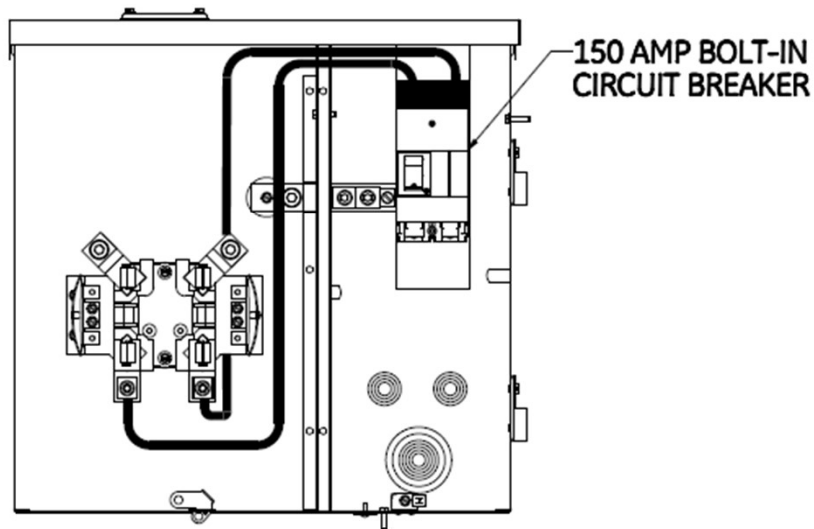


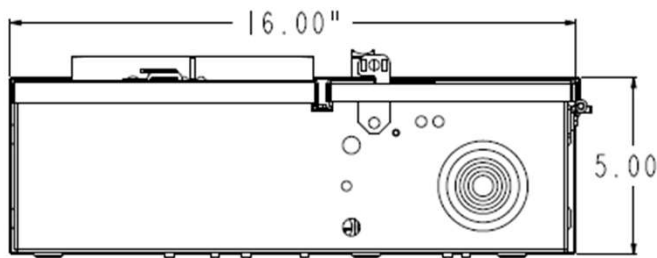
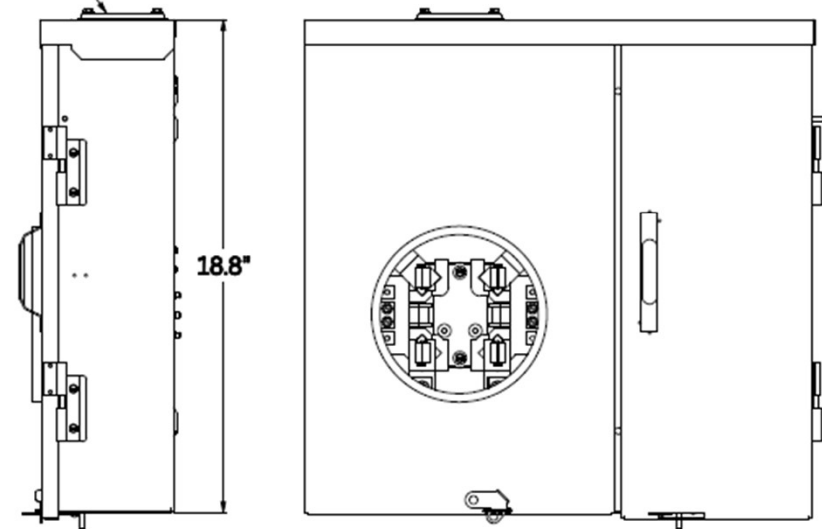
AVAILABLE HUB PART NUMBERS							
CONDUIT SIZE	UNIVERSAL HUB CATALOG NO.	MOD#	A-THD	B-DIA	C	D	E
3/4	TC75	2	3/4" - 14	1.31	0.81	1.03	3.31
1	TC100	2	1" - 11 1/2	1.53	0.69	1.03	3.31
1 1/4	TC125	2	1 1/4" - 11 1/2	1.88	0.53	1.03	3.31
1 1/2	TC150	2	1 1/2" - 11 1/2	2.12	0.42	1.03	3.31
2	TC200	2	2" - 11 1/2	2.62	0.20	1.03	3.31
2 1/2	TC250	2	2 1/2" - 8	3.19	NONE	1.22	3.31
CLOSING CAP	TCCP	1	NONE	NONE	NONE	0.25	3.38

FRONT VIEW (DOORS OPEN CONDITION)



HUB/
CLOSING CAP

FRONT LAYOUT VIEW (DOORS CLOSED CONDITION)



**MAIN WIRE SIZE
(1)#2-250MCM**



Main Breaker A2 - Ringless - 150A 10K - 0/0 Circuits - N3R Encl
Surface Front - UG/OH Incoming Feed - GP Listed

CAT NO	DWG DATE	REV #
TSMR015CSGP	12/14/2020	01