



Contact us


ABB Oy
P.O. Box 622
FI-65101 Vaasa
Finland

abb.com/lowvoltage

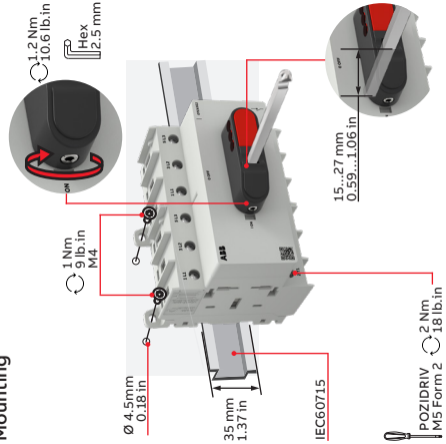
© Copyright 2024 ABB. All rights reserved.
Specifications subject to change without notice.

34OT_G2-68 rev. B / 15CC301135M0201 # 23.09.2024

OT Plus OT63...80G2- & OTC63...80G2-




Mounting

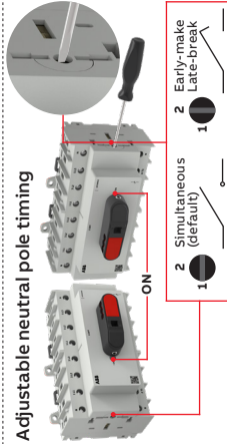


Padlock

Ø 6 mm
0.23 in



Adjustable neutral pole timing



Clearances per UL60947-4-1



Wire type 1 Wire 2 Wire Stripping Tightening

Wire type (Cu only)	(mm ²)	(mm ²)	length	torque
Class 5-Flexible	1.5-35	1.5-16		
Class 2-Stranded	1.5-35	1.5-16		
Class 6-Very flexible with ferrule	1.5-4	1.5-4		
Class 1-Solid	1.5-6	1.5-6		
UL - CU wire size (AWG)	16-2	16-8		

OTC63...80G2-

	OFF	OFF	OFF
Switch I			
Switch II			



Warning! Hazardous voltage! Installation by person with electrotechnical expertise only.

