

Catalog No. Qty

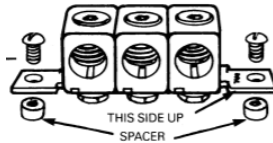
TNG3 1 Ground Kit



INSTALLATION INSTRUCTIONS:

Mount in holes provided on back wall of box using the two spacers and two 10-32 self-tapping screws provided. Remove paper backing from enclosed identification label. Place label directly in front of mounted lug kit. Torque per label.

⚠ CAUTION: Turn off power before working inside this equipment.



Wire Range: Use 60 or 70°C
Amp Sized #12-1/0 AWG CU/AL

ABB Inc. 305 Gregson Drive Cary, NC 27511
electrification.us.abb.com

1SQC920017M0201_Rev G, GEJ4693 Dec 2023

Catalog No. Qty

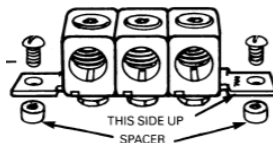
TNG3 1 Ground Kit



INSTALLATION INSTRUCTIONS:

Mount in holes provided on back wall of box using the two spacers and two 10-32 self-tapping screws provided. Remove paper backing from enclosed identification label. Place label directly in front of mounted lug kit. Torque per label.

⚠ CAUTION: Turn off power before working inside this equipment.



Wire Range: Use 60 or 70°C
Amp Sized #12-1/0 AWG CU/AL

ABB Inc. 305 Gregson Drive Cary, NC 27511
electrification.us.abb.com

1SQC920017M0201_Rev G, GEJ4693 Dec 2023

Catalog No. Qty

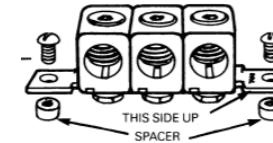
TNG3 1 Ground Kit



INSTALLATION INSTRUCTIONS:

Mount in holes provided on back wall of box using the two spacers and two 10-32 self-tapping screws provided. Remove paper backing from enclosed identification label. Place label directly in front of mounted lug kit. Torque per label.

⚠ CAUTION: Turn off power before working inside this equipment.



Wire Range: Use 60 or 70°C
Amp Sized #12-1/0 AWG CU/AL

ABB Inc. 305 Gregson Drive Cary, NC 27511
electrification.us.abb.com

1SQC920017M0201_Rev G, GEJ4693 Dec 2023

Catalog No. Qty

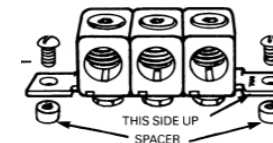
TNG3 1 Ground Kit



INSTALLATION INSTRUCTIONS:

Mount in holes provided on back wall of box using the two spacers and two 10-32 self-tapping screws provided. Remove paper backing from enclosed identification label. Place label directly in front of mounted lug kit. Torque per label.

⚠ CAUTION: Turn off power before working inside this equipment.



Wire Range: Use 60 or 70°C
Amp Sized #12-1/0 AWG CU/AL

ABB Inc. 305 Gregson Drive Cary, NC 27511
electrification.us.abb.com

1SQC920017M0201_Rev G, GEJ4693 Dec 2023