

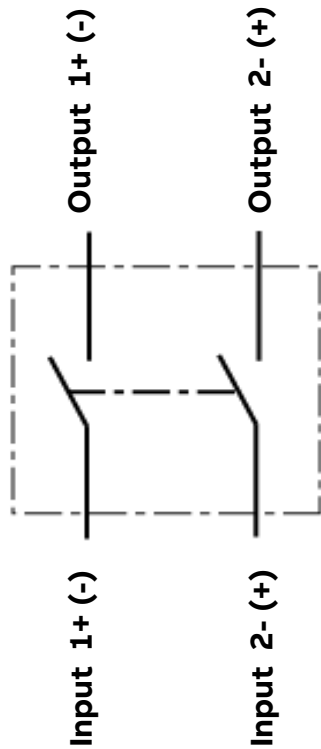


# OTDC Switch-disconnector

OTDC100...250E\_, OTDC100...245U\_

## Circuit 2a, 2b – Single Circuit



**NOTE!** Phase barriers are included in types OTDC\_02/20 - installation mandatory.