

PRODUCT SHEET

Steel City® double snap-in connectors

Speed. Strength. Simplicity.

Steel City



Steel City double snap-in connectors deliver fast, code-compliant terminations for residential, commercial, retrofit and industrial applications. Designed for quick, tool-free installation, they ensure a secure, durable connection between your electrical box and cable — ideal for use with aluminum or steel armored cable, metal-clad cable, flexible metal conduit or reduced wall flexible metal conduit.


→□← **Tool-free, snap-in design installs quickly**



↗↘↙↚ **90° versions are ideal for tight bends**

↻ **Reusable and repositionable**



 **Designed for fast, code-compliant cable terminations**

Key features

- 1 **Cut-in and 90° options** — For directional flexibility and retrofit installs
- 2 **Install easily with spring tabs in ½" knockouts** — No tools or locknuts required
- 3 **Reuse or reposition** — Easily removed from knockouts
- 4 **Pre-installed insulators** — Durable plastic inserts protect conductors and won't fall out
- 5 **Multiple cable support** — Support one or two runs depending on model

**ENGINEERED
TO OUTFIT**




| Catalog no. | XC-140 | XC-150 | XC-160 | XC-170 | XC-180 |
|---------------------------------------|-------------------------------------------------------------------------|-----------------------------------------------------------------|------------------------------------------------|-----------------------------------------------------------------|-------------------------------------------------------------|
| Description | 3/8" double snap-in single cable connector | 3/8" double snap-in squeeze lock connector | 3/8" cut-in double snap-in connector | 3/8" 90° double snap-in squeeze lock connector | 1/2" 90° double snap-in squeeze lock connector |
| Use case | Standard cable runs | Dual cable terminations in a single knockout | Retrofit/old work installs | Tight bends and directional runs | Tight bends and directional runs |
| Terminates (aluminum or steel) | AC 14-2 to 10-2; MC/MCI-A/HCF 14-2 to 10-3; 3/8" FMC and RWFMC | AC 14-2 to 10-3; MC/MCI-A/HCF 14-2 to 10-3; 3/8" RWFMC | AC 14-2 to 10-3; MC/MCI/HCF 14-2 to 10-3 | AC 14-2 to 10-3; MC/MCI-A/HCF 14-2 to 10-4; 3/8" RWFMC | AC 8-2 to 8-3; MC/MCI-A/HCF 8-2 to 8-3; 1/2" RWFMC |
| Std. ctn. qty. | 50 | 50 | 50 | 25 | 25 |
| UPC no. | 708917419372 | 708917419389 | 708917419396 | 708917419402 | 708917419419 |


Install AC or MC cable in tight spots easily with a 90° double snap-in squeeze lock connector




Connector with latch closed



Connector with latch open



Connector with latch open and AC or MC cable inserted



Connector with latch closed and AC or MC cable installed

Steel City **THE METAL**
for the job

ABB Installation Products Inc.
Electrification Business
860 Ridge Lake Blvd.
Memphis, TN 38120

electrification.us.abb.com

ABB has made every attempt to ensure the accuracy and reliability of the contents of this document. However, all content is provided for general informational purposes only, and ABB makes no guaranty or warranty, express or implied, as to the accuracy of any technical content, or that the information contained in this publication will be error free and all such guarantees or warranties are expressly

disclaimed. ABB may change or modify the contents at any time, without prior notice. We reserve all rights in this document and in the subject matter and illustrations contained therein. Any reproduction or utilization of its contents — in whole or in parts — is forbidden without prior written consent of ABB.
© 2025 ABB Installation Products Inc. and/or its related companies All rights reserved