

Metallic Systems

Accessories - UNEF Convertor



Technical Characteristics

Conforms to	N/A		
Approvals and Standards	N/A		
Degree of mechanical protection	High		
Degree of protection	N/A		
UV protection	Very High		
Fitting characteristics	Thread convertor		
Application	To change UNEF threads to metric		
Normal operating temperature range	Application	Min Temp	Max Temp
	Static	- 50°C	+300°C
	Dynamic	- 45°C	+250°C
For use with - Fittings	All threaded fittings in the Adaptaflex range		
Fire performance	Test Standard	Performance Rating	
	Not Rated	Not Rated	

Testing data	N/A
Type of material	Nickel Plated Brass



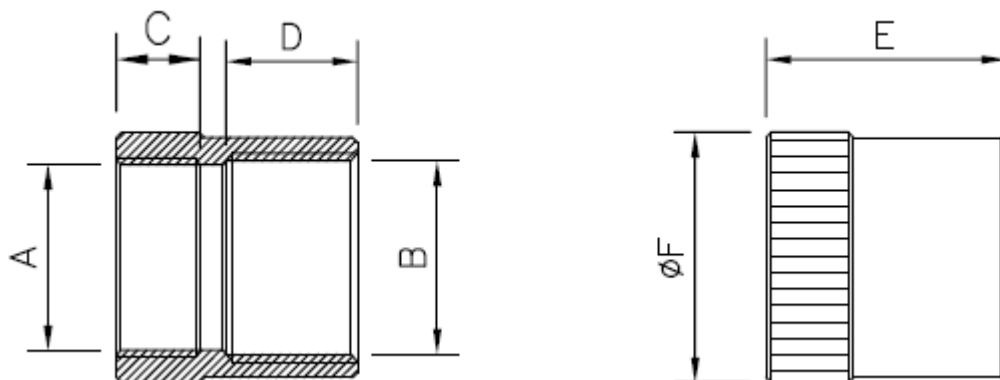
Metallic Systems

Accessories - UNEF Convertor



Dimensional & Thread Data

Part No	Thread A	Thread B	Nominal Dimensions (mm)			
			C	D	E	F
B/063UNEF-M16/TC	5/8"-24	M16x1.5	8.0	13.0	23.0	20.0
B/075UNEF-M16/TC	3/4"-20	M16x1.5	8.0	13.0	23.0	21.5
B/075UNEF-M20/TC	3/4"-20	M20x1.5	8.0	12.5	23.0	24.0
B/088UNEF-M20/TC	7/8"-20	M20x1.5	8.0	14.0	26.2	27.0
B/100UNEF-M20/TC	1"-20	M20x1.5	8.0	14.0	26.2	29.5
B/100UNEF-M25/TC	1"-20	M25x1.5	8.0	17.0	30.0	30.0
B/119UNEF-M20/TC	1 3/16"-18	M20x1.5	8.0	14.0	32.0	34.0
B/119UNEF-M25/TC	1 3/16"-18	M25x1.5	11.0	18.0	32.0	34.0
B/144UNEF-M25/TC	1 7/16"-18	M25x1.5	10.0	18.5	40.0	41.0
B/144UNEF-M32/TC	1 7/16"-18	M32x1.5	8.0	14.0	24.5	38.0

































































Metallic Systems

Accessories - UNEF Convertor



Chemical Resistance Chart

Key: Suitable :  Limited Suitability :  Unsuitable :  Not Tested : 	 Astm No.1	 Diesel oil	 Methyl Bromide	 Sulphur Dioxide (Gas)
	 Astm No.2	 Diethylamine	 MEK	 Sulphuric Acid (10%)
	 Astm No.3	 Ethanol	 Nitric Acid (10%)	 Sulphuric Acid (70%)
	 Acetic Acid (10%)	 Ether	 Nitric Acid (70%)	 Toluene
	 Acetone	 Ethylamine	 Oxalic Acid	 Transformer Oil
	 Aluminium Chloride	 Ethylene Glycol	 Ozone (Gas)	 1,1,1-Trichloroethane
	 Aniline	 Ethyl Ethanoate	 Paraffin oil	 Trichloroethylene
	 Benzaldehyde	 Freon 32	 Petrol	 Turpentine
	 Benzene	 Hydrochloric Acid (10%)	 Phenol	 Vegetable Oil
	 Carbon tetrachloride	 Hydrochloric Acid (36%)	 Sea Water	 Vinyl Acetate
	 Chlorine water	 Hydrogen Peroxide (35%)	 Silver Nitrate	 Water
	 Chloroform	 Hydrogen Peroxide (87%)	 Skydrol	 White Spirit
	 Citric Acid	 Lactic Acid	 Sodium Chloride	 Zinc Chloride
	 Copper Sulphate	 Lubricating oil	 Sodium Hydroxide (10%)	
	 Cresol	 Methanol	 Sodium Hydroxide (60%)	

The information above is given as a guide only and is based on published technical data and experience. The chemical resistance of the above products is dependant on factors such as chemical exposure, concentration of the chemical and temperature. The above chemicals are valid for a temperature of 23°C. Use of the above table is at the users own discretion and risk. Those using it must satisfy themselves that their application presents no health and safety risks. The end user should assess compatibility with their application and contact Thomas & Betts for further information.

ADHERENCE TO THE CURRENT WIRING REGULATIONS BS7671 OR NEC WIRING REGULATIONS (FOR USA) IS STRONGLY ADVISED.

MINIMUM BEND RADIUS FOR FLEXING IS DEPENDANT UPON MINIMUM TEMPERATURE, BENDING FREQUENCY AND CHEMICAL ENVIRONMENT.