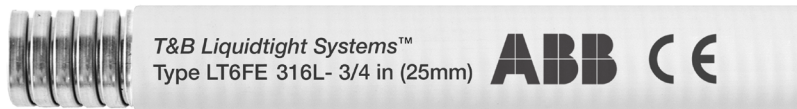

 TECHNICAL DATA SHEET

Type LT6FE - food & beverage stainless steel 316L, CE

Liquid-tight flexible metallic conduit

T&B Liquidtight Systems®



Stainless steel 316L food & beverage, CE certified liquid-tight flexible metallic conduits provide excellent strength, corrosion protection and liquid-tight performance

Certifications / Standards:


Features:

- FDA compliant PVC jacket with stainless steel 316L core
- NSF 169 certified for special purpose for food equipment
- Designed to meet UL 360 ID/OD dimension requirements
- Full compliance to IEC/EN 61386-1 requirements, CE certified
- Trade sizes from 3/8" to 4" (12mm to 100mm)
- Coordinated performance with series 5300SST6 stainless steel 316 fittings
- Smooth extruded jackets provide best performance with fittings

Applications:

- Food and beverage, stainless steel 316L liquid-tight flexible metallic conduit
- Smooth extruded jacket formulated for "splash zone" food and beverage contact
- PVC smooth jacket material will not promote bacteria growth and provides easy washdown
- Used extensively in food processing equipment and corrosive environments where flexibility is necessary for motion, vibration and bending
- Typical applications include food and beverage equipment for grinding, mixing, processing packaging, canning, and bottling machinery
- Sunlight resistant jacket material allows this product to be used in outdoor applications
- Liquid-tight applications against water, oils, mild acids and cleaners
- For use in electrical circuits up to 1,000 V

Construction / Material / Finish:

- Stainless Steel 316L core
- PVC (Polyvinyl Chloride) FDA CFR21 and NSF 51/61 compliant compound
- Ink jet printed ratings and technical information
- Full range of trade sizes from 3/8" to 4" (12mm to 150mm) 3/8" to 4", fully interlocked design
- Color: White (standard)

Environment ratings:
Working Temperature:

- Gen:
 - Dry: -55 to +105°C (-67 to +221°F)
- IEC/CE:
 - Gen: -45 to +105°C (-49 to +221°F)

Chemical resistance guide:

- Resistant to Sodium Hypochlorite (bleach)
- See publication TDS000117

Conforms to:

- IEC/EN 61386-1, -23, Conduit Systems for Cable Management
EU DoC: EC-012-17-176
- CE (Conformité Européenne, European Conformity)
- NSF Certified (3/8" to 2" sizes only)
NSF/ANSI 169 Special Purpose for Food Equipment
- RoHS (Restriction of Hazardous Substances directive)

Standards requirements:

Designed to UL 360 and CSA 22.2, No. 56 standard requirements for ID and OD dimensions.

Meets all IEC/EN 61386-23 standard requirements including:

- Compression strength - Code 4 Heavy; 1250 N/50mm
- Impact strength - Code 4 Heavy; 6 Joules
- Tensile strength - Code 3 Medium; 500 N/2 min.
- This product is designed for use in specific applications where UL, CSA or other agency approvals are not required.

Ingress protection:

- Covers all trade sizes from 3/8" to 4" (12mm to 103mm)

System ingress ratings:

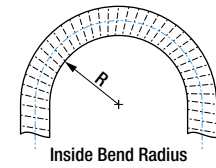
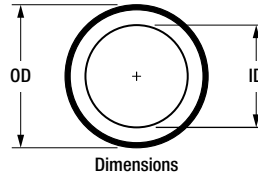
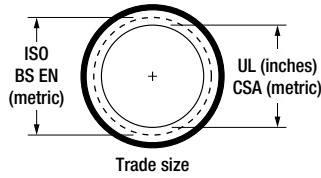
- Products tested and comply with UL 50E and CSA C22.2, No. 94.2 Type Rating requirements
 - Indoor: NEMA 4, 4X, 12, 13
 - Outdoor: NEMA 3, 3R, 4, 4X
- NEMA 250: NEMA 3, 3R, 4, 4X, 12, 13

IEC system ingress rating:

- IP ingress protection per IEC/EN 60529 requirements
- IEC ingress ratings: IP66, IP67

Liquid-tight flexible metallic conduit, type LT6FE
 Food & beverage stainless steel 316L, CE

Product selection																
Trade size			Carton						Coil length				Weight			
Inches	mm	ISO BS EN	Part no./GID		Feet	Meter	Part no./GID		Feet	Meter	Part no./GID		Feet	Meter	lbs/ft	kg/m
			mm	Part no./GID			Part no./GID	Part no./GID			Bulk reel					
3/8	12	16	LT6FES01W-C	7TAA012LXOR0000	100	30	LT6FES01W-K	7TAA012LXOR0010	500	150	LT6FES01W-L	7TAA012LXOR0017	1,000	300	0.23	0.34
			7TAA012LXOR0000	7TAA012LXOR0010	7TAA012LXOR0017											
1/2	16	20	LT6FES02W-C	7TAA012LXOR0001	100	30	LT6FES02W-K	7TAA012LXOR0011	500	150	LT6FES02W-L	7TAA012LXOR0018	1,000	300	0.28	0.42
			7TAA012LXOR0001	7TAA012LXOR0011	7TAA012LXOR0018											
3/4	21	25	LT6FES03W-C	7TAA012LXOR0002	100	30	LT6FES03W-K	7TAA012LXOR0012	500	150	LT6FES03W-L	7TAA012LXOR0019	1,000	300	0.38	0.57
			7TAA012LXOR0002	7TAA012LXOR0012	7TAA012LXOR0019											
1	27	32	LT6FES04W-C	7TAA012LXOR0003	100	30	LT6FES04W-J	7TAA012LXOR0013	400	120	—	—	—	—	0.62	0.92
			7TAA012LXOR0003	7TAA012LXOR0013	—	—	—	—								
1 1/4	35	40	LT6FES05W-B	7TAA012LXOR0004	50	15	LT6FES05W-E	7TAA012LXOR0014	200	60	—	—	—	—	0.79	1.18
			7TAA012LXOR0004	7TAA012LXOR0014	—	—	—	—								
1 1/2	41	50	LT6FES06W-B	7TAA012LXOR0005	50	15	LT6FES06W-D	7TAA012LXOR0015	150	45	—	—	—	—	1.03	1.53
			7TAA012LXOR0005	7TAA012LXOR0015	—	—	—	—								
2	53	63	LT6FES07W-B	7TAA012LXOR0006	50	15	LT6FES07W-C	7TAA012LXOR0016	100	30	—	—	—	—	1.19	1.77
			7TAA012LXOR0006	7TAA012LXOR0016	—	—	—	—								
2 1/2	63	70	LT6FES08W-A	7TAA012LXOR0007	25	8	—	—	—	—	—	—	—	—	2.09	3.11
			7TAA012LXOR0007	—	—	—	—									
3	78	80	LT6FES09W-A	7TAA012LXOR0008	25	8	—	—	—	—	—	—	—	—	2.95	4.39
			7TAA012LXOR0008	—	—	—	—									
4	103	100	LT6FES11W-A	7TAA012LXOR0009	25	8	—	—	—	—	—	—	—	—	4.10	6.10
			7TAA012LXOR0009	—	—	—	—									



Dimensions															
Part No:	Trade size			Minimum inside bend radius				Inches				Millimeters			
	Inches	mm	ISO BS EN	Static		Dynamic		Inside (ID)		Outside (OD)		Inside (ID)		Outside (OD)	
				mm	Inches	mm	Inches	Min	Max	Min	Max	Min	Max	Min	Max
LT6FES01W-*	3/8	12	16	2.0	51	4.0	102	0.484	0.504	0.690	0.710	12.3	12.8	17.5	18.0
LT6FES02W-*	1/2	16	20	3.0	76	5.0	127	0.622	0.642	0.820	0.840	15.8	16.3	20.8	21.3
LT6FES03W-*	3/4	21	25	4.2	107	6.0	152	0.820	0.840	1.030	1.050	20.8	21.3	26.2	26.7
LT6FES04W-*	1	27	32	5.5	140	12.0	305	1.041	1.066	1.290	1.315	26.4	27.1	32.8	33.4
LT6FES05W-*	1 1/4	35	40	7.0	178	15.0	381	1.380	1.410	1.630	1.660	35.1	35.8	41.4	42.2
LT6FES06W-*	1 1/2	41	50	4.5	114	17.0	432	1.575	1.600	1.865	1.900	40.0	40.6	47.4	48.3
LT6FES07W-*	2	53	63	6.0	152	22.0	559	2.020	2.045	2.340	2.375	51.3	51.9	59.4	60.3
LT6FES08W-*	2 1/2	63	70	8.0	203	29.0	737	2.480	2.505	2.840	2.875	63.0	63.6	72.1	73.0
LT6FES09W-*	3	78	80	10.0	254	36.0	914	3.070	3.100	3.460	3.500	78.0	78.7	87.9	88.8
LT6FES11W-*	4	103	100	12.0	305	52.0	1,321	4.000	4.040	4.460	4.500	101.6	102.6	113.3	114.3

Note: Product must be installed in accordance with applicable national and local electrical codes.

tnb.abb.com (US/Latin America)
 tnb.ca.abb.com (Canada)
 abb.com

We reserve the right to make technical changes or modify the contents of this document without prior notice. With regard to purchase orders, the agreed particulars shall prevail. ABB does not accept any responsibility whatsoever for potential errors or possible lack of information in this document.

We reserve all rights in this document and in the subject matter and illustrations contained therein. Any reproduction – in whole or in part – is forbidden without prior written consent of ABB.
 Copyright© 2019 ABB. All rights reserved.