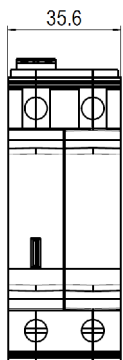
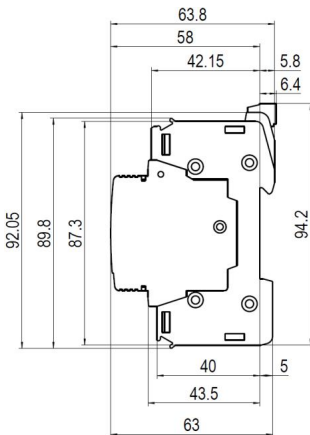




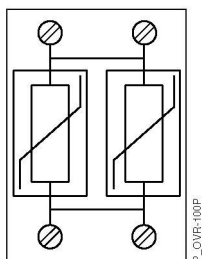
OVR BT2 100-440s P TS
 Order code : 2TAM 1010 00 R 68 11
 EAN code : 6 940 342 27287 8



OVR BT2 100-440s P TS



Overall dimensions (in mm)



Operating diagram

Pluggable Unit

Electrical characteristics

Types of networks		TT – TNS – TNC – IT
Number of poles		1
Type / test class		T2 / II
Type of current		A.C.
Nominal voltage Un	V	400
Maximal continuous operating voltage Uc	V	440
Voltage protection level Up at In	kV	2.2
Voltage protection level Ures at 3 kA	kV	1.1
Voltage protection level Ures at 5 kA	kV	1.2
Nominal discharge current In (8/20)	kA	50
Maximal discharge current Imax (8/20)	kA	100
TOV withstand Ut (5s)	V	400
Follow current If	A	None
Response time	ns	25
Operating current Ic	mA	< 1
Short circuit withstand Icc	kA	50
Degree of protection		IP 20
Disconnecter		
Curve C Circuit breaker	A	<125
gG - gL fuse	A	<125

Mechanical characteristics

Wire range		
Solid wire	mm ²	2.5...25
Stranded wire	mm ²	2.5...16
Stripping length	mm	12.5
Tightening torque	Nm	2
Overall dimensions		
Length	mm	65
Width	mm	36
Height over DIN rail	mm	95
Integrated thermal disconnecter		Yes
State indicator		Yes
Safety reserve		Yes
TS remote indicator		Yes
Contact complement		1 NO – 1 NC
Minimal load		12 VDC – 10 mA
Maximal load		250 VAC – 1 A
Connection cross section	mm ²	1.5

Miscellaneous characteristics

Stocking temperature	°C	- 40 to +80
Operating temperature	°C	- 40 to +80
Maximal altitude	m	2000
Weight	g	270
Color of Housing		PC grey RAL 7035
Fire resistance according to UL 94		V0
Reference standards		GB18802.1 / IEC 61643-1

Replacement cartridge

OVR BT2 100-440s C	2TAM 1002 00 R 68 10
--------------------	----------------------