

MEDIUM VOLTAGE SWITCHGEAR

BreakMaster™ LIS

Medium voltage load interrupter switchgear



BreakMaster LIS metal-enclosed load interrupter switchgear, featuring the advanced interrupting technology of the VersaRupter switch, provides dependable, economical load switching and protection for medium voltage applications from 2.4 kV through 15 kV in 600 A to 1200 A load ratings. Used mainly as a primary or secondary disconnect switch for transformers, the variety of configurations in which BreakMaster LIS is available also make it useful for specific distribution needs. It can be inserted as a main or feeder switch in medium voltage switchgear or motor controller lineups. Fault current protection is available using a complete line of current limiting or expulsion fuses.

BreakMaster™ LIS is used to safely disconnect power, as well as provide fault current protection. It can be used to select alternative power between two primary sources and in line-ups of multiple sections for key heavy industrial markets.

Applications

- Transformer primary switches
- Industrial and utility switch and fuse line-ups

Product Scope

- Configurations: single, duplex, mains/ties, branch, 20-inch and 35-inch wide incoming cable
- Switch ratings: 5 to 15 kV, 40 kA and 61 kA interrupting switch mechanisms
- Bus continuous current: 600 A to 2000 A
- Switch current: 600 A to 1200 A
- Enclosures: NEMA 1, 2 or 3R
- Standards: ANSI/IEEE C37.20.3, C37.20.4, C37.22, IEC 60265, UL (see ANSI standards) and CSA C22.2 No. 31 and 193

Features and benefits

- Custom designed with many accessories to meet all switching requirements
- BreakMaster LIS metal-enclosed load interrupter switchgear provides dependable, economical load switching and protection for medium voltage applications from 2.4 kV through 15 kV in 600 A and 1200 A load interrupting ratings. Coordinated with major equipment
- Special paint options to meet industrial needs

Typical user configurations

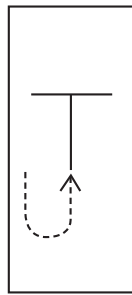
The complete line of BreakMaster LIS load interrupter switches can fill most distribution system requirements. They are available in a variety of configurations to meet specific distribution needs, including:

- Single switches
- Duplex switches
- Line-ups

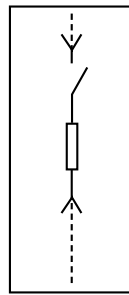
Motor operators, customer metering and outdoor construction are also available.

Standard configuration features	Single	Duplex	Line-up
35-inch width			
70-inch width			
90-inch indoor height, 99-inch outdoor height			
50-inch depth standard (includes arrester if required), 60-inch depth available			
Available section widths: 55-inch mains/tie; 35-inch branches; 20-inch/35-inch incoming terminal compartments; 20-inch/35-inch/40-inch auxiliary sections			
Extension required for oil-filled transformers only (18-inch wide)			
Dry type and cast coil transformers require 3-inch in throat for outdoor enclosure			
Key interlocking between switches and fuse compartment is standard			

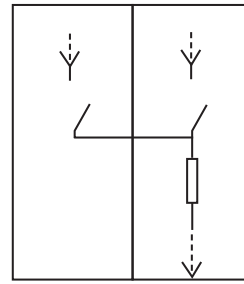
- 01 Incoming
- 02 Single
- 03 Duplex
- 04 Line-up (main-tie-main)



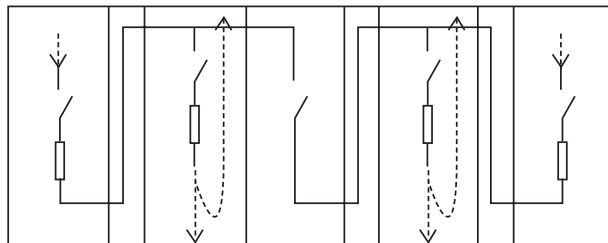
01



02



03



04

ABB Inc.
305 Gregson Drive
Cary, NC 27511 USA
abb.com/contacts

The information contained in this document is for general information purposes only. While ABB strives to keep the information up to date and correct, it makes no representations or warranties of any kind, express or implied, about the completeness, accuracy, reliability, suitability or availability with respect to the information, products,

services, or related graphics contained in the document for any purpose. Any reliance placed on such information is therefore strictly at your own risk. ABB reserves the right to discontinue any product or service at any time.

© Copyright 2023 ABB. All rights reserved.