

To: whom it may concern

LB-DT 06-22D

Bergamo, May 26<sup>th</sup> 2022

We hereby confirm that the following retrofitting kits:

- Model Frame: DR MPACT\* - Emax.2
- Type: Direct Replacement
- Associated Circuit-Breaker: Emax.2

comply with IEC 60947-2 according to the ratings shown in the table present on next page.

\*M-PACT represents the family of circuit breakers including GEC Alsthom M-PACT and M-PACT Plus

ABB S.p.A.  
Electrification Smart Power  
Product Certification Manager  
Low Voltage Breakers  
G. Tribulato

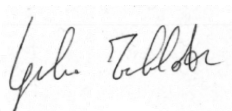


ABB S.p.A.  
Electrification Smart Power  
R&D Competence center Manager Italy  
Low Voltage Breakers  
A. Rovardi




ABB is not responsible for the installation activity. The above statement refers to standard installation conditions and assume ABB installation and maintenance instructions are followed by technician with adequate expertise. ABB General terms conditions-Ed Apr. 2012 applies, including express exclusion of any liability for direct and indirect damages.

Model Type					Rated Current "In" [A]				Short Circuit Current Ratings Icu & Ics [kA]				Short Circuit Withstand Ratings Icw x 1s [kA]				
M-PACT	M-PACT	Iu [A]	Poles	E <sub>max.2</sub>	Rating Plug	VR Terminals	HR Terminals	Front Terminals	415 Vac	500 Vac	600 Vac	690 Vac	415 Vac	500 Vac	600 Vac	690 Vac	
Frame 1	A or S	400	3P - 4P	E2.2N 800	400	400	400	400	50	50	50	40	50	50	50	40	
		630	3P - 4P	E2.2N 800	630	630	630	630	50	50	50	40	50	50	50	40	
		800	3P - 4P	E2.2N 800	-	800	800	800	800	50	50	50	40	50	50	50	40
		1000	3P - 4P	E2.2N 1000	-	1000	1000	1000	1000	50	50	50	40	50	50	50	40
		1250	3P - 4P	E2.2N 1250	-	1250	1250	1250	1250	50	50	50	40	50	50	50	40
		1600	3P - 4P	E2.2N 1600	-	1600	1600	1600	1600	50	50	50	40	50	50	50	40
		2000	3P - 4P	E2.2N 2000	-	2000	2000	2000	2000	50	50	50	40	50	50	50	40
	2500	3P - 4P	E2.2N 2500	-	2400	2300	2300	2300	50	50	50	40	50	50	50	40	
	D or N	400	3P - 4P	E2.2N 800	400	400	400	400	400	65	65	50	40	65	65	50	40
		630	3P - 4P	E2.2N 800	630	630	630	630	630	65	65	50	40	65	65	50	40
		800	3P - 4P	E2.2N 800	-	800	800	800	800	65	65	50	40	65	65	50	40
		1000	3P - 4P	E2.2N 1000	-	1000	1000	1000	1000	65	65	50	40	65	65	50	40
		1250	3P - 4P	E2.2N 1250	-	1250	1250	1250	1250	65	65	50	40	65	65	50	40
		1600	3P - 4P	E2.2N 1600	-	1600	1600	1600	1600	65	65	50	40	65	65	50	40
2000		3P - 4P	E2.2N 2000	-	2000	2000	2000	2000	65	65	50	40	65	65	50	40	
Frame 2	A or S	2000	3P - 4P	E4.2N 3200	2000	2000	2000	2000	50	50	50	40	50	50	50	40	
		2500	3P - 4P	E4.2N 3200	2500	2500	2500	2500	50	50	50	40	50	50	50	40	
		3200	3P - 4P	E4.2N 3200	-	3200	3000	3000	3000	50	50	50	40	50	50	50	40
		4000	3P - 4P	E4.2N 4000	-	3600	3450	3450	3450	50	50	50	40	50	50	50	40
	D or N	2000	3P - 4P	E4.2N 3200	2000	2000	2000	2000	2000	65	65	50	40	65	65	50	40
		2500	3P - 4P	E4.2N 3200	2500	2500	2500	2500	2500	65	65	50	40	65	65	50	40
		3200	3P - 4P	E4.2N 3200	-	3200	3000	3000	3000	65	65	50	40	65	65	50	40
		4000	3P - 4P	E4.2N 4000	-	3600	3450	3450	3450	65	65	50	40	65	65	50	40
	H1	800	3P - 4P	E4.2H 3200	800	800	800	800	800	80	65	50	40	80	65	50	40
		1000	3P - 4P	E4.2H 3200	1000	1000	1000	1000	1000	80	65	50	40	80	65	50	40
		1250	3P - 4P	E4.2H 3200	1250	1250	1250	1250	1250	80	65	50	40	80	65	50	40
		1600	3P - 4P	E4.2H 3200	1600	1600	1600	1600	1600	80	65	50	40	80	65	50	40
		2000	3P - 4P	E4.2H 3200	2000	2000	2000	2000	2000	80	65	50	40	80	65	50	40
		2500	3P - 4P	E4.2H 3200	2500	2500	2500	2500	2500	80	65	50	40	80	65	50	40
		3200	3P - 4P	E4.2H 3200	-	3200	3000	3000	3000	80	65	50	40	80	65	50	40
		4000	3P - 4P	E4.2H 4000	-	3600	3450	3450	3450	80	65	50	40	80	65	50	40
	H or H2	800	3P - 4P	E4.2H 3200	800	800	800	800	800	80	80	65	60	80	80	65	60
		1000	3P - 4P	E4.2H 3200	1000	1000	1000	1000	1000	80	80	65	60	80	80	65	60
		1250	3P - 4P	E4.2H 3200	1250	1250	1250	1250	1250	80	80	65	60	80	80	65	60
		1600	3P - 4P	E4.2H 3200	1600	1600	1600	1600	1600	80	80	65	60	80	80	65	60
2000		3P - 4P	E4.2H 3200	2000	2000	2000	2000	2000	80	80	65	60	80	80	65	60	
2500		3P - 4P	E4.2H 3200	2500	2500	2500	2500	2500	80	80	65	60	80	80	65	60	
3200		3P - 4P	E4.2H 3200	-	3200	3000	3000	3000	80	80	65	60	80	80	65	60	
4000		3P - 4P	E4.2H 4000	-	3600	3450	3450	3450	80	80	65	60	80	80	65	60	

ABB is not responsible for the installation activity. The above statement refers to standard installation conditions and assume ABB installation and maintenance instructions are followed by technician with adequate expertise. ABB General terms conditions-Ed Apr. 2012 applies, including express exclusion of any liability for direct and indirect damages.

To: whom it may concern

LB-DT 07-22D

Bergamo, May 26<sup>th</sup> 2022

We hereby confirm that the following retrofitting kits:

- Model Frame: DR MPACT\* - Emax.2 MS
- Type: Direct Replacement
- Associated Circuit-Breaker: Emax.2 MS

comply with IEC 60947-3 according to the ratings shown in the table present on next page.

\*M-PACT represents the family of circuit breakers including GEC Alsthom M-PACT and M-PACT Plus

ABB S.p.A.  
Electrification Smart Power  
Product Certification Manager  
Low Voltage Breakers  
G. Tribulato

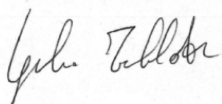


ABB S.p.A.  
Electrification Smart Power  
R&D Competence center Manager Italy  
Low Voltage Breakers  
A. Rovardi

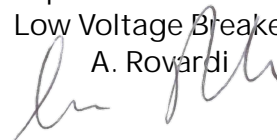


ABB is not responsible for the installation activity. The above statement refers to standard installation conditions and assume ABB installation and maintenance instructions are followed by technician with adequate expertise. ABB General terms conditions-Ed Apr. 2012 applies, including express exclusion of any liability for direct and indirect damages.

Model Type					Rated Current "In" [A]			Utilization Category at 690Vac	Short Circuit Withstand Ratings I <sub>cw</sub> x 1s [kA]			
Legrand DMX Frame	Legrand DMX Type	I <sub>u</sub> [A]	Poles	E <sub>max.2</sub>	VR Terminals	HR Terminals	Front Terminals		415 Vac	500 Vac	600 Vac	690 Vac
Frame 1	A or S	400	3P - 4P	E2.2N/MS 800	400	400	400	AC-23A	50	50	50	40
		630	3P - 4P	E2.2N/MS 800	630	630	630	AC-23A	50	50	50	40
		800	3P - 4P	E2.2N/MS 800	800	800	800	AC-23A	50	50	50	40
		1000	3P - 4P	E2.2N/MS 1000	1000	1000	1000	AC-23A	50	50	50	40
		1250	3P - 4P	E2.2N/MS 1250	1250	1250	1250	AC-23A	50	50	50	40
		1600	3P - 4P	E2.2N/MS 1600	1600	1600	1600	AC-23A	50	50	50	40
		2000	3P - 4P	E2.2N/MS 2000	2000	2000	2000	AC-23A	50	50	50	40
	2500	3P - 4P	E2.2N/MS 2500	2400	2300	2300	AC-23A	50	50	50	40	
	D or N	400	3P - 4P	E2.2N/MS 800	400	400	400	AC-23A	65	65	50	40
		630	3P - 4P	E2.2N/MS 800	630	630	630	AC-23A	65	65	50	40
		800	3P - 4P	E2.2N/MS 800	800	800	800	AC-23A	65	65	50	40
		1000	3P - 4P	E2.2N/MS 1000	1000	1000	1000	AC-23A	65	65	50	40
		1250	3P - 4P	E2.2N/MS 1250	1250	1250	1250	AC-23A	65	65	50	40
		1600	3P - 4P	E2.2N/MS 1600	1600	1600	1600	AC-23A	65	65	50	40
2000		3P - 4P	E2.2N/MS 2000	2000	2000	2000	AC-23A	65	65	50	40	
Frame 2	A or S	2000	3P - 4P	E4.2N/MS 3200	2000	2000	2000	AC-23A	50	50	50	40
		2500	3P - 4P	E4.2N/MS 3200	2500	2500	2500	AC-23A	50	50	50	40
		3200	3P - 4P	E4.2N/MS 3200	3200	3000	3000	AC-23A	50	50	50	40
		4000	3P - 4P	E4.2N/MS 4000	3600	3450	3450	AC-23A	50	50	50	40
	D or N	2000	3P - 4P	E4.2N/MS 3200	2000	2000	2000	AC-23A	65	65	50	40
		2500	3P - 4P	E4.2N/MS 3200	2500	2500	2500	AC-23A	65	65	50	40
		3200	3P - 4P	E4.2N/MS 3200	3200	3000	3000	AC-23A	65	65	50	40
		4000	3P - 4P	E4.2N/MS 4000	3600	3450	3450	AC-23A	65	65	50	40
	H1	800	3P - 4P	E4.2H/MS 3200	800	800	800	AC-23A	80	65	50	40
		1000	3P - 4P	E4.2H/MS 3200	1000	1000	1000	AC-23A	80	65	50	40
		1250	3P - 4P	E4.2H/MS 3200	1250	1250	1250	AC-23A	80	65	50	40
		1600	3P - 4P	E4.2H/MS 3200	1600	1600	1600	AC-23A	80	65	50	40
		2000	3P - 4P	E4.2H/MS 3200	2000	2000	2000	AC-23A	80	65	50	40
		2500	3P - 4P	E4.2H/MS 3200	2500	2500	2500	AC-23A	80	65	50	40
		3200	3P - 4P	E4.2H/MS 3200	3200	3000	3000	AC-23A	80	65	50	40
		4000	3P - 4P	E4.2H/MS 4000	3600	3450	3450	AC-23A	80	65	50	40
	H or H2	800	3P - 4P	E4.2H/MS 3200	800	800	800	AC-23A	80	80	65	60
		1000	3P - 4P	E4.2H/MS 3200	1000	1000	1000	AC-23A	80	80	65	60
		1250	3P - 4P	E4.2H/MS 3200	1250	1250	1250	AC-23A	80	80	65	60
		1600	3P - 4P	E4.2H/MS 3200	1600	1600	1600	AC-23A	80	80	65	60
		2000	3P - 4P	E4.2H/MS 3200	2000	2000	2000	AC-23A	80	80	65	60
		2500	3P - 4P	E4.2H/MS 3200	2500	2500	2500	AC-23A	80	80	65	60
		3200	3P - 4P	E4.2H/MS 3200	3200	3000	3000	AC-23A	80	80	65	60
		4000	3P - 4P	E4.2H/MS 4000	3600	3450	3450	AC-23A	80	80	65	60

ABB is not responsible for the installation activity. The above statement refers to standard installation conditions and assume ABB installation and maintenance instructions are followed by technician with adequate expertise. ABB General terms conditions-Ed Apr. 2012 applies, including express exclusion of any liability for direct and indirect damages.