

HEAT REJECTION IN DOUBLE CONVERSION OPERATING MODE AT 1.0pF LOAD, NOMINAL VOLTAGE / FREQUENCY, ENERGY STORAGE DISCONNECTED.		100% LOAD	WEIGHT: lbs (kg)	FLOOR LOAD lbs/sq ft (kg/sq m)
250 kW	BTU/hr	30461	1323 (600)	127 (620)
	kW	8.9		
HEAT REJECTION IN eBOOST OPERATING MODE @ 1.0 pF LOAD, NOMINAL VOLTAGE / FREQUENCY, ENERGY STORAGE DISCONNECTED.		100% LOAD	WEIGHT: lbs (kg)	FLOOR LOAD lbs/sq ft (kg/sq m)
250 kW	BTU/hr	9488	1323 (600)	127 (620)
	kW	2.8		

1. Dimensions are in inch;
2. UPS Operating Temperature 32° F–104°F
3. 18" minimum clearance required above the unit for heat rejection
4. Front access for service and maintenance
5. Do not tilt the UPS more than 10°

Draw	Barbarani R.	08.03.21
Checked	Balbiano C.	08.03.21
ECN	Name	Revision
1		1
		3.12.14



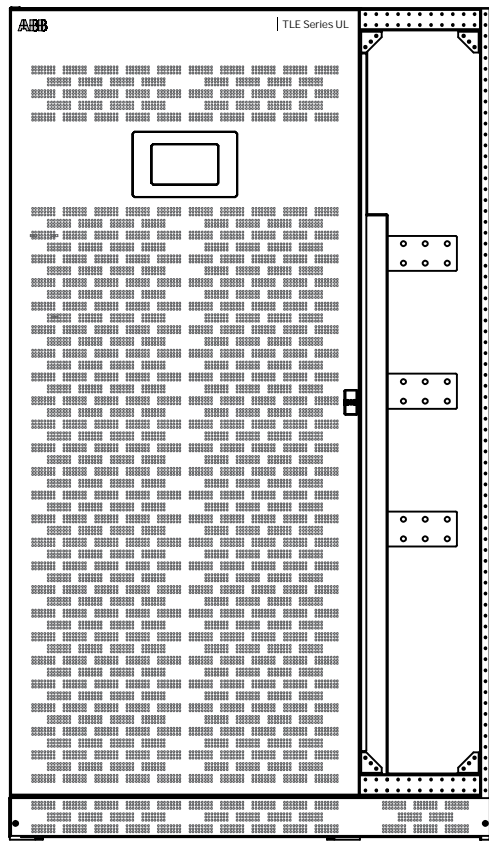
Power Protection  
6572-Quartino, Switzerland

Mechanical Outline

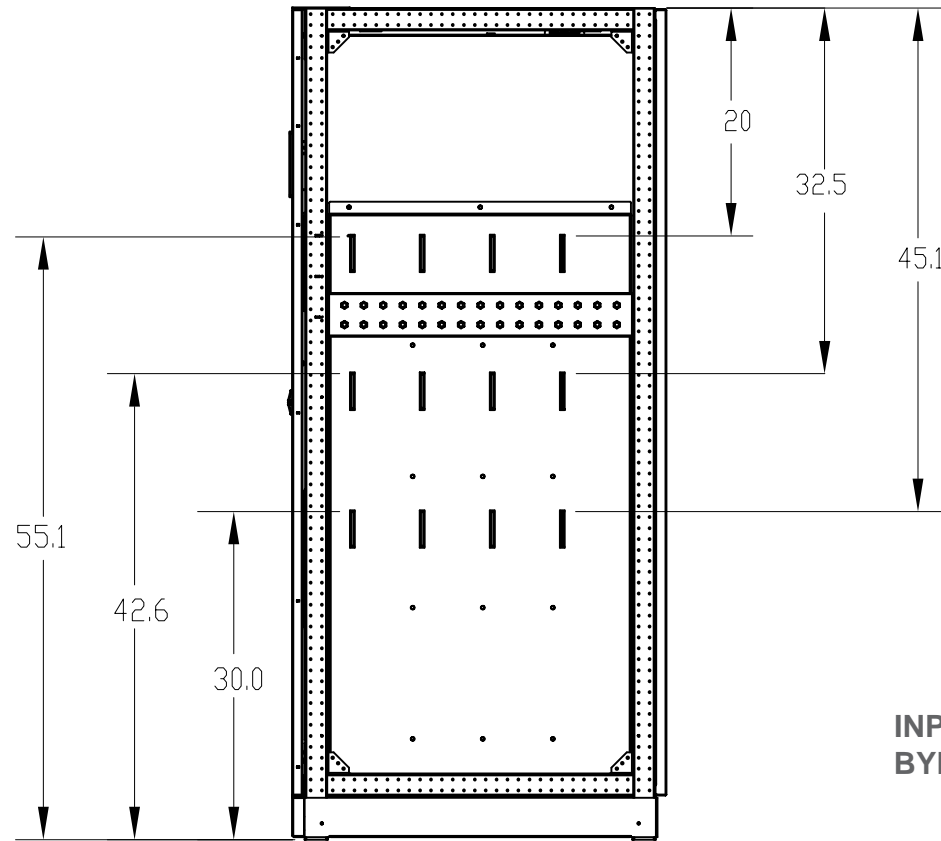
TLE 250 kW UL  
with eBOOST technology

Product Upgrade Letter: A

Series: 2 0001050345



**FRONT VIEW WITH SAFETY PANEL REMOVED**

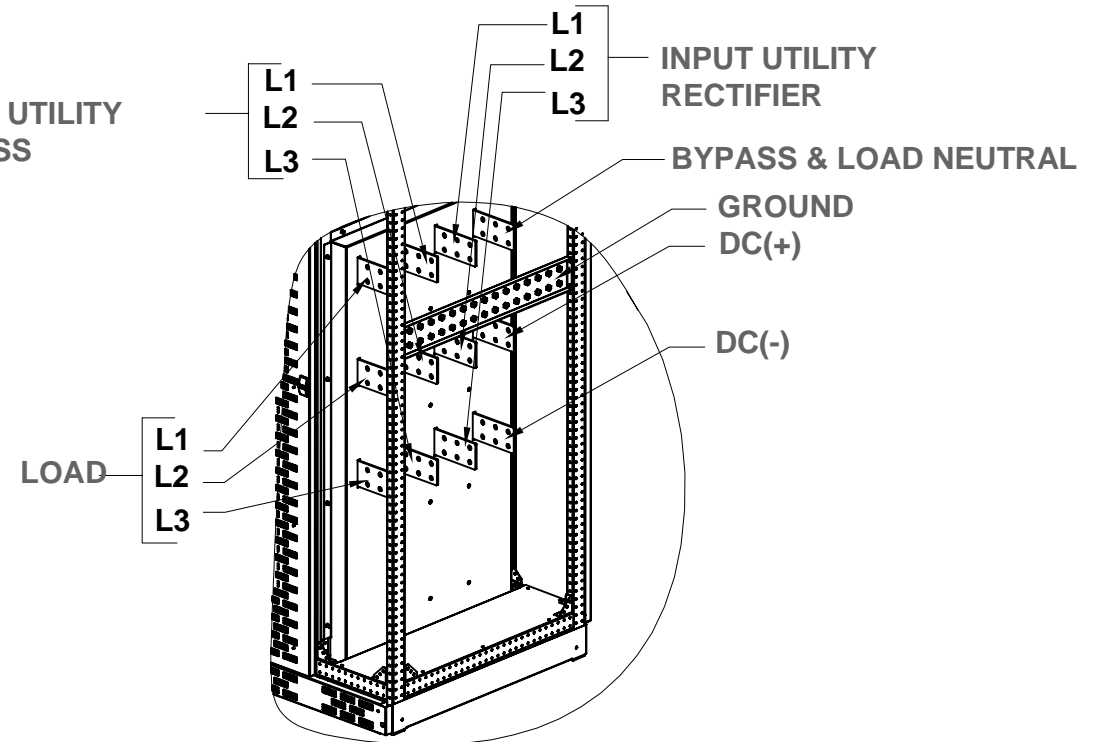


**SIDE VIEW WITH SAFETY PANEL REMOVED**

Maximum Allowed Cable Configuration					
kW	Rectifier Input	Bypass Input	DC Input	Output (Load)	GND
250	2 x 350 Kcmil	2x 300 Kcmil	2x 600 Kcmil	2x 300 Kcmil	1 x 1 AWG

\* Actual cable size and quantity must be based on the requirements of NFPA 70 and must not exceed the limits listed above.

INPUT UTILITY BYPASS



		Draw	Barbarani R.	25.03.20
		Checked	Balbiano C.	25.03.20
ECN	Name	Revision	1	25.03.20



Power Protection  
6572-Quartino, Switzerland

Mechanical Outline

TLE 250 kW UL  
with eBOOST technology

Product Upgrade Letter: A

Series: 2 0001050345

Page 2  
of 2