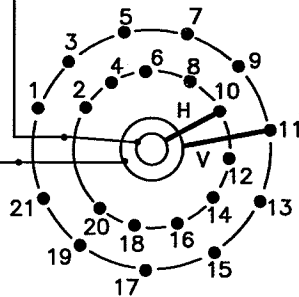
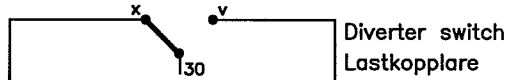
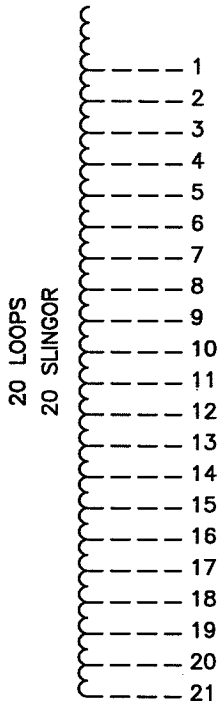


On-load tap-changer type UCGL./III, VUCGL./III, UCLL./III, UC DL./III, 21 tap positions, linear switching.
 Min. effective No. of turns in pos. 1.
 The tap-changer is delivered set in pos. 11, the preceding pos. was 10.

Lindningskopplare typ UCGL./III, VUCGL./III, UCLL./III, UC DL./III, 21 lägen, linjär koppling.
 Min. antal effektiva varv i läge 1.
 Lindningskopplaren levereras inställd i läge 11, föregående läge var 10.



Tap selector
Väljare

Pos. Läge	Tap selector and diverter switch connect	Väljaren och lastkopplaren förbinder
1	1-V-x	30
2	2-H-v	
3	3-V-x	
4	4-H-v	
5	5-V-x	
6	6-H-v	
7	7-V-x	
8	8-H-v	
9	9-V-x	
10	10-H-v	
11	11-V-x	
12	12-H-v	
13	13-V-x	
14	14-H-v	
15	15-V-x	
16	16-H-v	
17	17-V-x	
18	18-H-v	
19	19-V-x	
20	20-H-v	
21	21-V-x	

The tap-changer is shown in pos. 11, the preceding pos. was 10.
 The tap selector is seen from above.
 Contact arm V is located above contact arm H.

Lindningskopplaren visad i läge 11, föregående läge var 10.
 Väljaren sedd uppifrån.
 Kontaktarm V ligger över kontaktarm H.

Continuous lines show leads included in the tap-changer. Dashed lines show leads belonging to the cleats and leads.

Heldragna linjer visar ledare som ingår i lindningskopplaren. Streckade linjer visar ledare som tillhör anslutningsdonet.

We reserve all rights in this document and in the information contained therein. Reproduction, use or disclosure to third parties without express authority is strictly forbidden.
 © ABB 19

Drawn by Form No.	Sheet	Year	Week	Cont	
	Dept	Rev Ind	Revision	Appd	
	Year	Year	Week		
	Revind	Accepted by qual control	Accepted for prod by	Description (English)	DATA ORIGINAL
Design checked by	Design checked by G.Andersson SA	Drawn by T.Larsen	Description (own language) KOPPLINGSSCHEMA		File name 0370-17
	Drawing checked by A.Hultberg	Issued by Dept Year Week COM/FOK 07 49	5492 0370-17		Lang 1
Asea Brown Boveri		Revind -			Cont -