


Galvanized Superstrut® channels

PEP ecopassport®

Product Environmental Profile



PEP owner address:	ABB ELIP		
Registration number:	ABBG-00778-V01.02-EN	Drafting rules:	PCR-ed4-EN-2021 09 06
Contact information:	oscar.sarmiento-penuela@ch.abb.com	Supplemented by:	PSR-0003-ed2.1-EN-2023 12 08
Verifier accreditation number:	VH44	Information and reference documents:	www.pep-ecopassport.org
Date of issue:	April-25	Validity period:	5 years
Independent verification of the declaration and data in compliance with ISO 14025: 2006			
Internal:	<input type="checkbox"/>	External:	<input checked="" type="checkbox"/>
The PCR review was conducted by a panel of experts chaired by Julie Orgelet (Ddomain)			
PEPs are compliant with XP C08-100-1:2016 and EN 50693:2019 or NF E38-500 :2022 The components of the present PEP may not be compared with components from any other program.			
Document complies with ISO 14025:2006 "Environmental labels and declarations. Type III environmental declarations"			



ABB Purpose & Embedding Sustainability

ABB is committed to continually promoting and embedding sustainability across its operations and value chain, aspiring to become a role model for others to follow. With its ABB Purpose, ABB is focusing on reducing harmful emissions, preserving natural resources and championing ethical and humane behavior. The content of this PEP cannot be compared with the content based on another program/database. Scan QR code for more information

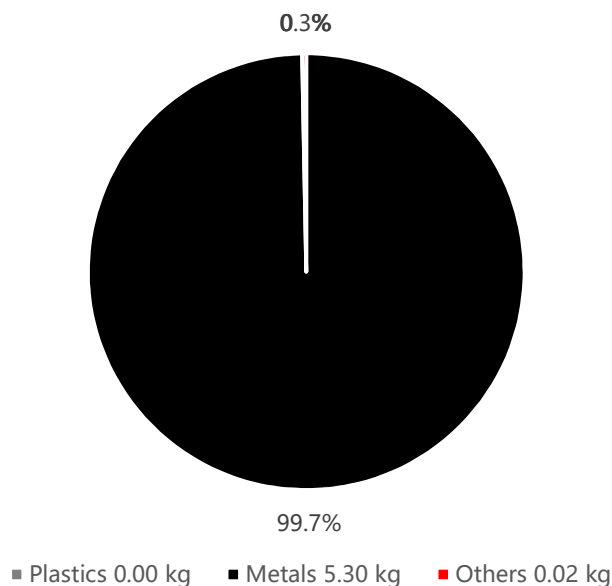


General information

Reference product	A1202 20
Description of the product	The Superstrut® metal framing offering includes a full range of strut channel profiles, fittings, hardware and accessories to complete any metal framing job. Strut lengths are available in a choice of finishes to protect against corrosion in any environment.
Functional unit	The functional unit is to accommodate and protect the wiring along 1 metre for a reference service life of the product of 20 years. The distribution trucking system with cross-section Y mm ² includes the profile that is representative of standard use. The reference product is A1202 20 Galvanized Superstrut® channel with a weight of 5.29 kg/m and a packaging of 0.027 kg/m. The cross section (Y) of the reference product is 1409.03 mm ² .
Other products covered	List of the other products covered in this PEP is presented in the paragraph which concerned the extrapolation rules
Manufacturing address	260 Dennis St, Athens, TN 37303



Constituent Materials



Total weight of 1 m of reference product and packaging

5.317 kg

Plastics as % of weight		Metals as % of weight		Others as % of weight	
Name and CAS number	Weight%	Name and CAS number	Weight%	Name and CAS number	Weight%
		Steel	97.9	Wood	0.2
		Zinc	1.8	Cardboard	0.1
				Paper	<0.1

The total mass of the reference product is 5.29 kg per meter, with an additional 0.027 kg/m associated with packaging materials



Additional Information

Manufacturing	The manufacturing stage includes the production of the product and its packaging, as well as transportation to the manufacturer's final logistics platform. Manufacturing processes are conducted at ABB's facility in Athens, Tennessee.
Distribution	Transportation from ABB's manufacturing facility in Athens to distribution warehouses in Byhalia, Phoenix, and NEDC is included. Distribution from warehouses to end users is based on product-specific transport data for the reference year. The reference product is distributed globally.
Installation	This phase includes the disposal of the product's packaging and the disposal of 3% of the product, as required by PSR-0003-ed2.1-EN-2023-12-08
Use	No material or energy consumption occurs during the use phase. The product does not require maintenance.
End of life	The default end-of-life scenario specified in PSR-0003-ed2.1-EN-2023-12-08 has been adopted, assuming 100% incineration without energy recovery.
Benefits and loads beyond the system boundaries	The benefits are modelled according to PCR-ed4-EN-2021 09 06 methodology of calculating net benefits and loads beyond the system boundaries stage



Environmental Impacts

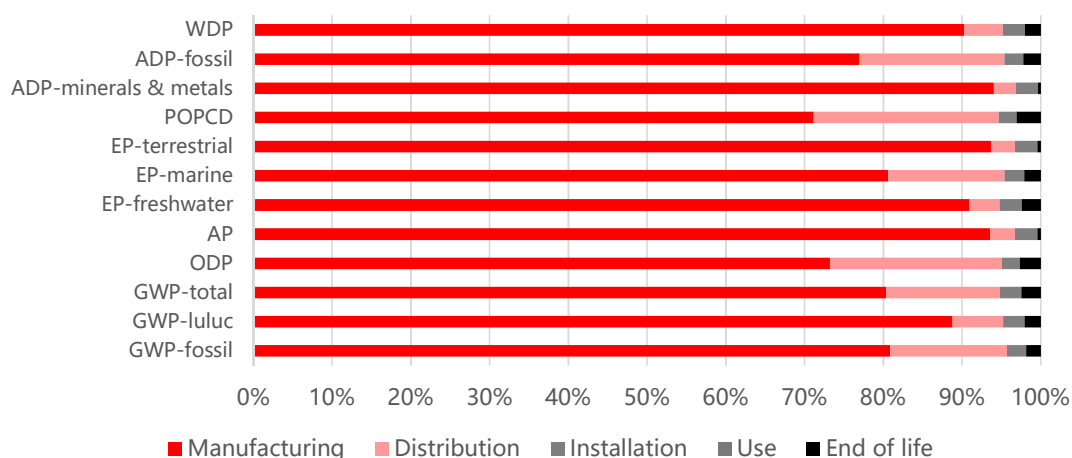
Reference lifetime	20 years
Product category	Category: Cable trucking system and conduit system Subcategory: Cable trucking systems, floor trucking systems, and conduit systems
Installation elements	No additional elements needed during installation
Use scenario	No material or energy consumption occurs during the use phase. The product does not require maintenance.
Geographical representativeness	Global
Technological representativeness	Technological representativeness for primary data refers to the specific production processes. The technological coverage for each secondary process is specified in the metadata section of the ecoinvent database.
Software and database used	SimaPro 9.6.0.1 and ecoinvent 3.10

Energy model used

Manufacturing	Manufacturing and storage: 100% hydroelectric as reported in RECs. The energy-related processes used for the inputs are those included in the datasets selected.
Installation	No energy consumption occurs during the installation phase
Use	No energy consumption occurs during the use stage
End of life	The energy-related processes used for the inputs are those included in the datasets selected.

Common base of mandatory indicators

% Environmental Impact per Life Cycle Stage of Reference Product



Environmental impact indicators

Indicator	Unit	Total	Manufacturing	Distribution	Installation	Use	End of life	Benefits
GWP	Total	kg CO2 eq. 1.22E+01	9.82E+00	1.77E+00	3.33E-01	0.00E+00	2.98E-01	0.00E+00
	Fossil	kg CO2 eq. 1.19E+01	9.66E+00	1.77E+00	2.97E-01	0.00E+00	2.17E-01	0.00E+00
	Biogenic	kg CO2 eq. 2.71E-01	1.55E-01	7.16E-05	3.59E-02	0.00E+00	8.02E-02	0.00E+00
	Luluc	kg CO2 eq. 1.12E-02	9.94E-03	7.17E-04	3.06E-04	0.00E+00	2.31E-04	0.00E+00
ODP	kg CFC-11 eq.	1.26E-07	9.24E-08	2.76E-08	2.89E-09	0.00E+00	3.35E-09	0.00E+00
AP	H+ eq.	2.33E-01	2.18E-01	7.42E-03	6.58E-03	0.00E+00	1.04E-03	0.00E+00
EP	Freshwater	kg P eq. 3.61E-03	3.28E-03	1.39E-04	1.01E-04	0.00E+00	8.75E-05	0.00E+00
	Marine	kg N eq. 1.82E-02	1.47E-02	2.69E-03	4.55E-04	0.00E+00	3.85E-04	0.00E+00
	Terrestrial	mol N eq. 9.59E-01	8.98E-01	2.94E-02	2.71E-02	0.00E+00	4.17E-03	0.00E+00
POPCD	kg NMVOC eq.	4.57E-02	3.25E-02	1.07E-02	1.03E-03	0.00E+00	1.42E-03	0.00E+00
ADP	Minerals & metals	kg SB eq. 1.76E-04	1.66E-04	4.84E-06	4.99E-06	0.00E+00	6.69E-07	0.00E+00
	Fossil	MJ 1.40E+02	1.08E+02	2.58E+01	3.33E+00	0.00E+00	3.12E+00	0.00E+00
WDP	m³ eq. depr.	2.69E+00	2.42E+00	1.32E-01	7.47E-02	0.00E+00	5.44E-02	0.00E+00

Resource use indicators

Indicator	Unit	Total	Manufacturing	Distribution	Installation	Use	End of life	Benefits
PERE	MJ	1.41E+01	1.33E+01	3.27E-01	4.02E-01	0.00E+00	5.17E-02	0.00E+00
PERM	MJ	3.73E+00	3.62E+00	0.00E+00	1.09E-01	0.00E+00	0.00E+00	0.00E+00
PERT	MJ	1.79E+01	1.70E+01	3.27E-01	5.11E-01	0.00E+00	5.17E-02	0.00E+00
PENRE	MJ	1.38E+02	1.06E+02	2.58E+01	3.29E+00	0.00E+00	3.12E+00	0.00E+00
PENRM	MJ	1.66E+00	1.61E+00	0.00E+00	4.84E-02	0.00E+00	0.00E+00	0.00E+00
PENRT	MJ	1.40E+02	1.08E+02	2.58E+01	3.33E+00	0.00E+00	3.12E+00	0.00E+00

Common base of mandatory indicators

Use of secondary materials, water, and energy resources

Indicator	Unit	Total	Manufacturing	Distribution	Installation	Use	End of life	Benefits
SM	kg	3.32E+00	3.22E+00	0.00E+00	9.66E-02	0.00E+00	0.00E+00	0.00E+00
RSF	MJ	0.00E+00	0.00E+00	0.00E+00	0.00E+00	0.00E+00	0.00E+00	0.00E+00
NRSF	MJ	0.00E+00	0.00E+00	0.00E+00	0.00E+00	0.00E+00	0.00E+00	0.00E+00
FW	m ³	7.83E-02	7.08E-02	3.91E-03	2.18E-03	0.00E+00	1.41E-03	0.00E+00

Waste category indicators

Indicator	Unit	Total	Manufacturing	Distribution	Installation	Use	End of life	Benefits
HWD	kg	1.98E-03	1.72E-03	1.74E-04	5.26E-05	0.00E+00	2.79E-05	0.00E+00
N-HWD	kg	3.86E+00	1.43E+00	2.19E+00	4.91E-02	0.00E+00	1.86E-01	0.00E+00
RWD	kg	8.29E-05	7.43E-05	5.57E-06	2.25E-06	0.00E+00	7.58E-07	0.00E+00

Output flow indicators

Indicator	Unit	Total	Manufacturing	Distribution	Installation	Use	End of life	Benefits
CfRu	kg	0.00E+00	0.00E+00	0.00E+00	0.00E+00	0.00E+00	0.00E+00	0.00E+00
MfR	kg	4.39E-01	4.26E-01	0.00E+00	1.28E-02	0.00E+00	0.00E+00	0.00E+00
MfER	kg	0.00E+00	0.00E+00	0.00E+00	0.00E+00	0.00E+00	0.00E+00	0.00E+00
EE	MJ	0.00E+00	0.00E+00	0.00E+00	0.00E+00	0.00E+00	0.00E+00	0.00E+00

Other indicators

Indicator	Unit	Total	
Biogenic Carbon	Product	kg of C	0.00E+00
	Packaging	kg of C	1.21E-01

Optional indicators

Indicator	Unit	Total	Manufacturing	Distribution	Installation	Use	End of life	Benefits
Tot PE	MJ	1.58E+02	1.25E+02	2.61E+01	3.84E+00	0.00E+00	3.18E+00	0.00E+00
Efp	Dise inc	2.84E-06	2.56E-06	1.81E-07	7.76E-08	0.00E+00	2.67E-08	0.00E+00
IrHH	kBq U-235 eq	3.36E-01	3.01E-01	2.28E-02	9.14E-03	0.00E+00	3.08E-03	0.00E+00
ETX FW	CTUe	3.21E+02	3.03E+02	6.20E+00	9.18E+00	0.00E+00	2.47E+00	0.00E+00
HTX CE	CTUh	7.25E-07	6.93E-07	8.83E-09	2.09E-08	0.00E+00	2.22E-09	0.00E+00
HTX N-CE	CTUh	1.85E-07	1.60E-07	1.66E-08	4.96E-09	0.00E+00	3.85E-09	0.00E+00
IrLS	Pt	1.10E+02	7.87E+01	2.59E+01	2.45E+00	0.00E+00	2.79E+00	0.00E+00

Approach for extrapolation rules applied to a homogeneous environmental family

The PEP can cover products belonging to a homogeneous environmental family, even though they differ from the reference product. Therefore, the group of products must satisfy the following characteristics:

- same function;
- same product standard;
- same manufacturing technology: the same type of materials and same manufacturing processes.

The product family satisfies these conditions, so extrapolation rules are applied following the PCR guidelines to assess the environmental impact of the products belonging to the family. The extrapolation rules are defined by the following steps:

- Analyse the products covered by the PEP belonging to the same homogenous family;
- Perform the LCA of a representative product of the homogeneous family;
- Identify and quantify the product parameters that vary between the various products of the homogeneous environmental family (i.e. dimensions, the weight of parts, materials, energy consumption, etc.).

Lastly, a sensitivity analysis was performed for each life cycle stage to identify which parameters of the ones selected are sensitive to environmental impacts to create extrapolation rules.

The parameters identified are listed below:

- packaging composition (steel weight);
- packaging weight;
- product composition (steel weight, zinc weight, coated surface);
- product weight.

The representative product considered for the calculation of the extrapolation rules is A1201 20. This product is most representative for the sales.

The results of the sensitivity analysis show that all the parameters considered are sensitive, except for packaging composition.

The products included in the product family and considered for the application of the extrapolation rules are presented in the following table.

Extrapolation rules

The extrapolation rules are calculated based on the LCIA results of all the 18 products (reference product + variants), and the sensitivity analysis carried out for the extrapolation rules.

The influential parameters for calculating the LCIA impacts of the variants are product weight and packaging weight related to one product for distribution stage and product weight for end of life stage. For the installation stage and manufacturing stage the influential parameters are steel weight, zinc weight, packaging weight, and coated surface.

For distribution and end of life stage a linear correlation between the LCIA impacts of the representative product and its variants is identified, in order to give the impact related to 1 m of the product the division for the length of the product is added.

A multiple linear correlation between the LCIA impacts of the representative product and its variants is identified using these parameters. The most suitable equation is determined by considering the SimaPro impact results and the weights of several variables. These equations estimate the impacts for each SKU analyzed, with an average error of <6% per impact category, except for the ETP-fw, MFR, and GWP-biogenic categories for which the error is <13%. To derive the best-fit equation, data were processed using Excel and the Python programming language. Each environmental indicator value is calculated using the following formulas.

- **Manufacturing stage (“GoldGalv” and “SilverGalv” clusters):**

$$y = (ax_1 + bx_2 + cx_3 + d)/x_4$$

where x_1 = steel weight;
 x_2 = zinc weight;
 x_3 = packaging weight;
 x_4 = length.

- **Manufacturing stage (“PreGalv” cluster only):**

$$y = (ax_1 + bx_2 + c)/x_3$$

where x_1 = product weight;
 x_2 = packaging weight;
 x_3 = length.

- **Distribution stage:**

$$y = (ax_1 + b)/x_2$$

where x_1 = product weight + weight of packaging;
 x_2 = length.

- **Installation stage (“GoldGalv” and “SilverGalv” clusters):**

$$y = (ax_1 + bx_2 + cx_3 + d)/x_4$$

where x_1 = steel weight;
 x_2 = zinc weight;
 x_3 = packaging weight;
 x_4 = length.

- **Installation stage (“PreGalv” cluster only):**

$$y = (ax_1 + bx_2 + c)/x_3$$

where x_1 = product weight;
 x_2 = packaging weight;
 x_3 = length.

- **End of life stage:**

$$y = (ax_1 + b)/x_2$$

where x_1 = product weight;
 x_2 = length.

The table above can be referenced for the components' weights and all their variants. The coefficients' calculation for the use stage is not performed because this stage is not present in the Life cycle of the product and so there aren't impacts related to this phase. The following tables report the linear coefficients (a, b, c, etc.) for each life cycle stage.

For end of life stage are identified 3 clusters:

- GoldGalv;
- SilverGalv;
- PreGalv.

Gold-Galv					
SKUs	Length (m)	SKU weight (kg)	Steel weight (kg)	Zinc weight (kg)	Packaging weight (kg)*
E1200 10	3.00E+00	1.12E+01	1.11E+01	7.21E-02	5.41E-02
B1400S 10	3.00E+00	3.86E+00	3.78E+00	7.21E-02	2.16E-02
A1200KO 10	3.00E+00	8.21E+00	8.14E+00	7.21E-02	2.16E-02
A1200P 10	3.00E+00	8.62E+00	8.55E+00	7.21E-02	2.16E-02
A1200S 10	3.00E+00	8.16E+00	8.09E+00	7.21E-02	2.16E-02
A1200S 20	6.00E+00	1.63E+01	1.62E+01	1.44E-01	5.09E-02
A1400S 10	3.00E+00	6.21E+00	6.14E+00	7.21E-02	2.16E-02
B1200S 10	3.00E+00	5.35E+00	5.28E+00	7.21E-02	2.16E-02
B1400P 10	3.00E+00	3.95E+00	3.87E+00	7.21E-02	2.16E-02
H1200HS 10	3.00E+00	1.38E+01	1.38E+01	7.21E-02	5.41E-02
H1200HS 20	6.00E+00	2.77E+01	2.75E+01	1.44E-01	6.37E-02
ZA1200HS 10-6	3.00E+00	5.03E+01	4.99E+01	4.33E-01	1.08E+00
ZA1200HS 2	6.00E-01	1.68E+00	1.66E+00	1.44E-02	8.37E-02
ZA1200HS 4	1.20E+00	1.52E+00	1.49E+00	2.88E-02	2.16E-02
ZA1200HS 6	1.80E+00	2.28E+00	2.24E+00	4.33E-02	2.16E-02
ZB1400HS 2	6.00E-01	7.89E-01	7.75E-01	1.44E-02	4.18E-02
H1202 20	6.00E+00	5.12E+01	5.10E+01	1.44E-01	1.27E-01
H1202HS 20	6.00E+00	5.03E+01	5.02E+01	1.44E-01	1.27E-01
A1200 10	3.00E+00	8.62E+00	8.55E+00	7.21E-02	2.16E-02
A1200 20	6.00E+00	3.80E+01	3.79E+01	1.44E-01	5.09E-02
A1200HS 10	3.00E+00	8.39E+00	8.32E+00	7.21E-02	2.16E-02
A1200HS 20	6.00E+00	1.68E+01	1.66E+01	1.44E-01	5.09E-02
A1200HS 6	1.80E+00	5.03E+00	4.99E+00	4.33E-02	2.16E-02
A1202 10	3.00E+00	1.65E+01	1.64E+01	7.21E-02	4.33E-02
A1202HS 10	3.00E+00	1.60E+01	1.59E+01	7.21E-02	4.33E-02
A1400HS 10	3.00E+00	6.17E+00	6.10E+00	7.21E-02	2.16E-02
B1200 10	3.00E+00	5.81E+00	5.73E+00	7.21E-02	2.16E-02
B1200 20	6.00E+00	1.16E+01	1.15E+01	1.44E-01	5.09E-02
B1200HS 10	3.00E+00	5.58E+00	5.51E+00	7.21E-02	2.16E-02
B1200HS 20	6.00E+00	1.12E+01	1.10E+01	1.44E-01	5.09E-02
B1202 10	3.00E+00	1.81E+01	1.81E+01	7.21E-02	4.33E-02
B1202 20	6.00E+00	3.63E+01	3.61E+01	1.44E-01	1.06E-01
B1400 10	3.00E+00	4.31E+00	4.24E+00	7.21E-02	2.16E-02
B1400HS 1	3.00E-01	3.95E-01	3.87E-01	7.21E-03	4.18E-02
B1400HS 10	3.00E+00	3.95E+00	3.87E+00	7.21E-02	2.16E-02
B1400HS 20	6.00E+00	7.89E+00	7.75E+00	1.44E-01	5.09E-02
E1200 20	6.00E+00	2.77E+01	2.75E+01	1.44E-01	6.37E-02
E1200HS 10	3.00E+00	1.12E+01	1.11E+01	7.21E-02	5.41E-02
E1200HS 20	6.00E+00	2.24E+01	2.23E+01	1.44E-01	6.37E-02
H1200 10	3.00E+00	1.38E+01	1.38E+01	7.21E-02	5.41E-02
H1200 20	6.00E+00	2.77E+01	2.75E+01	1.44E-01	6.37E-02
A1202 20	6.00E+00	3.22E+01	3.16E+01	5.77E-01	1.42E-01
A1202HS 20	6.00E+00	3.22E+01	3.16E+01	5.77E-01	1.42E-01
ZA1200HS 10	3.00E+00	7.89E+00	7.82E+00	7.21E-02	5.49E-02
B1202HS 10	3.00E+00	1.07E+01	1.06E+01	9.45E-02	4.40E-02
B1202HS 20	6.00E+00	2.13E+01	2.11E+01	1.89E-01	1.42E-01
ZB1400HS 10	3.00E+00	4.06E+00	4.01E+00	4.73E-02	5.49E-02

Silver-Galv					
SKUs	Length (m)	SKU weight (kg)	Steel weight (kg)	Zinc weight (kg)	Packaging weight (kg)*
A1400HS 20EG	6.00E+00	1.27E+01	1.26E+01	1.44E-01	5.09E-02
B1200 10EG	3.00E+00	5.81E+00	5.73E+00	7.21E-02	2.16E-02
B1202HS 20EG	6.00E+00	2.36E+01	2.34E+01	1.44E-01	1.06E-01
E1200 10EG	3.00E+00	1.12E+01	1.11E+01	7.21E-02	5.41E-02
H1200HS 10EG	3.00E+00	1.34E+01	1.33E+01	7.21E-02	5.41E-02
ZA12HS2EG	6.00E-01	1.68E+00	1.66E+00	1.44E-02	8.37E-02
ZB14HS2EG	6.00E-01	7.89E-01	7.75E-01	1.44E-02	4.18E-02
B1200HS 10EG	3.00E+00	5.58E+00	5.51E+00	7.21E-02	2.16E-02
B1200HS 20EG	6.00E+00	1.12E+01	1.10E+01	1.44E-01	5.09E-02
B1400 10EG	3.00E+00	4.04E+00	3.96E+00	7.21E-02	2.16E-02
B1400HS 10EG	3.00E+00	3.95E+00	3.87E+00	7.21E-02	2.16E-02
B1400HS 20EG	6.00E+00	7.89E+00	7.75E+00	1.44E-01	5.09E-02
A1202 10EG	3.00E+00	1.58E+01	1.58E+01	7.21E-02	4.33E-02
A1202 20EG	6.00E+00	3.17E+01	3.15E+01	1.44E-01	1.06E-01
A1202HS 10EG	3.00E+00	1.78E+01	1.77E+01	7.21E-02	4.33E-02
A1202HS 20EG	6.00E+00	3.56E+01	3.54E+01	1.44E-01	1.06E-01
A1202HSW 20EG	6.00E+00	3.29E+01	3.28E+01	1.44E-01	1.06E-01
A1200S 10EG	3.00E+00	8.16E+00	8.09E+00	7.21E-02	2.16E-02
B1400S 10EG	3.00E+00	3.95E+00	3.87E+00	7.21E-02	2.16E-02
H1200 10EG	3.00E+00	1.33E+01	1.32E+01	7.21E-02	5.41E-02
A1200 10EG	3.00E+00	8.62E+00	8.55E+00	7.21E-02	2.16E-02
A1200 20EG	6.00E+00	1.72E+01	1.71E+01	1.44E-01	5.09E-02
A12003HS 10EG	3.00E+00	8.16E+00	8.09E+00	7.21E-02	2.16E-02
A1200HS 20EG	6.00E+00	1.72E+01	1.71E+01	1.44E-01	5.09E-02
AB 844EG	0.00E+00	1.81E+00	1.74E+00	7.21E-02	2.16E-02
A1200HS 10EG	3.00E+00	7.87E+00	7.82E+00	4.73E-02	2.16E-02
ZA12HS10EG	3.00E+00	7.87E+00	7.82E+00	4.73E-02	5.49E-02
A1400HS 10EG	3.00E+00	6.06E+00	6.05E+00	1.36E-02	2.20E-02
ZB14HS10EG	3.00E+00	4.06E+00	4.01E+00	4.73E-02	5.49E-02
B1202HS 10 EG	3.00E+00	1.11E+01	1.10E+01	9.45E-02	4.40E-02

*weight related to one product

Pre-Galv			
SKUs	Length (m)	SKU weight (kg)	Packaging weight (kg)*
A1200 10PG	3.00E+00	8.62E+00	2.16E-02
A1200 20PG	6.00E+00	1.72E+01	5.09E-02
A1200S 10PG	3.00E+00	8.62E+00	2.16E-02
A1200S 20PG	6.00E+00	1.72E+01	6.37E-02
A1202 10PG	3.00E+00	1.63E+01	4.33E-02
A1202HS 10PG	3.00E+00	1.63E+01	4.33E-02
A1202HS 20PG	6.00E+00	3.27E+01	1.06E-01
A1400 10PG	3.00E+00	6.35E+00	2.16E-02
A1400HS 20PG	6.00E+00	1.23E+01	5.09E-02
B1200 10PG	3.00E+00	5.90E+00	2.16E-02
B1200 20PG	6.00E+00	1.18E+01	5.09E-02
B1200HS 20PG	6.00E+00	1.12E+01	5.09E-02
B1200S 10PG	3.00E+00	5.35E+00	2.16E-02
B1202 20PG	6.00E+00	2.38E+01	1.06E-01
B1202HS 10PG	3.00E+00	1.20E+01	4.33E-02
B1202HS 20PG	6.00E+00	1.72E+01	1.06E-01
B1400 10PG	3.00E+00	3.81E+00	2.16E-02
B1400 20PG	6.00E+00	7.62E+00	5.09E-02
B1400HS 20PG	6.00E+00	7.89E+00	5.09E-02
B1400S 10PG	3.00E+00	3.86E+00	2.16E-02
B1402HS 10PG	3.00E+00	7.89E+00	4.33E-02
E1200 10PG	3.00E+00	1.12E+01	5.41E-02
E1200 20PG	6.00E+00	2.24E+01	6.37E-02
E1200HS 10PG	3.00E+00	1.10E+01	5.41E-02
E1200HS 20PG	6.00E+00	2.20E+01	6.37E-02
H1200 10PG	3.00E+00	1.33E+01	5.41E-02
H1200HS 20PG	6.00E+00	2.72E+01	6.37E-02
H1202C-10PG	3.00E+00	2.66E+01	5.41E-02
A1200HS 10PG	3.05E+00	7.96E+00	1.63E-02
A1202 20PG	6.10E+00	3.22E+01	1.42E-01
A1200HS 20PG	6.10E+00	1.59E+01	5.09E-02
A1400HS 10PG	3.05E+00	6.05E+00	1.63E-02
B1400HS 10PG	3.05E+00	4.10E+00	1.63E-02
B1200HS 10PG	3.05E+00	5.50E+00	1.63E-02
H1200HS 10PG	3.05E+00	3.75E+01	4.07E-02

**weight related to one product*

MANUFACTURING STAGE – GoldGalv				
Impact category indicator	a	b	c	d
GWP-total	2.11E+00	-9.98E+00	-2.12E-01	-3.88E-01
GWP-fossil	2.08E+00	-1.00E+01	3.11E-02	-3.91E-01
GWP-biogenic	3.01E-02	5.48E-02	-2.43E-01	3.66E-03
GWP-luluc	1.87E-03	4.16E-03	1.39E-04	-4.50E-04
ODP	1.76E-08	-1.89E-08	1.31E-07	4.97E-09
AP	3.82E-02	9.16E-03	7.88E-01	1.74E-02
EP-freshwater	6.78E-04	-1.52E-03	-6.34E-04	-2.34E-04
EP-marine	2.86E-03	-5.21E-03	2.32E-02	7.56E-06
EP-terrestrial	1.55E-01	9.82E-02	3.52E+00	8.30E-02
POCP	6.78E-03	-2.23E-02	3.89E-03	-1.51E-03
ADPE	4.23E-06	1.52E-03	1.84E-06	-2.19E-06
ADPF	2.27E+01	-9.24E+01	1.94E+01	-2.61E+00
WDP	4.82E-01	-5.17E-01	8.23E-01	-1.31E-01
PM	4.73E-07	-7.17E-07	7.51E-06	1.32E-07
IRP	5.57E-02	1.90E-01	4.28E-02	-2.28E-02
ETP-fw	5.69E+01	1.36E+02	-1.16E+01	-1.29E+01
HTP-c	1.50E-07	-7.05E-07	-2.04E-07	-3.64E-08
HTP-nc	3.40E-08	-9.01E-08	-1.11E-07	-2.15E-08
SQP	1.57E+01	-2.19E+01	3.95E+01	-4.03E+00
PERE	2.73E+00	-3.18E+00	-9.16E+00	-9.07E-01
PERM	5.97E-01	2.11E+00	1.41E+01	1.62E-01
PERT	3.33E+00	-1.07E+00	4.92E+00	-7.45E-01
PENRE	2.24E+01	-9.36E+01	1.64E+01	-2.77E+00
PENRM	2.73E-01	1.18E+00	3.03E+00	1.60E-01
PENRT	2.27E+01	-9.24E+01	1.94E+01	-2.61E+00
SM	7.02E-01	-3.36E+00	-1.59E+00	-1.98E-01
RSF	0.00E+00	0.00E+00	0.00E+00	0.00E+00
NRSF	0.00E+00	0.00E+00	0.00E+00	0.00E+00
FW	1.42E-02	-1.74E-02	1.38E-02	-4.49E-03
HWD	1.81E-04	8.37E-03	2.50E-04	-1.69E-05
NHWD	4.02E-01	-5.70E+00	-1.69E+00	-2.90E-01
RWD	1.36E-05	5.46E-05	1.13E-05	-5.54E-06
CRU	0.00E+00	0.00E+00	0.00E+00	0.00E+00
MFR	1.74E-01	-4.26E+00	-1.34E+00	-1.97E-01
MER	0.00E+00	0.00E+00	0.00E+00	0.00E+00
EE	0.00E+00	0.00E+00	0.00E+00	0.00E+00
PE	2.60E+01	-9.35E+01	2.43E+01	-3.35E+00
Biogenic C content-product	0.00E+00	0.00E+00	0.00E+00	0.00E+00
Biogenic C content-packaging	1.95E-02	6.69E-02	4.53E-01	4.98E-03

MANUFACTURING STAGE – SilverGalv				
Impact category indicator	a	b	c	d
GWP-total	1.72E+00	9.72E+00	3.48E+00	3.57E-01
GWP-fossil	1.69E+00	9.39E+00	3.10E+00	3.84E-01
GWP-biogenic	2.77E-02	3.16E-01	3.67E-01	-2.78E-02
GWP-luluc	1.64E-03	1.71E-02	2.96E-03	-9.20E-06
ODP	1.52E-08	5.95E-08	1.45E-07	1.07E-08
AP	3.39E-02	-2.52E-01	4.02E-01	8.27E-02
EP-freshwater	5.37E-04	5.63E-03	5.95E-04	8.11E-05
EP-marine	2.39E-03	4.26E-03	1.47E-02	2.69E-03
EP-terrestrial	1.39E-01	-1.24E+00	1.77E+00	3.66E-01
POCP	5.50E-03	3.97E-02	1.32E-02	1.33E-03
ADPE	3.20E-06	1.57E-03	2.09E-05	3.18E-07
ADPF	1.84E+01	1.10E+02	4.68E+01	5.64E+00
WDP	3.74E-01	4.11E+00	1.23E+00	1.86E-01
PM	4.11E-07	-2.20E-06	3.94E-06	8.11E-07
IRP	4.21E-02	8.88E-01	1.65E-01	9.18E-03
ETP-fw	4.79E+01	5.51E+02	2.73E+01	1.13E+01
HTP-c	1.29E-07	3.61E-07	-5.12E-08	1.16E-08
HTP-nc	2.09E-08	5.50E-07	-8.64E-09	8.31E-09
SQP	1.41E+01	8.15E+01	5.49E+01	-1.51E+00
PERE	2.42E+00	1.59E+01	-8.66E+00	-2.11E-01
PERM	6.06E-01	2.43E+00	1.66E+01	4.42E-03
PERT	3.02E+00	1.83E+01	7.91E+00	-2.07E-01
PENRE	1.82E+01	1.10E+02	4.09E+01	5.66E+00
PENRM	2.86E-01	4.09E-01	5.98E+00	-1.96E-02
PENRT	1.84E+01	1.10E+02	4.68E+01	5.64E+00
SM	6.08E-01	2.32E+00	2.93E-01	-8.43E-02
RSF	0.00E+00	0.00E+00	0.00E+00	0.00E+00
NRSF	0.00E+00	0.00E+00	0.00E+00	0.00E+00
FW	1.08E-02	1.33E-01	3.03E-02	4.82E-03
HWD	1.55E-04	9.48E-03	3.42E-04	5.11E-05
NHWD	2.25E-01	3.07E+00	-2.16E-01	9.53E-02
RWD	1.03E-05	2.24E-04	4.07E-05	2.35E-06
CRU	0.00E+00	0.00E+00	0.00E+00	0.00E+00
MFR	4.77E-02	1.76E+00	-4.95E-01	9.75E-02
MER	0.00E+00	0.00E+00	0.00E+00	0.00E+00
EE	0.00E+00	0.00E+00	0.00E+00	0.00E+00
PE	2.15E+01	1.29E+02	5.48E+01	5.44E+00
Biogenic C content-product	0.00E+00	0.00E+00	0.00E+00	0.00E+00
Biogenic C content-packaging	1.98E-02	7.95E-02	5.30E-01	9.83E-05

MANUFACTURING STAGE – PreGalv			
Impact category indicator	a	b	c
GWP-total	1.52E+00	9.30E+01	1.73E+00
GWP-fossil	1.49E+00	9.16E+01	1.70E+00
GWP-biogenic	2.73E-02	1.22E+00	2.72E-02
GWP-luluc	1.54E-03	1.56E-01	2.96E-03
ODP	1.11E-08	1.57E-06	3.26E-08
AP	7.18E-03	7.08E+00	1.47E-01
EP-freshwater	4.92E-04	5.15E-02	9.56E-04
EP-marine	1.45E-03	3.21E-01	6.36E-03
EP-terrestrial	2.13E-02	3.05E+01	6.35E-01
POCP	4.86E-03	4.12E-01	7.68E-03
ADPE	6.42E-06	1.69E-02	3.52E-04
ADPF	1.58E+01	1.27E+03	2.46E+01
WDP	3.19E-01	5.06E+01	9.74E-01
PM	1.46E-07	6.95E-05	1.42E-06
IRP	3.43E-02	9.53E+00	1.80E-01
ETP-fw	4.53E+01	5.89E+03	1.20E+02
HTP-c	1.26E-07	1.58E-06	2.68E-08
HTP-nc	1.91E-08	4.76E-06	8.84E-08
SQP	1.36E+01	4.40E+02	5.49E+00
PERE	2.23E+00	1.14E+02	2.00E+00
PERM	6.38E-01	1.05E+01	-4.57E-03
PERT	2.86E+00	1.25E+02	2.00E+00
PENRE	1.55E+01	1.27E+03	2.46E+01
PENRM	3.03E-01	2.87E-01	3.16E-05
PENRT	1.58E+01	1.27E+03	2.46E+01
SM	5.89E-01	6.48E+00	3.77E-02
RSF	0.00E+00	0.00E+00	0.00E+00
NRSF	0.00E+00	0.00E+00	0.00E+00
FW	9.34E-03	1.52E+00	2.90E-02
HWD	1.58E-04	1.06E-01	2.20E-03
NHWD	2.02E-01	1.63E+01	1.90E-01
RWD	8.38E-06	2.42E-03	4.59E-05
CRU	0.00E+00	0.00E+00	0.00E+00
MFR	3.61E-02	9.35E+00	9.76E-02
MER	0.00E+00	0.00E+00	0.00E+00
EE	0.00E+00	0.00E+00	0.00E+00
PE	1.86E+01	1.39E+03	2.66E+01
Biogenic C content-product	0.00E+00	0.00E+00	0.00E+00
Biogenic C content-packaging	2.08E-02	3.40E-01	-2.12E-04

DISTRIBUTION STAGE – All clusters		
Impact category indicator	a	b
GWP-total	3.33E-01	1.83E-07
GWP-fossil	3.32E-01	1.83E-07
GWP-biogenic	1.35E-05	7.41E-12
GWP-luluc	1.35E-04	7.42E-11
ODP	5.19E-09	2.85E-15
AP	1.40E-03	7.68E-10
EP-freshwater	2.61E-05	1.44E-11
EP-marine	5.07E-04	2.79E-10
EP-terrestrial	5.53E-03	3.04E-09
POCP	2.02E-03	1.11E-09
ADPE	9.11E-07	5.01E-13
ADPF	4.85E+00	2.67E-06
WDP	2.49E-02	1.37E-08
PM	3.40E-08	1.87E-14
IRP	4.28E-03	2.36E-09
ETP-fw	1.17E+00	6.42E-07
HTP-c	1.66E-09	9.14E-16
HTP-nc	3.12E-09	1.72E-15
SQP	4.88E+00	2.69E-06
PERE	6.15E-02	3.38E-08
PERM	0.00E+00	0.00E+00
PERT	6.15E-02	3.38E-08
PENRE	4.85E+00	2.67E-06
PENRM	0.00E+00	0.00E+00
PENRT	4.85E+00	2.67E-06
SM	0.00E+00	0.00E+00
RSF	0.00E+00	0.00E+00
NRSF	0.00E+00	0.00E+00
FW	7.35E-04	4.04E-10
HWD	3.27E-05	1.80E-11
NHWD	4.13E-01	2.27E-07
RWD	1.05E-06	5.76E-13
CRU	0.00E+00	0.00E+00
MFR	0.00E+00	0.00E+00
MER	0.00E+00	0.00E+00
EE	0.00E+00	0.00E+00
PE	4.92E+00	2.70E-06
Biogenic C content-product	0.00E+00	0.00E+00
Biogenic C content-packaging	0.00E+00	0.00E+00

INSTALLATION STAGE – GoldGalv				
Impact category indicator	a	b	c	d
GWP-total	5.83E-02	-6.89E-02	1.71E+00	9.63E-03
GWP-fossil	6.09E-02	-2.19E-01	2.34E-01	3.19E-05
GWP-biogenic	-2.66E-03	1.50E-01	1.47E+00	9.62E-03
GWP-luluc	5.75E-05	1.26E-04	2.09E-05	-1.42E-05
ODP	5.47E-10	-5.10E-10	4.52E-09	1.43E-10
AP	1.15E-03	3.22E-04	2.40E-02	5.21E-04
EP-freshwater	2.08E-05	-4.36E-05	-9.37E-06	-7.15E-06
EP-marine	8.74E-05	-1.34E-04	8.45E-04	1.28E-06
EP-terrestrial	4.66E-03	3.17E-03	1.07E-01	2.50E-03
POCP	2.10E-04	-6.11E-04	5.13E-04	-4.41E-05
ADPE	1.31E-07	4.57E-05	1.65E-07	-6.65E-08
ADPF	6.97E-01	-2.71E+00	1.09E+00	-8.25E-02
WDP	1.48E-02	-1.51E-02	3.61E-02	-4.30E-03
PM	4.12E-07	1.66E-06	4.57E-07	-1.68E-07
IRP	0.00E+00	0.00E+00	0.00E+00	0.00E+00
ETP-fw	5.22E-03	-1.28E-01	-4.02E-02	-5.92E-03
HTP-c	0.00E+00	0.00E+00	0.00E+00	0.00E+00
HTP-nc	0.00E+00	0.00E+00	0.00E+00	0.00E+00
SQP	0.00E+00	0.00E+00	0.00E+00	0.00E+00
PERE	1.69E-03	5.78E-03	1.77E-03	-6.92E-04
PERM	1.73E+00	4.03E+00	1.69E-01	-4.09E-01
PERT	4.51E-09	-2.11E-08	-5.67E-09	-1.09E-09
PENRE	1.02E-09	-1.69E-09	-5.90E-10	-6.04E-10
PENRM	4.87E-01	-6.22E-01	1.45E+00	-1.28E-01
PENRT	8.21E-02	-9.35E-02	-2.66E-01	-2.73E-02
SM	1.79E-02	6.32E-02	4.22E-01	4.85E-03
RSF	1.00E-01	-3.03E-02	1.56E-01	-2.25E-02
NRSF	6.89E-01	-2.74E+00	9.99E-01	-8.74E-02
FW	8.20E-03	3.55E-02	9.08E-02	4.80E-03
HWD	6.97E-01	-2.71E+00	1.09E+00	-8.25E-02
NHWD	2.11E-02	-1.01E-01	-4.76E-02	-5.93E-03
RWD	0.00E+00	0.00E+00	0.00E+00	0.00E+00
CRU	0.00E+00	0.00E+00	0.00E+00	0.00E+00
MFR	4.35E-04	-5.14E-04	7.73E-04	-1.47E-04
MER	5.55E-06	2.53E-04	1.11E-05	-5.48E-07
EE	1.29E-02	-1.56E-01	-2.47E-02	-8.87E-03
PE	1.44E-08	-2.11E-08	2.30E-07	3.91E-09
Biogenic C content-product	0.00E+00	0.00E+00	0.00E+00	0.00E+00
Biogenic C content-packaging	7.97E-01	-2.74E+00	1.25E+00	-1.05E-01

INSTALLATION STAGE – SilverGalv				
Impact category indicator	a	b	c	d
GWP-total	4.88E-02	4.19E-01	1.92E+00	2.24E-02
GWP-fossil	5.04E-02	2.71E-01	4.81E-01	1.32E-02
GWP-biogenic	-1.64E-03	1.47E-01	1.44E+00	9.15E-03
GWP-luluc	5.06E-05	5.23E-04	9.71E-05	-4.03E-07
ODP	4.73E-10	1.94E-09	4.83E-09	3.23E-10
AP	1.02E-03	-7.50E-03	1.23E-02	2.48E-03
EP-freshwater	1.66E-05	1.73E-04	2.55E-05	2.41E-06
EP-marine	7.34E-05	1.50E-04	5.93E-04	8.15E-05
EP-terrestrial	4.19E-03	-3.69E-02	5.44E-02	1.10E-02
POCP	1.72E-04	1.26E-03	7.85E-04	4.13E-05
ADPE	9.95E-08	4.71E-05	7.19E-07	9.65E-09
ADPF	5.70E-01	3.45E+00	1.84E+00	1.70E-01
WDP	1.15E-02	1.28E-01	4.21E-02	5.60E-03
PM	1.25E-08	-6.49E-08	1.22E-07	2.43E-08
IRP	1.28E-03	2.68E-02	5.30E-03	2.75E-04
ETP-fw	1.45E+00	1.67E+01	1.00E+00	3.39E-01
HTP-c	3.87E-09	1.09E-08	-1.13E-09	3.48E-10
HTP-nc	6.32E-10	1.73E-08	2.77E-09	2.67E-10
SQP	4.40E-01	2.56E+00	1.82E+00	-4.62E-02
PERE	7.28E-02	4.79E-01	-2.53E-01	-6.32E-03
PERM	1.82E-02	7.30E-02	4.97E-01	1.33E-04
PERT	9.09E-02	5.52E-01	2.44E-01	-6.19E-03
PENRE	5.61E-01	3.44E+00	1.66E+00	1.70E-01
PENRM	8.59E-03	1.23E-02	1.79E-01	-5.88E-04
PENRT	5.70E-01	3.45E+00	1.84E+00	1.70E-01
SM	1.82E-02	6.95E-02	8.78E-03	-2.53E-03
RSF	0.00E+00	0.00E+00	0.00E+00	0.00E+00
NRSF	0.00E+00	0.00E+00	0.00E+00	0.00E+00
FW	3.33E-04	4.13E-03	1.06E-03	1.45E-04
HWD	4.76E-06	2.87E-04	1.32E-05	1.53E-06
NHWD	7.55E-03	1.11E-01	1.59E-02	2.88E-03
RWD	3.12E-07	6.77E-06	1.31E-06	7.04E-08
CRU	0.00E+00	0.00E+00	0.00E+00	0.00E+00
MFR	1.43E-03	5.29E-02	-1.49E-02	2.92E-03
MER	0.00E+00	0.00E+00	0.00E+00	0.00E+00
EE	0.00E+00	0.00E+00	0.00E+00	0.00E+00
PE	6.61E-01	4.00E+00	2.08E+00	1.63E-01
Biogenic C content-product	0.00E+00	0.00E+00	0.00E+00	0.00E+00
Biogenic C content-packaging	5.93E-04	2.39E-03	1.59E-02	2.95E-06

INSTALLATION STAGE – PreGalv			
Impact category indicator	a	b	c
GWP-total	4.70E-02	4.15E+00	4.67E-02
GWP-fossil	4.59E-02	2.79E+00	5.09E-02
GWP-biogenic	1.05E-03	1.35E+00	-4.28E-03
GWP-luluc	4.73E-05	4.69E-03	8.87E-05
ODP	3.52E-10	4.76E-08	9.78E-10
AP	2.21E-04	2.13E-01	4.40E-03
EP-freshwater	1.52E-05	1.55E-03	2.87E-05
EP-marine	4.56E-05	9.74E-03	1.91E-04
EP-terrestrial	6.61E-04	9.17E-01	1.90E-02
POCP	1.53E-04	1.27E-02	2.30E-04
ADPE	1.96E-07	5.07E-04	1.06E-05
ADPF	4.90E-01	3.86E+01	7.39E-01
WDP	9.85E-03	1.54E+00	2.91E-02
PM	4.54E-09	2.09E-06	4.27E-08
IRP	1.05E-03	2.87E-01	5.40E-03
ETP-fw	1.37E+00	1.78E+02	3.58E+00
HTP-c	3.80E-09	4.79E-08	8.04E-10
HTP-nc	5.84E-10	1.45E-07	2.64E-09
SQP	4.23E-01	1.35E+01	1.65E-01
PERE	6.71E-02	3.43E+00	6.01E-02
PERM	1.91E-02	3.14E-01	-1.37E-04
PERT	8.62E-02	3.74E+00	6.00E-02
PENRE	4.81E-01	3.85E+01	7.39E-01
PENRM	9.10E-03	8.61E-03	9.48E-07
PENRT	4.90E-01	3.86E+01	7.39E-01
SM	1.77E-02	1.94E-01	1.13E-03
RSF	0.00E+00	0.00E+00	0.00E+00
NRSF	0.00E+00	0.00E+00	0.00E+00
FW	2.87E-04	4.62E-02	8.66E-04
HWD	4.86E-06	3.17E-03	6.60E-05
NHWD	6.87E-03	5.15E-01	5.70E-03
RWD	2.55E-07	7.27E-05	1.38E-06
CRU	0.00E+00	0.00E+00	0.00E+00
MFR	1.08E-03	2.81E-01	2.93E-03
MER	0.00E+00	0.00E+00	0.00E+00
EE	0.00E+00	0.00E+00	0.00E+00
PE	5.76E-01	4.23E+01	7.99E-01
Biogenic C content-product	0.00E+00	0.00E+00	0.00E+00
Biogenic C content-packaging	6.23E-04	1.02E-02	-6.37E-06

END OF LIFE STAGE – GoldGalv		
Impact category indicator	a	b
GWP-total	5.66E-02	-1.52E-02
GWP-fossil	4.14E-02	-1.60E-02
GWP-biogenic	1.52E-02	7.58E-04
GWP-luluc	4.37E-05	-8.62E-06
ODP	6.36E-10	-9.91E-11
AP	1.98E-04	-5.55E-05
EP-freshwater	1.66E-05	-4.76E-06
EP-marine	7.31E-05	-1.65E-05
EP-terrestrial	7.91E-04	-1.83E-04
POCP	2.68E-04	-5.43E-05
ADPE	1.27E-07	-5.84E-08
ADPF	5.92E-01	-1.11E-01
WDP	1.03E-02	-3.90E-03
PM	5.06E-09	-6.16E-10
IRP	5.86E-04	-2.24E-04
ETP-fw	4.69E-01	-5.25E-02
HTP-c	4.20E-10	-2.94E-11
HTP-nc	7.58E-10	-1.87E-09
SQP	5.30E-01	-1.12E-01
PERE	9.84E-03	-4.61E-03
PERM	0.00E+00	0.00E+00
PERT	9.84E-03	-4.61E-03
PENRE	5.93E-01	-1.11E-01
PENRM	0.00E+00	0.00E+00
PENRT	5.93E-01	-1.11E-01
SM	0.00E+00	0.00E+00
RSF	0.00E+00	0.00E+00
NRSF	0.00E+00	0.00E+00
FW	2.68E-04	-1.17E-04
HWD	5.38E-06	-6.33E-06
NHWD	3.59E-02	-4.17E-02
RWD	1.44E-07	-5.63E-08
CRU	0.00E+00	0.00E+00
MFR	0.00E+00	0.00E+00
MER	0.00E+00	0.00E+00
EE	0.00E+00	0.00E+00
PE	6.02E-01	-1.16E-01
Biogenic C content-product	0.00E+00	0.00E+00
Biogenic C content-packaging	0.00E+00	0.00E+00

END OF LIFE STAGE – SilverGalv		
Impact category indicator	a	b
GWP-total	5.47E-02	-1.67E-03
GWP-fossil	3.94E-02	-1.75E-03
GWP-biogenic	1.53E-02	8.28E-05
GWP-luluc	4.27E-05	-9.42E-07
ODP	6.23E-10	-1.08E-11
AP	1.91E-04	-6.06E-06
EP-freshwater	1.60E-05	-5.20E-07
EP-marine	7.11E-05	-1.81E-06
EP-terrestrial	7.68E-04	-2.00E-05
POCP	2.62E-04	-5.93E-06
ADPE	1.20E-07	-6.37E-09
ADPF	5.79E-01	-1.21E-02
WDP	9.86E-03	-4.26E-04
PM	4.98E-09	-6.73E-11
IRP	5.58E-04	-2.45E-05
ETP-fw	4.62E-01	-5.74E-03
HTP-c	4.16E-10	-3.22E-12
HTP-nc	5.25E-10	-2.05E-10
SQP	5.16E-01	-1.22E-02
PERE	9.27E-03	-5.04E-04
PERM	0.00E+00	0.00E+00
PERT	9.27E-03	-5.04E-04
PENRE	5.79E-01	-1.21E-02
PENRM	0.00E+00	0.00E+00
PENRT	5.79E-01	-1.21E-02
SM	0.00E+00	0.00E+00
RSF	0.00E+00	0.00E+00
NRSF	0.00E+00	0.00E+00
FW	2.53E-04	-1.28E-05
HWD	4.59E-06	-6.92E-07
NHWD	3.07E-02	-4.55E-03
RWD	1.37E-07	-6.15E-09
CRU	0.00E+00	0.00E+00
MFR	0.00E+00	0.00E+00
MER	0.00E+00	0.00E+00
EE	0.00E+00	0.00E+00
PE	5.88E-01	-1.26E-02
Biogenic C content-product	0.00E+00	0.00E+00
Biogenic C content-packaging	0.00E+00	0.00E+00

END OF LIFE STAGE – PreGalv		
Impact category indicator	a	b
GWP-total	5.33E-02	-1.33E-15
GWP-fossil	3.79E-02	-2.22E-16
GWP-biogenic	1.53E-02	2.78E-17
GWP-luluc	4.19E-05	1.08E-19
ODP	6.14E-10	1.65E-24
AP	1.86E-04	-1.73E-18
EP-freshwater	1.56E-05	-2.17E-19
EP-marine	6.96E-05	-2.17E-19
EP-terrestrial	7.52E-04	8.67E-18
POCP	2.57E-04	-1.73E-18
ADPE	1.15E-07	-2.12E-22
ADPF	5.69E-01	-1.78E-15
WDP	9.51E-03	-1.11E-16
PM	4.93E-09	1.32E-23
IRP	5.38E-04	-1.73E-18
ETP-fw	4.57E-01	-9.77E-15
HTP-c	4.14E-10	-8.27E-24
HTP-nc	3.58E-10	2.48E-24
SQP	5.06E-01	5.33E-15
PERE	8.86E-03	-5.55E-17
PERM	0.00E+00	0.00E+00
PERT	8.86E-03	-5.55E-17
PENRE	5.69E-01	0.00E+00
PENRM	0.00E+00	0.00E+00
PENRT	5.69E-01	0.00E+00
SM	0.00E+00	0.00E+00
RSF	0.00E+00	0.00E+00
NRSF	0.00E+00	0.00E+00
FW	2.43E-04	-1.73E-18
HWD	4.03E-06	4.07E-20
NHWD	2.70E-02	-7.22E-16
RWD	1.32E-07	-2.54E-21
CRU	0.00E+00	0.00E+00
MFR	0.00E+00	0.00E+00
MER	0.00E+00	0.00E+00
EE	0.00E+00	0.00E+00
PE	5.78E-01	3.55E-15
Biogenic C content-product	0.00E+00	0.00E+00
Biogenic C content-packaging	0.00E+00	0.00E+00

Comparability

EPDs published within the same product category, though originating from different programs, may not be comparable. Full conformance with a PCR allows PEP comparability only when all stages of a life cycle have been considered. However, variations and deviations are possible.

Applicable product standards

Product technical and Certification specifications can be found in the product catalogue on ABB's website.

Glossary

Environmental impact Indicators

GWP-total	Global Warming Potential total (Climate change)
GWP-fossil	Global Warming Potential fossil
GWP-biogenic	Global Warming Potential biogenic
GWP-luluc	Global Warming Potential land use and land use change
ODP	Depletion potential of the stratospheric ozone layer
AP	Acidification potential
EP-freshwater	Eutrophication potential - freshwater compartment
EP-marine	Eutrophication potential - fraction of nutrients reachin marine end compartment
EP-terrestrial	Eutrophication potential - Accumulated Exceedance
POCP	Formation potential of tropospheric ozone
ADP-m&m	Abiotic Depletion for non-fossil resources potential
ADP-fossil	Abiotic Depletion for fossil resources potential, WDP
WDP	Water deprivation potential

Resource indicators

PENRE	Use of non-renewable primary energy excluding renewable primary energy resources used as raw material
PENRM	Use of non-renewable primary energy resources used as raw material
PENRT	Total use of non-renewable primary energy resources (primary energy and primary energy resources used as raw materials)
PERE	Use of renewable primary energy excluding non-renewable primary energy resources used as raw material.
PERM	Use of renewable primary energy resources used as raw material
PERT	Total use of renewable primary energy resources (primary energy and primary energy resources used as raw materials)

Secondary materials, water and energy resources		Waste category indicators	
SM	Use of secondary materials	HWD	Hazardous waste disposed
RSF	Use of renewable secondary fuels	N-HWD	Non-hazardous waste disposed
NRSF	Use of non-renewable secondary fuels	RWD	Radioactive waste disposed
FW	Net use of fresh water		
Output flow indicators		Optional indicators	
CfRu	Components for re-use	Tot PE	Total use of primary energy during the life cycle
MfR	Materials for recycling	Efp	Emissions of Fine particles
MfER	Materials for energy recovery	IrHH	Ionizing radiation, human health
EE	Exported Energy	ETX FW	Ecotoxicity, freshwater
		HTX CE	Human toxicity, carcinogenic effects
		HTX N-CE	Human toxicity, non-carcinogenic effects
		IrLS	Impact related to Land use / soil quality

References

- [1] PCR “PEP-PCR-ed4-EN-2021_09_06” - Product Category Rules for Electrical, Electronic and HVAC-R Products
- [2] PSR-0003-ed2.1-EN-2023 12 08 - Specific rules for Cable management solutions.
- [3] EN 50693:2019 - Product category rules for life cycle assessments of electronic and electrical products and systems
- [4] ISO 14040:2006 - Environmental management -Life cycle assessment - Principles and framework
- [5] ISO 14044:2006 - Environmental management - Life cycle assessment - Requirements and guidelines
- [6] ecoinvent v3.10 (2023). ecoinvent database version 3.10 - (<https://ecoinvent.org/>)
- [7] SimaPro Software version 9.6.0.1 - PRé Sustainability
- [8] UNI EN 15804:2012+A2:2019: Sustainability of constructions - Environmental product declarations