

—  
APPLICATION NOTE

# AC500 V3 SOURCE CODE DOWNLOAD AND UPLOAD WITH AC500 V3



# Contents

<b>1</b>	<b>Introduction .....</b>	<b>3</b>
1.1	Scope of the document .....	3
1.2	Compatibility .....	3
<b>2</b>	<b>Source Code Download .....</b>	<b>4</b>
2.1	Prerequisite .....	4
2.2	Download Project .....	4
<b>3</b>	<b>Source Code Upload .....</b>	<b>5</b>

# 1 Introduction

## 1.1 Scope of the document

AC500 V3, the newest Version of AC500 Platform, support now Source Code Download directly to memory of the PLC. User has then the opportunity to upload the complete project and is able to edit the project without having it at his Engineering PC.

## 1.2 Compatibility

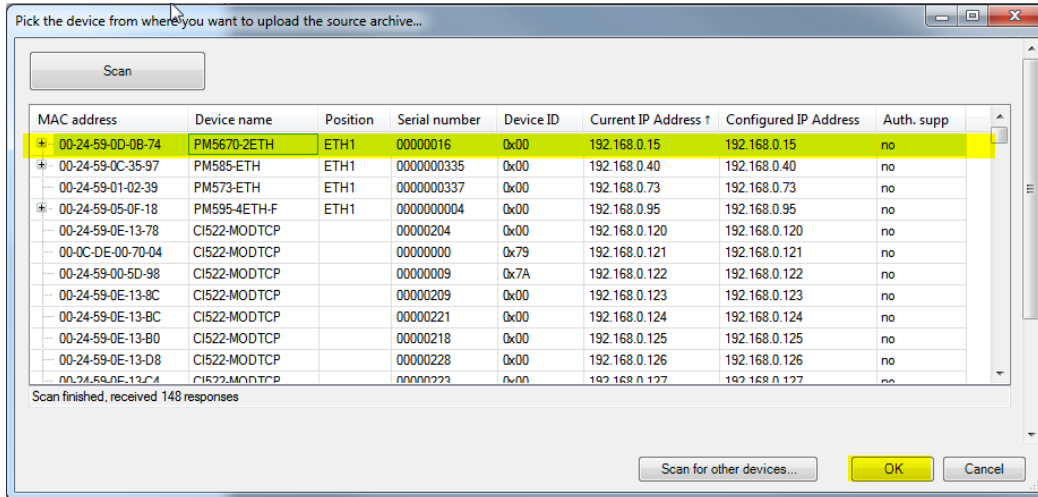
The application note explained in this document have been used with the below engineering system versions. They should also work with other versions, nevertheless some small adaptations may be necessary, for future versions.

- AC500 V3 PLC
- Automation Builder 2.1.0 or newer

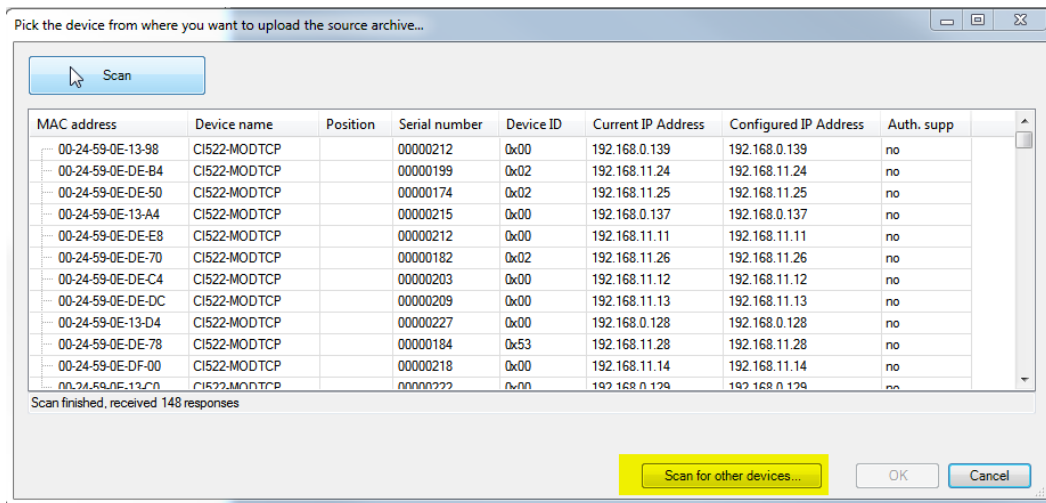


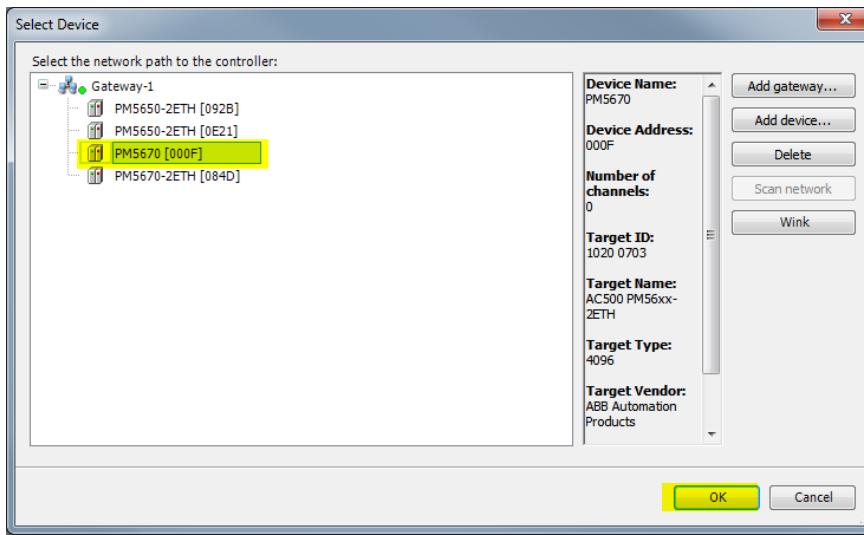
### 3 Source Code Upload

- Open Automation builder, no Project
- Menu File/Source Upload
- Choose the PLC with Archive

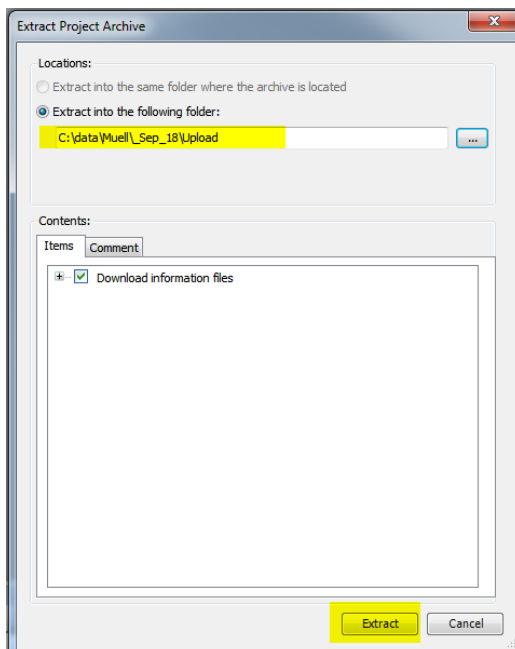


- If you get an Error, please push “Scan for other Devices”

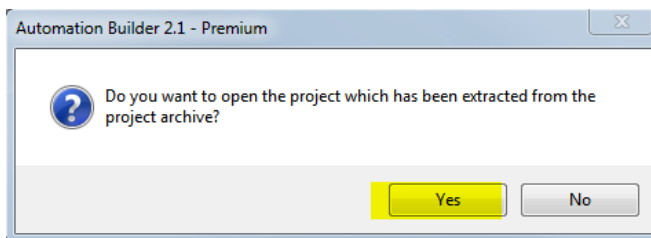


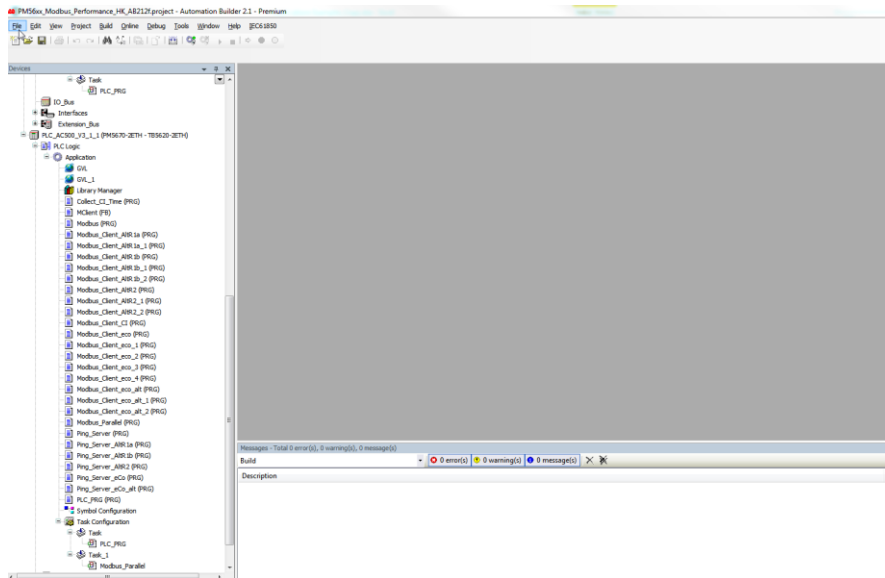


- Select PLC and push OK



- Select Folder and push OK





- Upload Successful





## REFERENCES

Titel	Document ID	Revision

## REVISION HISTORY

Rev.	Page (P) Chapter (C)	Change Description	Date/Initial
1.0	All	New Document	2018-10-30 APR/IAMF/