





General purpose enclosures


VMS - Accessories


Closure plates		Metric sizes	Type	Order code	Verp.	Zijde
		3 x M32 / M25 + 3 x M20	VX2EWNJ7	4TBV855029C0100	1/10	220
		1 x M50 / M40 + 4 x M25 / M20	VX2EWNJ8	4TBV855030C0100	1/10	220
		3 x M50 / M40 + 4 x M16	VX3EWNJ9	4TBV855032C0100	1/10	320
		17 x M20	VX3EWNJ0	4TBV855033C0100	1/10	320
		1 x M50 / M40 + 2 x M32 / M25 + 4 x M25 / M20	VX3EWNJA	4TBV855034C0100	1/10	320
		12 x M25 / M20	VX3EWNJB	4TBV855035C0100	1/10	320
		4 x M40 / M32 + 3 x M20	VX3EWNJC	4TBV855036C0100	1/10	320
		1 x M40 / M32 + 16 x M25 / M20	VX4EWNJ8	4TBV855037C0100	1/10	440
		1 x M50 / M40 + 2 x M40 / M32 + 8 x M25 / M20	VX4EWNJ9	4TBV855038C0100	1/10	440


Product	Type	Order code	Pack
Closure plates			
	Side (mm) 220		
	VX2EWNJ6	4TBV853017C0100	1/10
	Side (mm) 320		
	VX3EWNJ6	4TBV853020C0100	1/10
Side (mm) 440			
VX3EWNJ7	4TBV853027C0100	1/10	


Plates with cable entries			
	Ø cable max.: 2 x 75 mm		
	Side (mm) 320		
	VX3EWNJ6	4TBV853082C0100	1/5
	Ø cable max.: 3 x 75 mm		
Side (mm) 440			
VX4EWNJ6	4TBV853083C0100	1/5	


Cable grip support			
With a cable clamp Ø max.: 75mm			
	Side (mm) 320		
	VX3LWNJ6	4TBV853036C0100	1/5
	Side (mm) 440		
	VX4LWNJ6	4TBV853037C0100	1/5


Stress-relieving cable clamp			
For fixing on the cable clamp support			
	Ø cable max.: 75mm		
	VXXLWNJ6	4TBV853035C0100	1


Bridges			
Facilitate the connection of large-section cables			
	Side (mm) 320		
	VX3AWNJ6	4TBV853073C0100	1
	Side (mm) 440		
	VX4AWNJ6	4TBV853074C0100	1

Coupling dowels			
	For base coupling		
	VXXAWNJ8	4TBV853059C0100	20

Product	Type	Order code	Pack
Fixation pin			
	For end-plates (as a spare part)		
	VXXEWNJ6	4TBV853055C0100	10

Coupling set 2 x 220			
	To couple two sides of 220mm to one side of 440mm With mounting accessories		
	VXXAWNJA	4TBV853063C0100	1







Coupling clamp			
	For coupling in special cases		
	VXXAWNJ9	4TBV853062C0100	10











Universal support			
	To fit:		
	- mounting plates and cover plates		
	- copper rails 15 x 3		
	- copper rails 9 x 6.5		
Barre plate 12 x 2mm			
VX3UWNJ6	4TBV853060C0100	10	

Marking strip			
	Self-adhesive		
	APLB1M	4TBC851321C0100	1m

General purpose enclosures


VMS - Accessories


Product	Type	Order code	Pack
Symmetrical DIN-profiles			
Always supplied with two universal supports			
	Side (mm) 220		
	VX2AWNJ6	4TBV853094C0100	1
	Side (mm) 320		
	VX3AWNJ6	4TBV853095C0100	1
	Side (mm) 440		
	VX4AWNJ6	4TBV853096C0100	1
	Side (mm) 640		
	VX6AWNJ6	4TBV853269C0100	1
Mounting rails 12 x 2mm			
To fit connection terminal blocks. Always delivered with 2 universal supports.			
	Side (mm) 320		
	VX3AWNJ7	4TBV853098C0100	1
	Side (mm) 440		
	VX4AWNJ7	4TBV853099C0100	1
Partition plates			
For complete compartmentalization of coupled bases.			
	Side (mm) 220		
	VX2TWNJ6	4TBV853065C0100	1
	Side (mm) 320		
	VX3TWNJ6	4TBV853066C0100	1
	Side (mm) 440		
	VX4TWNJ6	4TBV853067C0100	1
Fixing lugs			
Set of 4 brackets with screws.			
<ul style="list-style-type: none"> - In stainless steel. - For external fixing points. - Direct fitting through the four corner shafts of the base. - To be installed prior to the extension frame or hinge installation. - Three optional mounting positions (0°, 45°, 90°). 			
	VXXAWNJB	4TBV853064C0100	1
Air vent - IP45			
Installation of two air vents per box to obtain ventilation preventing the formation of condensation. Set of 2 pieces.			
	ACC818078	4TBJ818078R0100	1
Blanking plate			
For 4 modules			
	FORSTBP4	4TBR610142C0200	4
	FORSTBP500	4TBR610484C0200	500

Product	Type	Order code	Pack
Cover screws			
	Set of 4 pieces.		
	VXXCWNJ6	4TBV853057C0100	1
Hinge screws			
The base must be bed before fixed prior to hinge installation.			
Set of 2 pieces.			
	VXXHWNJ6	4TBV853061C0100	1
Hinges made of molded material			
To mount the hinges, the cover and the base must be pierced. Drilling templates are provided. The kit includes: two hinges, screws, reinforcement plates, drilling gage and instructions. Set of 2 pieces.			
	VXXHWNJ7	4TBV853340C0100	1
Clip-in button			
For cover screws or hinge screws. Set of 4 pieces.			
	VXXAWNJ7	4TBV853058C0100	1
Clip-in button			
For fixation in the base.			
5 x 13			
	VXXAWNJC	4TBV853100C0100	50
	5 x 16		
	VXXAWNJD	4TBV853101C0100	50
	5x22		
	VXXAWNJA	4TBV853102C0100	50
	To fix the equipment onto the metal mounting plates.		
Screws for depth extension frame			
Replacement parts			
	VXXDWNJ6	4TBV853056C0100	4
Fixation set for cover plate			
Replacement parts			
	VXXPWNJ7	4TBV853053C0100	1
Fixation set for mounting plate			
For metal or Pertinax			
Replacement parts			
	VXXIWNJ6	4TBV853054C0100	1

General purpose enclosures

VMS - Accessories

Product	Type	Order code	Pack
Cover plate for DIN rail functions			
	VMS33 2 rows For V33BWDJ6		
	V33PWNJ9	4TBV853327C0100	1
	VMS43 2 horizontal rows For V43BWDJ7		
	V43PWNJ9	4TBV853330C0100	1
	VMS63 2 horizontal rows For V63BWDJ6		
	V63PWNJ0	4TBV853333C0100	1
	VMS63 4 rows For V63BWDJ6		
	V63PWNJ9	4TBV853332C0100	1
	VMS64 4 rows For V64BWDJ6		
	V64PWNJ8	4TBV853334C0100	1

Product	Type	Order code	Pack
Cover plate for fuse switch-disconnectors and for other components mounted on a 60mm rail system with screws.			
	VMS 32 (Cut-out 195x135 mm)		
	V32PWNJ8	4TBV853173C0100	1
	VMS 33 pour V33BWH5 (Cut-out 195x235 mm)		
	V33PWNJ8	4TBV853174C0100	1
	VMS 63 pour V33BWH5 (Cut-out 195x240 mm 2 pieces)		
	V63PWNJ8	4TBV853176C0100	1