

Tmax insulated case circuit-breaker

Tmax T8

Compliance with Standards

UL489
 CSA C22.2 No. 5.1
 IEC 60947-2
 EC Directive:
 - "Low voltage directives" (LVD) no. 73/23 EEC
 - "Electromagnetic compatibility directive" (EMC) no. 89/336 EEC



Type of circuit-breaker		Tmax T8	
Frame		1600/2000/2500/3000	
Rated ultimate short-circuit breaking capacity, Icu		V	
(AC) 50-60 Hz 240 V	[kA]	125	
(AC) 50-60 Hz 277 V	[kA]	-	
(AC) 50-60 Hz 347 V	[kA]	-	
(AC) 50-60 Hz 480 V	[kA]	125	
(AC) 50-60 Hz 600V/347 V	[kA]	-	
(AC) 50-60 Hz 600 V	[kA]	100	
(DC) 250 V-2 poles in series	[kA]	-	
(DC) 500 V-2 poles in series	[kA]	-	
(DC) 500 V-3 poles in series	[kA]	-	
(DC) 600 V-3 poles in series	[kA]	-	
Trip units:			
T fixed, M fixed (10xIn) TMF		-	
T adj., M fixed (10xIn) TMD		-	
Thermomagnetic T adj., M adj. (5...10xIn) TMA		-	
T adj., M fixed (3xIn) TMG		-	
T adj., M adj. (2.5...5xIn) TMG		-	
Magnetic only M adjustable (6...12xIn) MA		-	
Electronic PR232/P-T8		●	
PR331/P		●	
PR332/P		●	
Versions		F	
Fixed (F)		F-FC CuAl HR/VR	
Terminals Plug-in (P)		-	
Withdrawable (W)		-	
Fixing on DIN rail		-	
Mechanical life	[No. operations /hourly oper.]	15000/60	
Electrical life	[No. operations /hourly oper.]	4500/20 up to 2000A 4000/20 for 2500A 3000/20 for 3000A	
Basic fixed dimensions	W [mm]	427/553	
	D [mm]	282/282	
Weights	H [mm]	382/382	
	fixed 3/4 pole [kg]	73/95 up to 2500A 107/140 for 3000A	
plug-in 3/4 pole [kg]	-		
Withdrawable 3/4 pole [kg]	-		

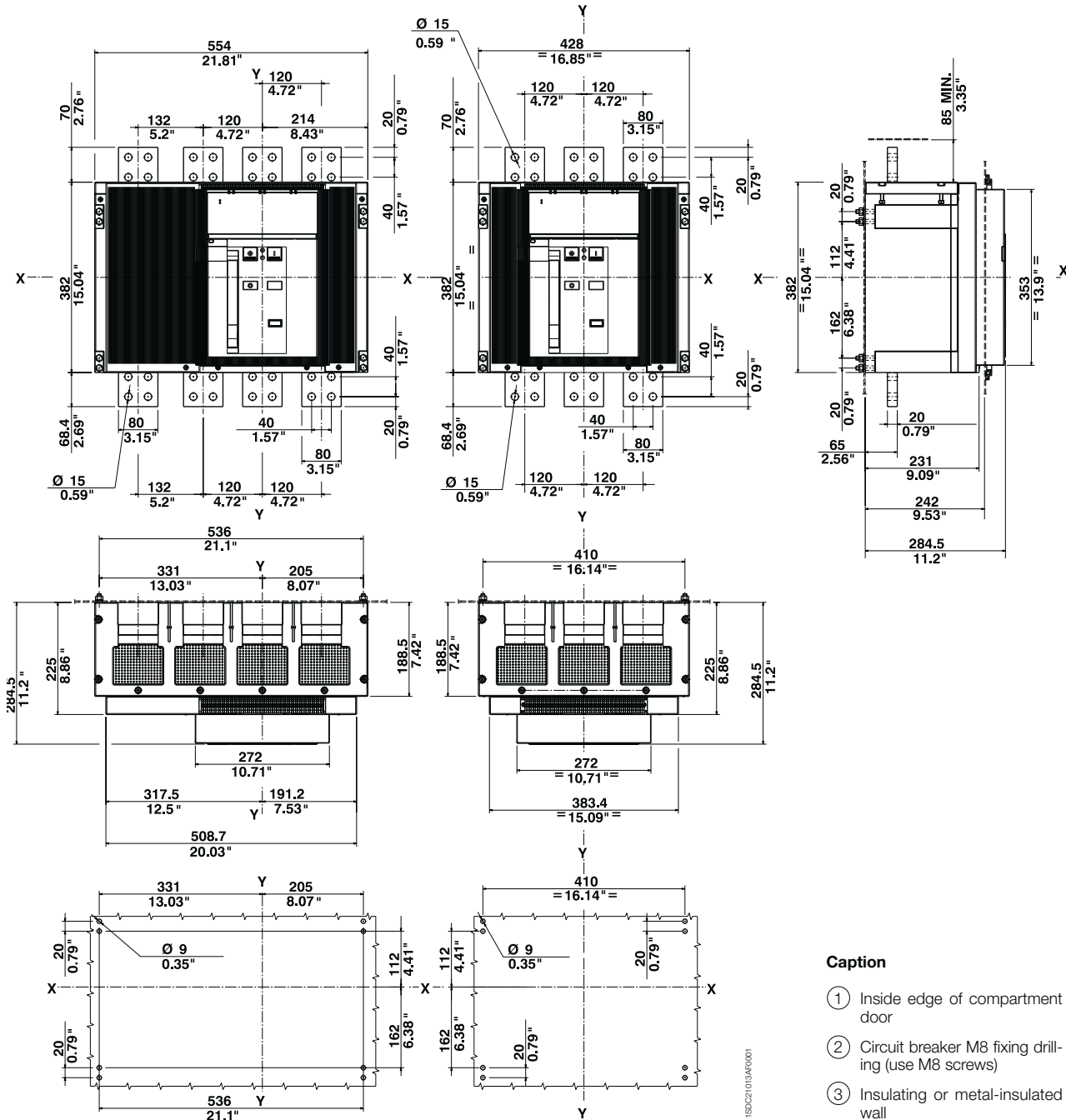
Tmax molded case circuit-breakers

Dimensions T8 series

Overall dimensions T8 with front terminals

Fixed circuit breaker - 1600/2000/2500 A

Front terminals – F



Caption

- ① Inside edge of compartment door
- ② Circuit breaker M8 fixing drilling (use M8 screws)
- ③ Insulating or metal-insulated wall

15C21019AF0001

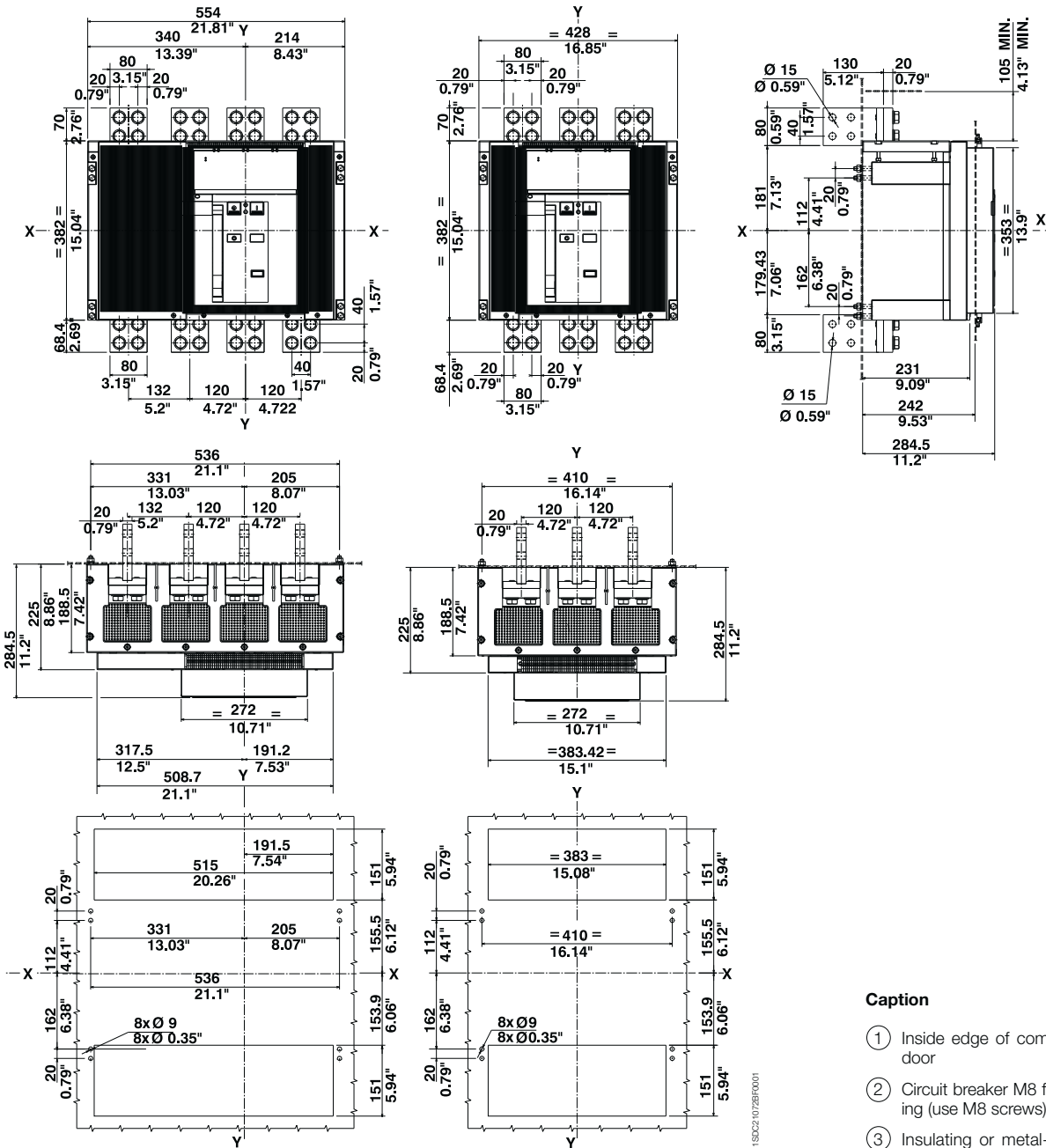
Tmax molded case circuit-breakers

Dimensions T8 series

Overall dimensions T8 with rear vertical terminals

Fixed circuit breaker - 1600/2000/2500 A

Rear vertical terminals – VR



Caption

- ① Inside edge of compartment door
- ② Circuit breaker M8 fixing drilling (use M8 screws)
- ③ Insulating or metal-insulated wall

1SDC21028R0001

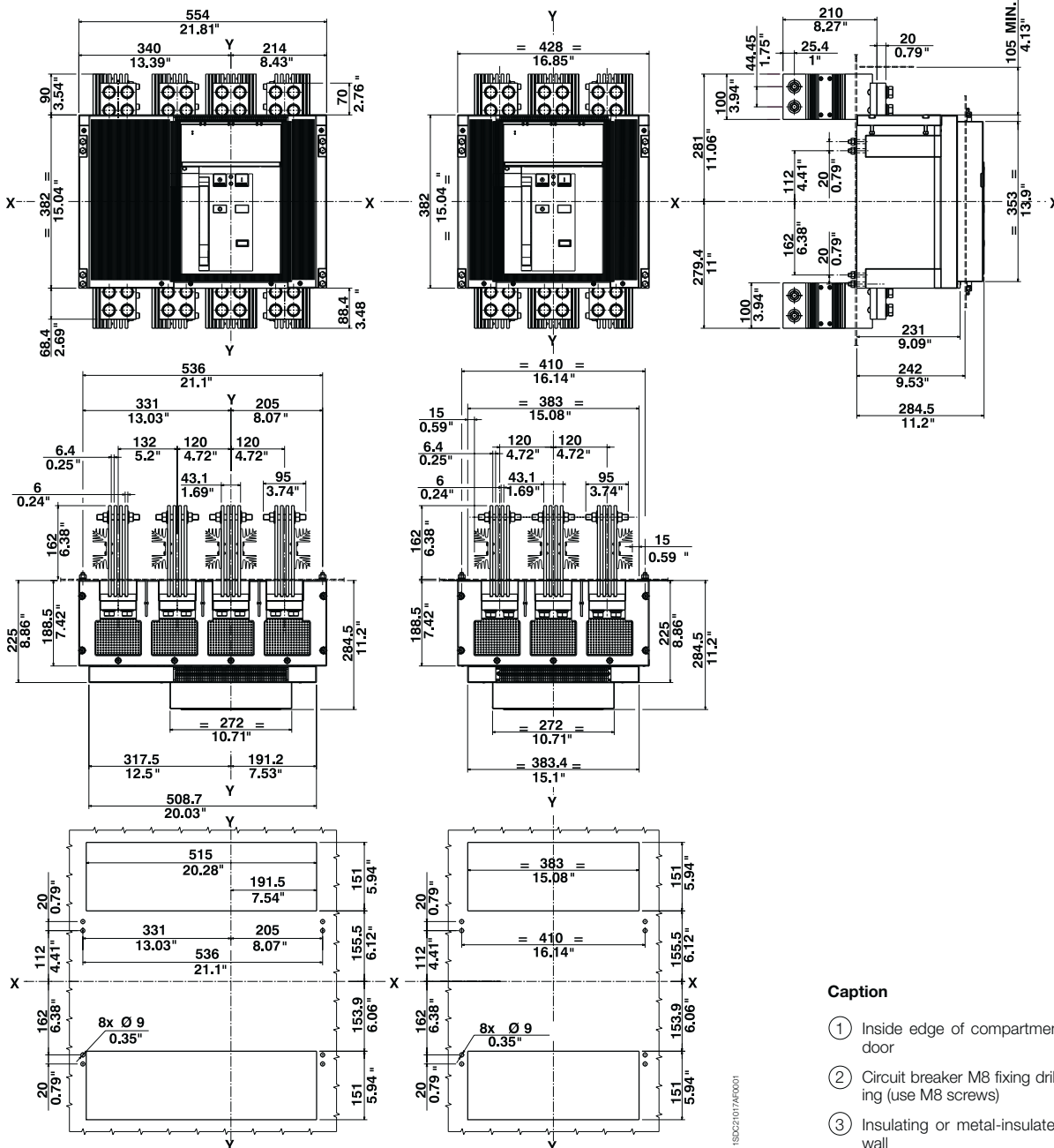
Tmax molded case circuit-breakers

Dimensions T8 series

Overall dimensions T8 with rear vertical terminals

Fixed circuit breaker - 3000 A

Rear vertical terminals - VR



1SBC2107AF0001

Power and productivity
for a better world™



Contact us

Canada

ABB Inc.

Low Voltage Products

2117 – 32nd Avenue

Lachine, QC, CANADA H8T 3J1

Tel.: 514-420-3100

Fax: 514-420-3137

Toll Free: 1-800-567-0283

www.abb.ca

While all care has been taken to ensure that the information contained in this publication is correct, no responsibility can be accepted for any inaccuracy. The Company reserves the right to alter or modify the information contained herein at any time in the light of technical or other developments. Technical specifications are valid under normal operating conditions only. The Company does not accept any responsibility for any misuse of the product and cannot be held liable for indirect or consequential damages.

© Copyright 2011 ABB Inc. All rights reserved.

