



DEH41299

# Copper Lug Kit

THCL60



Hazards of electrical shock or burn! Turn off power before working inside this equipment.

## Used With:

60 Ampere NEMA 4/4X,12 Mill Duty and Heavy Duty Switches


## Description:

THCL60 kit provides 8 copper lugs (set of 6 copper lugs for line and load terminals and set of 2 copper lugs for ground) and necessary mounting hardware (6 lock washers, 6 barrel nuts and 2 ground screws). User can replace the factory installed hardware with hardware available in the kit.

## Mounting Instructions:

1. Remove the pre-installed aluminum lugs from line side and load side of switch base as shown in the figure 1 by unscrewing the barrel nuts.


—  
Fig. 1



Aluminum lugs


2. Assemble the copper lugs available in the kit (set of 6) at the same location as shown in the figure 2. Tight the barrel nuts with torque 50-55 inch-lbs.

—  
Fig. 2



Copper lugs (6nos)

- 3. Remove pre-installed aluminum ground lugs mounted on the mechanism plate by unscrewing the screws.



- 4. Assemble copper lugs available in kit (set of 2) as shown in the figure 4. Tight the screws with torque 27-32 inch lbs.

