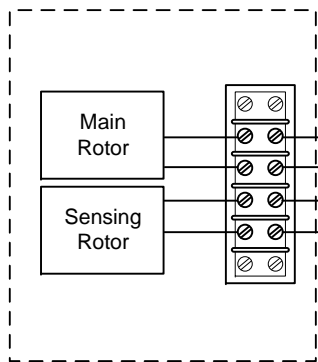


NOTES:

- WARNING:** This drawing does not illustrate completely the installation methods required for hazardous locations. Prior to any installation in a Classified Hazardous Location, verify installation methods by the Control Drawing referenced on the product's name tag and national and local codes.

Equimeter Auto-Adjust Turbo Meter
Model AAT- ()



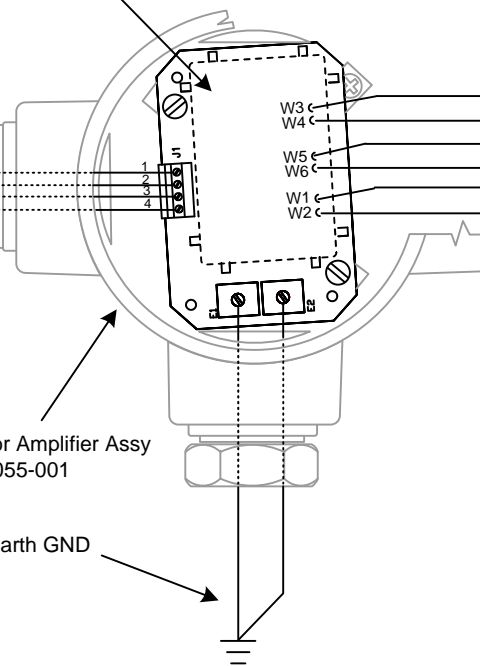
Equimeter Connector MS3102A
Mates w/MS3106, MS3107 &
MS3108 Plugs.

NOTE: For a single sensor, connect to J1-1 and J1-2 on the sensor side, plus W1 through W4 to the XRC, as shown in the diagram, above.


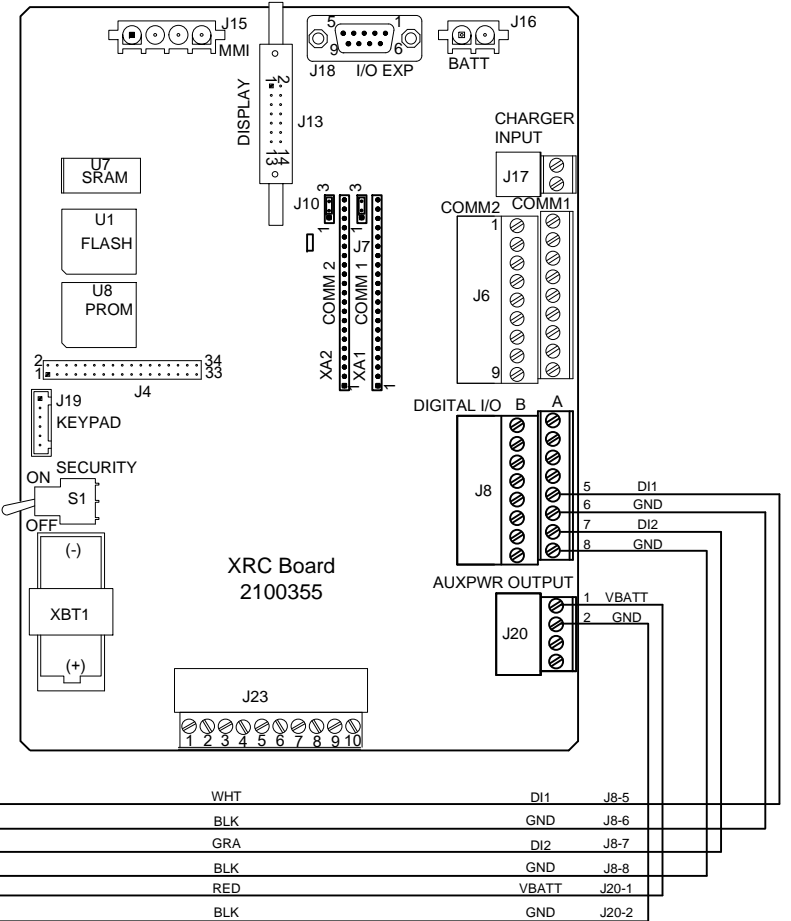
Dual Namur Sensor Amplifier Bd.
P/N 2100054-001

Dual Namur Sensor Amplifier Assy
P/N 2100055-001

To Dedicated Earth GND



XRC Series Enclosure



REF: 2100075-WI

ABB	TOTALFLOW	ACTION	DOC TYPE	TITLE	DWG NO.	REV	SHEET
	Products	D21842	UD	DUAL NAMUR SENSOR TO XRC (2100355 BD)	2102987	AB	1 OF 1