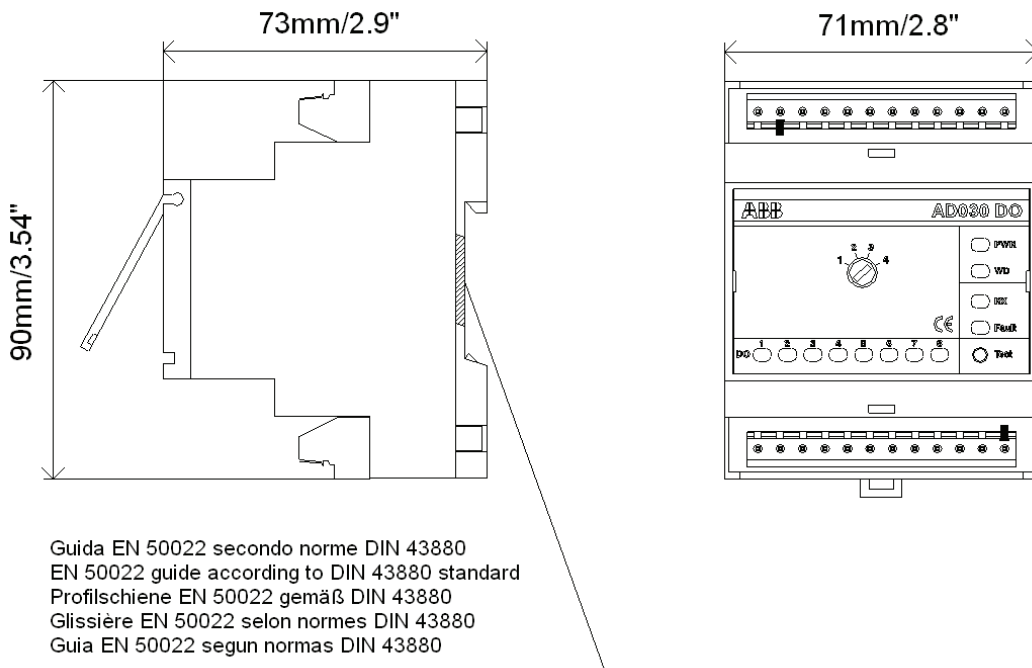
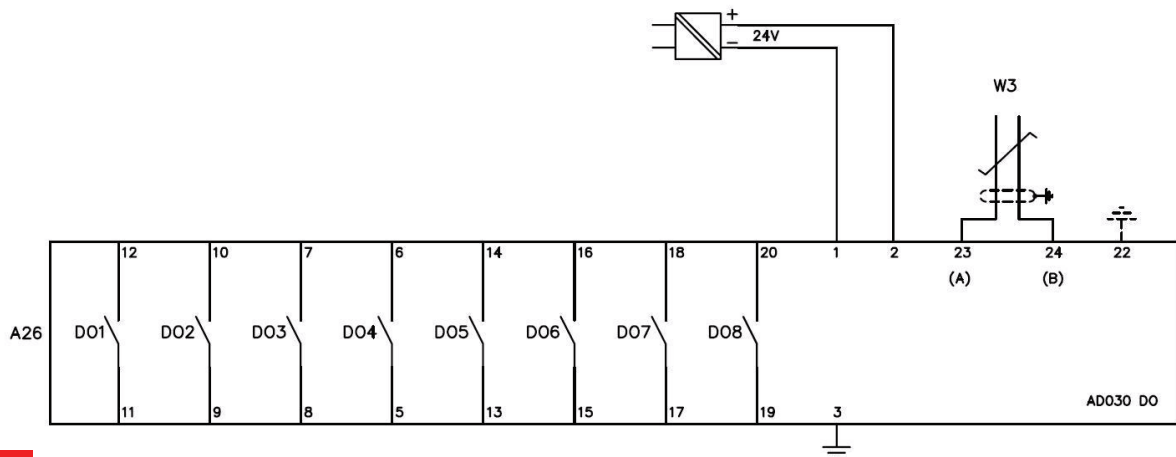


Unità di Segnalazione AD030 DO, AD030 AO, AD030 MI
Signalling Units AD030 DO, AD030 AO, AD030 MI
Fernschalteinheiten AD030 DO, AD030 AO, AD030 MI
Unités de Signalisation AD030 DO, AD030 AO, AD030 MI
Unidades de Señalización AD030 DO, AD030 AO, AD030 MI



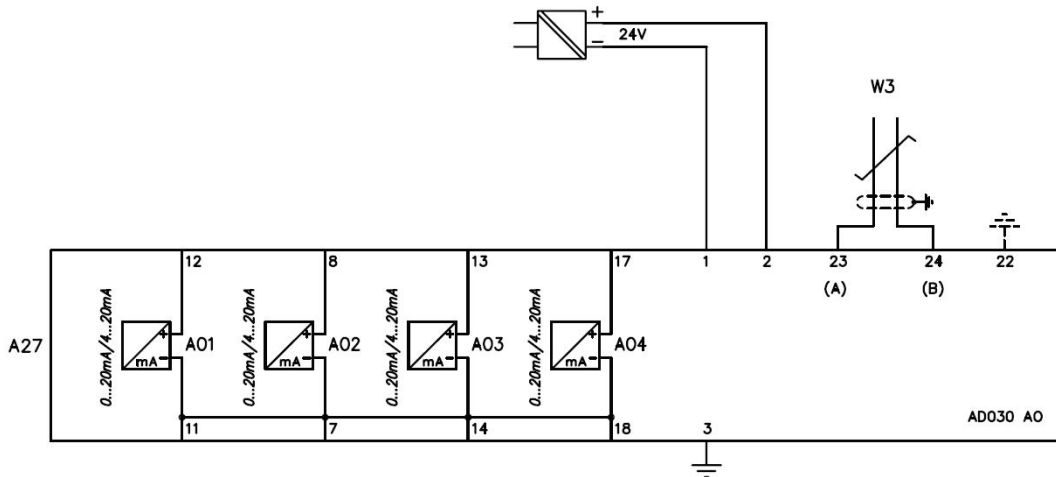
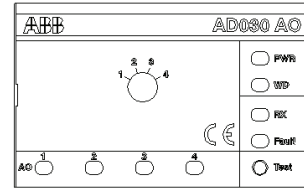
A

Schema elettrico AD030 DO
Circuit diagram AD030 DO
Elektrisches Diagramm AD030 DO
Diagramme électrique AD030 DO
Diagrama eléctrico AD030 DO



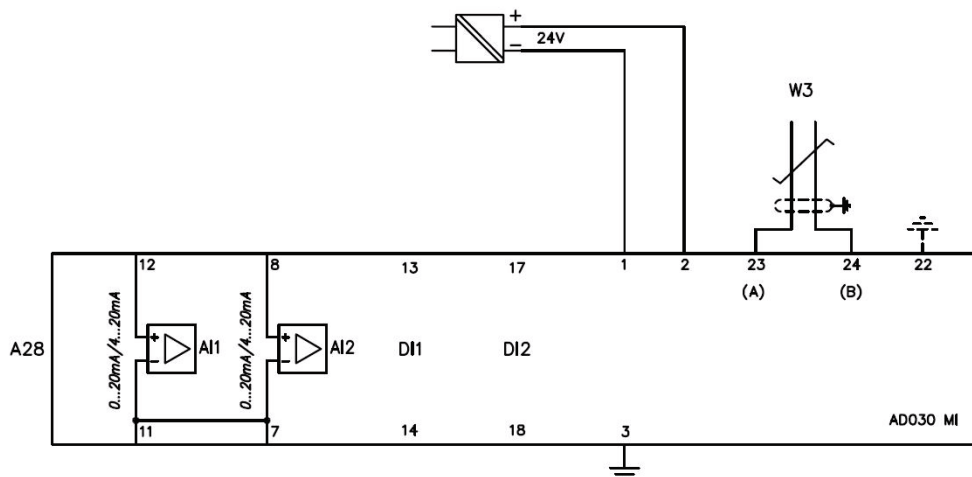
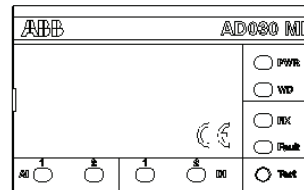
B

Schema elettrico AD030 AO
Circuit diagram AD030 AO
Elektrisches Diagramm AD030 AO
Diagramme électrique AD030 AO
Diagrama eléctrico AD030 AO



C

Schema elettrico AD030 MI
Circuit diagram AD030 MI
Elektrisches Diagramm AD030 MI
Diagramme électrique AD030 MI
Diagrama eléctrico AD030 MI



D

Nota: per informazioni sul funzionamento dell'unità fare riferimento al manuale SMART IO system (1SDH000622R0001).
Note: for information about unit operation refer to SMART IO system manual (1SDH000622R0001).
Hinweis: für den Betrieb der maßeinheit, Hinweis das Handbuch SMART IO system (1SDH000622R0001) bilden.
Nota: pour le fonctionnement de l'unité faire référence au manual SMART IO system (1SDH000622R0001).
Nota: para la operacion de la unidad, hacer referencia al manual SMART IO system (1SDH000622R0001).