

# Type CMAU - Aluminum, UL Listed Flexible metal conduit

**UL Listed, Aluminum non-jacketed flexible metal conduits, also known as “Reduced Wall” or “Greenfield”, are used in many universal wiring applications.**

## Features & Benefits:

- Meets requirements of UL 1 for Flexible Metal Conduits (1/2" to 4" trade sizes)
- Full compliance to IEC/EN 61386-1 requirements, CE Certified
- Trade sizes from 3/8" to 4" (12mm to 103mm)
- CMAU aluminum approximately 1/3 the weight of equivalent steel flexible metal conduit
- Suitable for use with T&B Fittings® and Steel City® fittings, listed for use with flexible metal conduits
  - Ser. XC Squeeze Type Connectors
  - Ser. XC Clamp Type Connectors
  - Ser. 300 Tite-Bite Connectors
  - Ser. 200 Squeeze Connectors
- Suitable for use with Iberville fittings, listed for use with flexible metal conduits
  - Ser. CI21 Clamp Connectors
  - Ser. CI22 Clamp Connectors
  - Ser. CI40 Clamp Connectors

## Applications:

- The CMAU conduit is intended for use as a metal raceway for wires and cable in accordance with National Electrical Code® (NEC®), Article 348
- Permitted to be used in exposed and concealed locations (Section 348.10)
- Grounding conductor requirement for flexible installations (Section 348.60)
- Suitable as an equipment grounding conductor (Section 250.118)
- Raceway connection to motors (Section 430.223)
- Refer to CEC Rule 12-1000 for the proper use of CMAU flexible metal conduits.

## Construction / Material / Finish:

- High strength aluminum alloy
- Helically wound, formed strip
- Color: Metallic

## Environment ratings:

### Working Temperature:

- IEC/CE:
  - Gen: -45 to +400°C (-49 to +752°F)

# Steel City® Conduit Systems



## Certifications / Standards:



## Conforms to:

- UL 1, Flexible Metal Conduit (FMC)
  - UL File: E484989 (Excludes 7/16 inch size)
- CSA C22.2 No. 56, Flexible Metal Conduits (FMC)
  - CSA File: LR-72635 (3/8 & 7/16 inch size only)
- IEC/EN 61386-1, -23, Conduit Systems for Cable Management
  - EU DoC: EC-012-17-174
- CE (Conformité Européenne, European Conformity)
- RoHS (Restriction of Hazardous Substances Directive)

## Standards requirements:

Meets all UL 1 and CSA C22.2, No. 56-13 standards requirements including:

- ID and OD dimensions, material thickness, tension loading, flexibility, impact, markings, etc.

Meets all IEC/EN 61386-1, -23 standard requirements including:

- Compression strength - Code 4 Heavy; 1250 N/50mm
- Impact strength - Code 4 Heavy; 6 Joules
- Tensile strength - Code 2 Light; 250 N/2 min.

## Ingress protection:

### IEC system ingress rating:

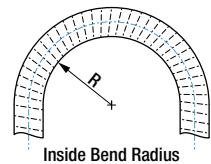
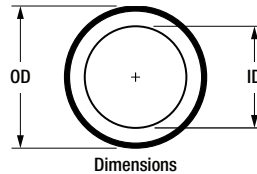
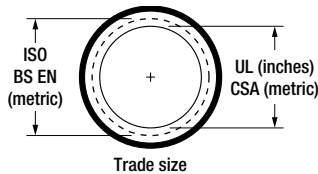
- IP Ingress Protection per IEC/EN 60529 requirements
- IEC Ingress Ratings: IP40



# Type CMAU - Aluminum, UL Listed

## Product selection and dimensions

Product selection													
Trade size			Coil length										
UL	CSA	ISO BS EN	Carton			Standard reel			Bulk reel			Weight	
			Part No./GID	Feet	Meter	Part No./GID	Feet	Meter	Part No./GID	Feet	Meter	lbs/ft	kg/m
3/8	12	16	CMAUS01M-C 7TAA012CD0R0000	100	30	—	—	—	CMAUS01M-L 7TAA012CD0R0011	1,000	300	0.07	0.10
7/16	14	18	CMAUS14M-C 7TAA012CD0R0001	100	30	—	—	—	CMAUS14M-L 7TAA012CD0R0012	1,000	300	0.08	0.12
1/2	16	20	CMAUS02M-C 7TAA012CD0R0002	100	30	—	—	—	CMAUS02M-L 7TAA012CD0R0013	1,000	300	0.10	0.14
3/4	21	25	CMAUS03M-C 7TAA012CD0R0003	100	30	CMAUS03M-K 7TAA012CD0R0014	500	150	—	—	—	0.14	0.20
1	27	32	CMAUS04M-B 7TAA012CD0R0004	50	15	CMAUS04M-J 7TAA012CD0R0015	400	120	—	—	—	0.18	0.27
1-1/4	35	40	CMAUS05M-B 7TAA012CD0R0005	50	15	CMAUS05M-J 7TAA012CD0R0016	400	120	—	—	—	0.22	0.33
1-1/2	41	50	CMAUS06M-A 7TAA012CD0R0006	25	8	CMAUS06M-H 7TAA012CD0R0017	300	90	—	—	—	0.26	0.39
2	53	63	CMAUS07M-A 7TAA012CD0R0007	25	8	CMAUS07M-D 7TAA012CD0R0018	150	45	—	—	—	0.35	0.52
2-1/2	63	70	CMAUS08M-A 7TAA012CD0R0008	25	8	—	—	—	—	—	—	0.57	0.85
3	78	80	CMAUS09M-A 7TAA012CD0R0009	25	8	—	—	—	—	—	—	0.70	1.04
4	103	100	CMAUS11M-A 7TAA012CD0R0010	25	8	—	—	—	—	—	—	0.80	1.19



Part number	Trade size			Minimum inside bend radius				Inches				Millimeters			
	UL	CSA	ISO BS EN	Static		Dynamic		Inside (ID)		Outside (OD)		Inside (ID)		Outside (OD)	
				Inches	mm	Inches	mm	Min	Max	Min	Max	Min	Max	Min	Max
CMAUS01M-*	3/8	12	16	2.0	51	—	—	0.375	0.393	0.560	0.610	9.5	10.0	14.2	15.5
CMAUS14M-*	7/16	14	18	2.3	57	—	—	0.437	0.457	0.655	0.675	11.1	11.6	15.8	17.1
CMAUS02M-*	1/2	16	20	3.0	76	—	—	0.625	0.645	0.860	0.920	15.9	16.4	21.8	23.4
CMAUS03M-*	3/4	21	25	4.0	102	—	—	0.081	0.835	1.045	1.105	20.6	21.2	26.5	28.1
CMAUS04M-*	1	27	32	5.0	127	—	—	1.000	1.040	1.300	1.380	25.4	26.4	33.0	35.1
CMAUS05M-*	1-1/4	35	40	6.2	157	—	—	1.250	1.300	1.550	1.630	31.8	33.0	39.4	41.4
CMAUS06M-*	1-1/2	41	50	7.5	191	—	—	1.500	1.575	1.850	1.950	38.1	40.0	47.0	49.5
CMAUS07M-*	2	53	63	10.0	254	—	—	2.000	2.080	2.350	2.454	50.8	52.8	59.7	62.3
CMAUS08M-*	2-1/2	63	70	12.5	318	—	—	2.500	2.700	2.860	3.060	63.5	68.2	72.6	77.7
CMAUS09M-*	3	78	80	15.0	381	—	—	3.070	3.200	3.360	3.560	76.2	81.3	85.3	90.4
CMAUS11M-*	4	103	100	20.0	508	—	—	4.000	4.200	4.360	4.560	101.6	106.7	110.7	115.8

Note: Product must be installed in accordance with applicable national and local electrical codes.

## Contact us

ABB Inc.  
 Electrification Products  
 8155 T&B Boulevard  
 Memphis, TN 38120  
[www.abb.us/lowvoltage](http://www.abb.us/lowvoltage)

© 2018 ABB Inc. All rights reserved.

