

# LV Products Softstarter Training

## US308 Selection and Application Agenda

### Course Duration

2 days

### Course Goal / Description

This course will teach all attendees basic softstarter theory, proper start-up procedure, proper operation and adjustment, complete programming, maintenance, troubleshooting and repair of the PSR/PST Softstarters. The student will use available programming and troubleshooting tools to solve hardware and software related problems.

### Student Profile

The student will typically be electricians, technicians, and engineers responsible for installing, commissioning, and selling the PSR/PST Softstarters.

### Prerequisites and Recommendations

The student should have a basic knowledge of power electronics, PC's and control circuits. The student should also have the basic ability to use test equipment such as digital meters, analog meters, oscilloscopes and computers.



### Course Objectives

Upon completion of this course, students will be able to:

- Understand softstarter theory
- Control and operate the PSR/PST Softstarter
- Program the softstarter to satisfy application requirements
- Commission and tune the softstarter
- Communicate with the softstarter using all available operator interfaces
- Softstarters vs Drives

### Course Syllabus

# LV Products Softstarter Training

## US308 Selection and Application Agenda

### Day 1

#### US221 Selection and Application

Start 8:00 am

- (:30) Introduction
- (1:00) Basic Motor and Softstarter Theory
- (1:00) Product Overview & Specification/Technical Data
- (:30) Prosoft Configuration Software
- (:30) Proper Installation & Mounting
- Proper Power and Control Wiring
- (1:00) Lunch
- (:30) Control Panel Operation and Menu Analysis
- (:30) Software Macro Analysis
- (:30) Actual Signals Analysis (Monitoring)
- (:30) Quick-start Procedure
- (1:30) Complete Programming Analysis

### Day 2

#### US222 Communication and Programming

Start 8:00 am

- (1:00) Complete Programming Analysis cont...
- (1:00) Common Functions Available in Softstarter
- (1:20) Programming Lab Exercises
- (1:00) Lunch
- (:30) Softstarter Simulator with Lab
- (3:30) Fieldbus Interface with Lab



# LV Products Softstarter Training US308 Selection and Application Agenda

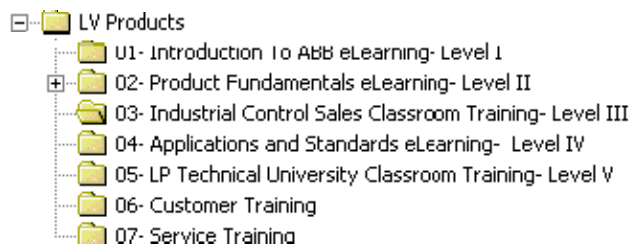
## Training Registration

Accessing the training is simple, simply log into ABBNow.com and click on Classroom and eLearning. Don't have an ABBNow.com account contact web support at 262.785.8516 or 262.785.3562 for the LVP Training Staff.

- Next click on Program Catalog
  - Depending upon on your training needs will determine what folders will be in view.
  - All available US content is in Product Training USA
  - Training Programs contain either classroom or on-line training or combination of both.
  - An example of the Training Programs folders are:



- To register for the US308 Industrial SS Commissioning and Maintenance expand folder "LV Products".
- Remember that if the folder contains multiple folders it has a  next to it.
- Select folder  05- Technical University




- Once you have selected the folder the Learning Program will appear in the field to the right.



US308- SS  
Commissioni...

- Click on the program and its entire contents will appear.
- Click on "Apply for the Training".

### Actions

 [Apply for Program](#)

- Once you have applied for the program select the date and location that is a best fit for you and register. Once registered the LVP Training Staff will be in contact via email.