SM1000 – QUICK START GUIDE

1 Make Connections & Power-up the Instrument

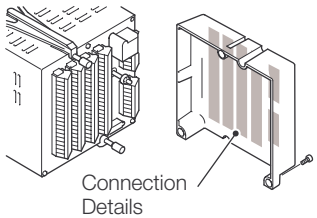

2 Select the Configuration Level and a Quick Start Template

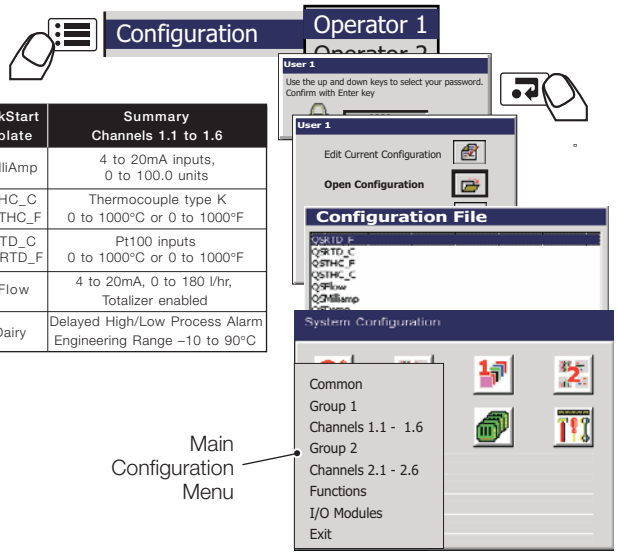

QuickStart Template	Summary Channels 1.1 to 1.6
QSMilliAmp	4 to 20mA inputs, 0 to 100.0 units
QSTHC_C or QSTHC_F	Thermocouple type K 0 to 1000°C or 0 to 1000°F
QSRTD_C or QSRTD_F	Pt100 inputs 0 to 1000°C or 0 to 1000°F
QSFlow	4 to 20mA, 0 to 180 l/hr, Totalizer enabled
QSDairy	Delayed High/Low Process Alarm Engineering Range –10 to 90°C

3 Set the Time and Date

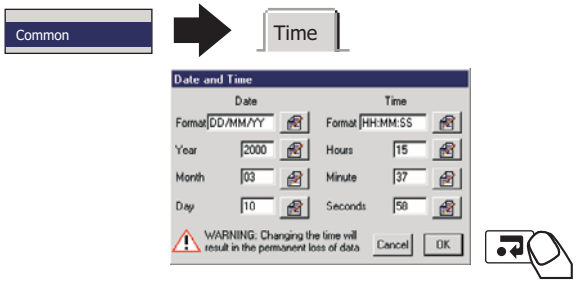

4 Set the Sample Rate

Chart speed	Sample Rate	On board storage	
10 mm/h	**60s**	12 months	6 Channels Enabled
20 mm/h	**30s**	6 months	
60 mm/h	**10s**	2 months	
120 mm/h	**5s**	30 days	
240 mm/h	**2s**	14 days	
720 mm/h	**1s**	6 days	

5 Select the Views Required and the Operator Menu Choices

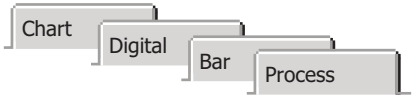

6 Set Up the Archive Files

- Set the **Archive File Enables** – i.e. the files to be archived
- Set the **Filename Tag**
- Set the **New File Interval** (hourly, monthly or none)

7 Change the Channel Configurations

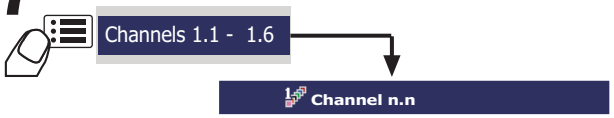

- Select the Channel Source
- Set the Input Filter Type: Instantanteous or Max. and Min. Values during the sample interval.

- Select the input type, linearizer, ranges and tag name



- Select the Alarm type, set the alarm trip points, the tag and the hysteresis.

- Set the Count Rate, Preset & Predetermined Count values

8 Set Up I/O

Note. Modules fitted are detected automatically

- Set the Mains Rejection Frequency

- Select the Relay Source and the Relay Polarity

- Select the Analog Output Source & Ranges
- Select the Digital Output Sources & Polarity

9 Exit Configuration and Save Changes

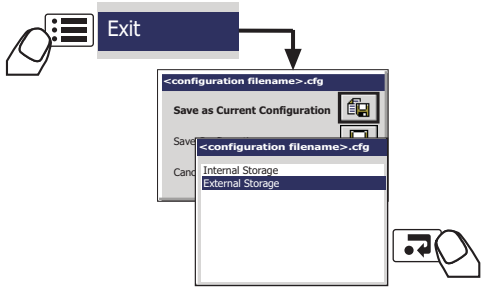

10 Start Recording!

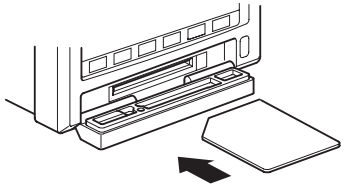

Insert media to start the archiving process automatically

Note. For detailed information on setting all configuration parameters, refer to the SM1000 User Guide, part number IM/SM1000.

ABB

CONFIGURATION OVERVIEW

Common Configuration

Set Up
- Configuration Type
- No. of Process Groups
- Language
- Global Alarm Acknowledge Source

Time
- Current Date/Time
- Daylight Saving

Security
- Usernames
- Passwords
- Config. Access Method

Logs
- Alarm, Totalizer & Audit Log Sizes

Operator Messages
- Tag Name
- Activating Source
- Add to Event Log Enable

Process Groups 1 and 2

Recording
- Group Tag
- Sample Rates
- Recording Enable

Chart
- Annotations
- Chart Divisions
- Screen Interval
- Operator Menu Options

Bar
Process
Digital
- Display On/Off &
- Operator Menu Options

Archive
- Channel Data, Log Archive Options
- Filenames
- Archive Rates (Advanced Config. Only)

Group 1 Channels and Group 2 Channels

Set Up
- Source ID
- Input Filter Type
- Recording Enable

Analog I/P
- Input Type
- Tags, Units & Values
- Linearizer
- Fault Detection

Digital I/P
- ON Tag
- OFF Tag

Alarm A
Alarm B
- Type, Source, Tag,
- Trip Level
- Hysterisis
- Alarm Groups

Totalizer
- Source
- Count Rate, Cut-off, Direction
- Tag Name
- Totalizer Units
- Count, Preset, Intermediate & Predermined Values

I/O Modules

A:-Analog I/P
- Mains Rejection Frequency
- Input Scale/Offset Adjust

C:-Relay
- Source & Polarity

C:-Hybrid
- Digital Output Source & Polarity
- Analog Output Source, Electrical Range, Engineering Range

C:-RS485
- Protocol
- 2-/4-Wire
- Baud Rate
- Parity

C:-Ethernet
email 1
email 2
- IP Address
- Sub-net Mask
- Default Gateway
- FTP Username/Password
- Channels Report
- Totalizers Report
- External Media Report

Functions

Linearizer
- Breakpoints

RTA1
RTA2
RTA3
RTA4
- On Time
- Duration
- Weekly Enables

The Company's policy is one of continuous product improvement and the right is reserved to modify the information contained herein without notice.

© ABB 2004

Printed in UK (01.04)

ABB Limited
Howard Road, St. Neots
Cambridgeshire, PE19 8EU
UK
Tel: +44 (0)1480 475 321
Fax: +44 (0)1480 217 948

IM/SM1000–Q Issue 3

OPERATOR FUNCTIONS

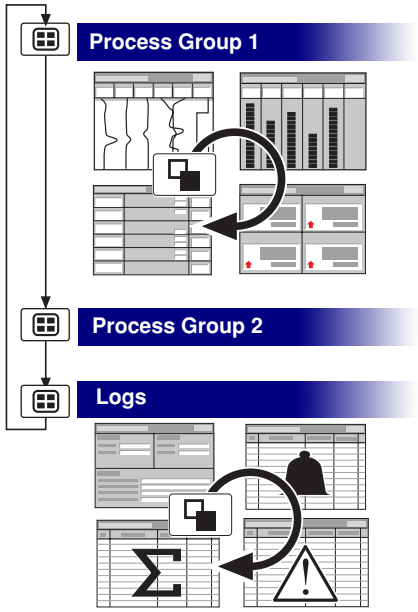

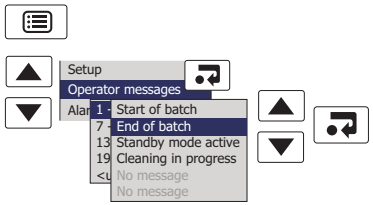

	Chart View	Bar View	Indicator View	Process View	Alarm Event Log	Totalizer Log	Audit Log
Configuration	✔	✔	✔	✔	✔	✔	✔
Set up	✔	✔	✔	✔	✔	✔	✔
Historical review	✔						
View select				✔			
Operator messages	✔	✔	✔	✔			
Chart annotation	✔						
Screen interval	✔						
Scales	✔						
Trace select	✔						
Channel select			✔				
Max/Min reset		✔		✔			
Totalizer stop/Go			✔	✔			
Totalizer reset			✔	✔			
Filter					✔	✔	
Alarm acknowledge	✔	✔	✔	✔	✔	✔	✔