

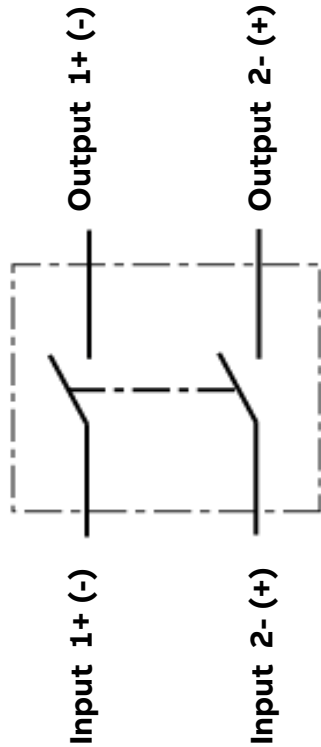


OTDC Switch-disconnector

OTDC100...250E_S, OTDC100...245U_S

Circuit 2a, 2b – Single Circuit



NOTE! Phase barriers are included in types OTDC_02/20 - installation mandatory.

