
CATALOG

FurseWELD®

Exothermic welding system



Thomas & Betts is now ABB Installation Products, but our long legacy of quality products and innovation remains the same. From connectors that help wire buildings on Earth to cable ties that help put machines in space, we continue to work every day to make, market, design and sell products that provide a smarter, safer and more reliable flow of electricity, from source to socket.

Table of contents


004–008	Overview
009	Earth points
010–019	Cable to cable
020–023	Cable to ground rod
024–026	Cable to rebar
027–043	Cable to steel surface and pipe
044–047	Cable to bar
048–053	Bar to bar
054–057	Bar to steel surface
058–059	Tools and accessories
060–062	Sure Shot® molds
063–076	Cross reference
077–083	Technical reference
084–090	Index

Exothermic welding system

The Blackburn® exothermic welding process

The Blackburn exothermic welding process is a simple, self-contained method of forming high-quality electrical connections.

- 1 Mold
- 2 Crucible
- 3 Tap hole
- 4 Weld cavity
- 5 and 6 The conductors to be joined
- 7 Steel retaining disc
- 8 Weld powder
- 9 Starting powder



The compact process requires no external power or heat source, making it completely portable. Connections are made inside a semi-permanent graphite mold using the high-temperature reaction of powdered copper oxide and aluminum.

Exothermic welding equipment is used by some of the world's most demanding customers. ABB is one of the only manufacturers that can offer exothermic welding, as well as compression and bolted connectors for grounding applications.



This is how it works

The mold (1) features a crucible (2), a tap hole (3) and a weld cavity (4). The conductors (5 and 6) to be joined are located in the weld cavity as shown, and the mold is closed. A steel retaining disc (7) is located in the bottom of the crucible to retain the weld powder (8) and starting powder (9), which are poured in on top.

Ignited with a spark gun, the starting powder sets off an exothermic reaction in the weld powder, reducing it to molten copper alloy. This instantaneously melts the retaining disc, and flows down the tap hole to the weld cavity, where it partially melts the conductors before cooling to leave a fusion weld of great mechanical and electrical integrity.



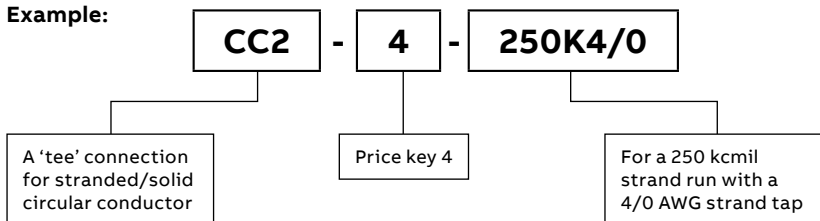
How to use this catalog

Refer to the pictorial index at the beginning of each catalog section to determine the type of connection that you wish to make. Turn to the relevant page, and study the table. There is an illustration for each connection type, and each table provides the following information:

- **The weld powder size required:** unless otherwise stated, one weld powder is required for each connection made.
- **The mold required:** the mold part number to the left shows precisely what the mold can do, and indicates its cost.
- **The handle clamp required:** handle clamps relate directly to mold price keys. For example, handle clamp hcpc4 is for use with price key 4 molds.
- **Mold price key:** this relates to the size of graphite block used to manufacture the mold, and determines its price. The simplest and smallest molds have the lowest price key numbers.
- **Sleeves required:** stranded conductors of #6 awg or less require sleeves, which prevent burning of the strands, and improve the mechanical strength of the connection.
- **Packing:** molds for connecting stranded conductors to reinforcing bar (cre type) require sealing with packing.
- **Mold sealing compound:** required when making connections to steel surfaces and pipes. Requirement is indicated by a statement at the foot of the table.

Mold part number

Example:



Exothermic welding system

The Blackburn® exothermic welding connection

The majority of Blackburn connections have at least twice the cross sectional area of the conductors being joined, and an equivalent or greater current carrying capacity.



Because the connection is a fusion of high conductivity, high copper content alloy, it will withstand repeated fault currents, and will not loosen in the way that mechanical connectors can.

Corrosion resistance is exceptional, too, due to the alloy's very high copper content (in excess of 90%).

Standards compliance

A representative range of Blackburn connections has been successfully tested in accordance with the requirements of IEEE 837-1989 – standard for qualifying permanent connections used in substation grounding.

Testing in accordance with UL and CSA. Contact ABB technical services at 888-862-3289 for listings and certificates.

- 1 Handle clamp
- 2 File card brush
- 3 Cable brush
- 4 Mold scraper
- 5 Retaining discs
- 6 Flint gun
- 7 Mold brush
- 8 Mold
- 9 Powder boxes
- 10 Cartridges

Blackburn equipment and accessories

Weld powders

Blackburn weld powders are contained in plastic cartridges, and are packed in plastic boxes of 10 or 20, depending on their size. Different joints require different powder sizes, and the size relates to the powder's nominal weight in grams.

The weld powder packaging also contains retaining discs and starting powder. The retaining discs are contained in a separate bag within the box. The starting powder is compacted into the bottom of the cartridge, underneath the weld powder, and is released by tapping the cartridge base firmly.

Blackburn weld powders are suitable for making connections from copper to copper and from copper to steel.

Molds

Blackburn graphite molds are dedicated to producing one type of connection. With care, they should be capable of producing up to 75 connections each. Mold size and complexity varies, and is denoted by a price key, from one upwards.

Each mold carries a tag which gives the mold part number, the weld powder size for use with the mold and the conductor sizes for which it is intended.

Handle clamps

Handle clamps provide a means of both handling the mold, and also of clamping the mold halves together (or of clamping the mold to the surface to which a connection is to be made).

Standard tools


A flint gun is required to start the reaction. Cleaning tools for conductors, surfaces and molds include:

Cable brush – For cleaning cables and other circular conductors such as rods.

Mold scraper – For removing slag from the mold crucible, after firing.

Mold brush – For final mold cleaning.

File card brush – For cleaning conductors and surfaces.



Exothermic welding system

How to make a Blackburn® exothermic connection

— 01 Position the clean conductors in the mold after making sure the mold is dry, by pre-heating or making a test joint.


— 02 Place the metal retaining disc in the bottom of the mold crucible.

— 03 Pour the powder into the crucible, spreading some starting powder onto the mold edge.


— 04 Close the lid, and ignite with the flint gun from the side, firing the spark onto the starting powder.

— 05 The reaction takes place safely inside the mold.


— 06 Once the joint is finished, the mold should be cleaned using a mold scraper and brush ready for the next joint.



01



02



03



04



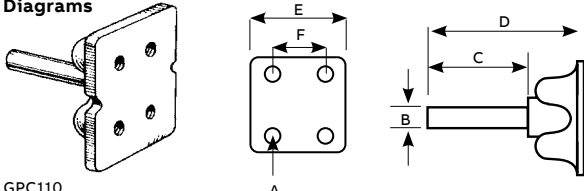
05



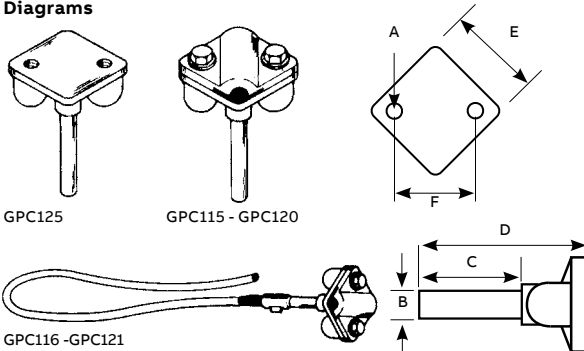
06

Exothermic welding system

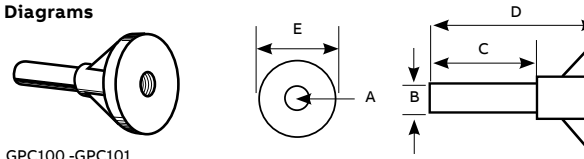
Four-hole earth points

Diagrams	Cat. no.	Hole size (in.)	A	B	C	D	E	F
			dia. (in.)	(in.)	(in.)	(in.)	(in.)	(in.)
 <p>GPC110</p>	GPC110	4 x 5/16 UNC x 9/16	27/64	2	3	2 1/2	1 13/32	
	GPC111	As GPC110, with a pre-welded 20" long tail of 2/0 AWG PVC-insulated cable.						

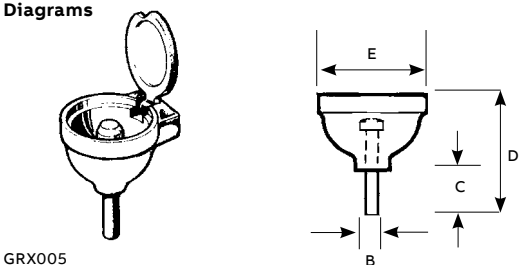
Two-hole earth points

Diagrams	Cat. no.	Conductor type	B	C	D	E	F	
			dia. (in.)	(in.)	(in.)	(in.)	(in.)	
 <p>GPC125</p> <p>GPC115 - GPC120</p> <p>GPC116 - GPC121</p>	Complete with front plate							
	GPC115	1" x 1/8" Tape or 2/0 AWG cable	27/64	2	3 1/8	2 3/16	1 3/4	
	GPC116	As GPC115, with a pre-welded 20" long tail of 2/0 AWG PVC-insulated cable.						
	GPC120	1" x 1/8" Tape or 5/16" dia. solid	27/64	2	3 1/8	2 3/16	1 3/4	
	GPC121	As GPC120, with a pre-welded 20" long tail of 2/0 AWG PVC-insulated cable.						
	Without front plate							
	GPC125	2 x 5/16 UNC x 1/2"	27/64	2	3 1/8	2 3/16	1 3/4	
	GPC126	As GPC125, with a pre-welded 20" long tail of 2/0 AWG PVC-insulated cable.						

One-hole earth points

Diagrams	Cat. no.	Hole size (in.)	A	B	C	D	E	
			dia. (in.)	(in.)	(in.)	(in.)	(in.)	
 <p>GPC100 - GPC101</p>	GPC100	1 x 5/16 UNC x 5/8	27/64	2 3/16	3 1/8	1 3/8		
	GPC101	1 x 3/8 UNC x 5/8	27/64	2 3/16	3 1/8	1 3/8		
	GPC105	As GPC100, with a pre-welded 20" long tail of 2/0 AWG PVC-insulated cable.						
	GPC106	As GPC101, with a pre-welded 20" long tail of 2/0 AWG PVC-insulated cable.						

Static earth receptacle

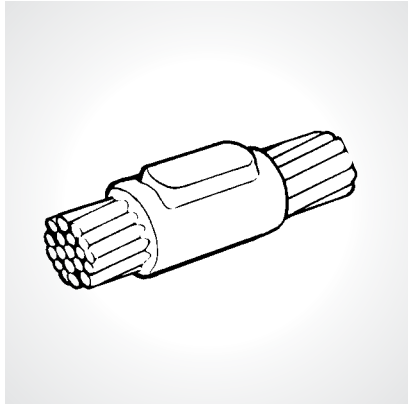
Diagrams	Cat. no.	B	C	D	E
		dia. (in.)	(in.)	(in.)	(in.)
 <p>GRX005</p>	GRX005	27/64	1 1/2	3 3/8	2 11/16

Exothermic welding system

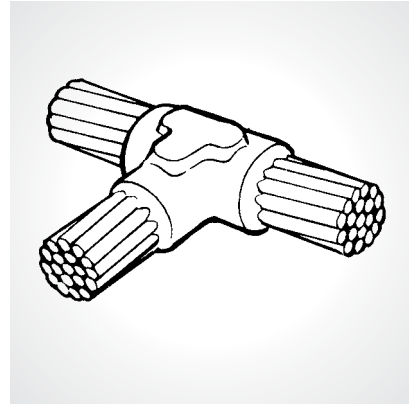
Cable to cable quick reference

- 01 CC1
See page 11
- 02 CC2
See page 12
- 03 CC4
See page 14
- 04 CC6
See page 16
- 05 CC7
See page 17
- 06 CC11
See page 19

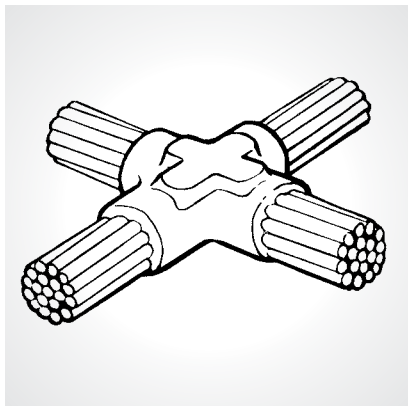
Below represents our standard range. Other types can be produced to order.



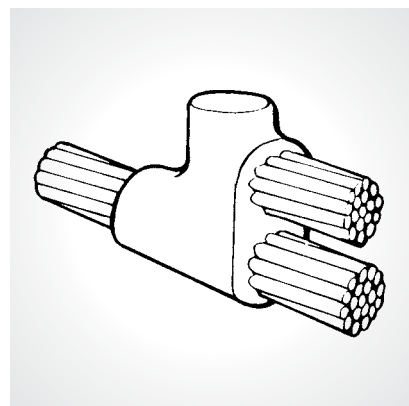
—
01



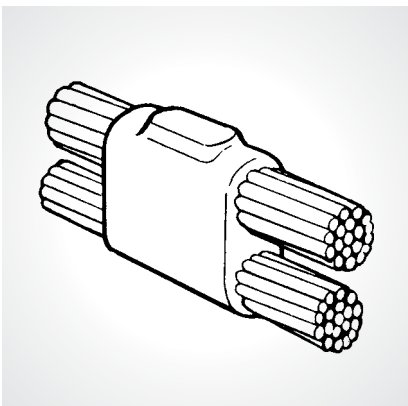
—
02



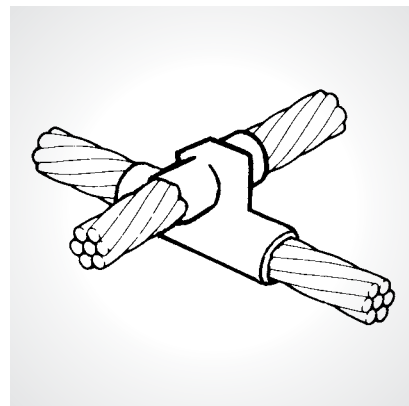
—
03



—
04



—
05



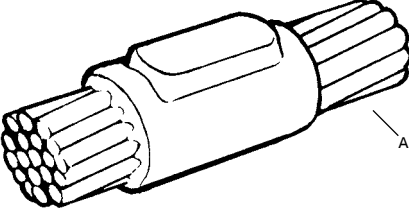
—
06

Exothermic welding system

CC1 cable to cable

- Stranded conductor
- Solid circular conductor

CC1 cable to cable

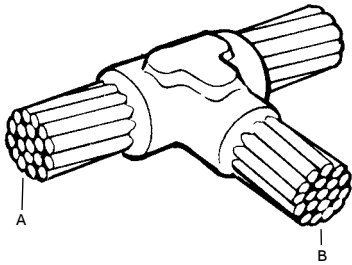
	Cat. no.	Wire size (A) AWG or kcmil	Welding powder size	Handle clamp type	Sleeve	Std. ctn.
	CC1-3-#3	3	32BKB	HCPK3	-	1
	CC1-3-#2	2	32BKB	HCPK3	-	1
	CC1-3-#2S	2 solid	32BKB	HCPK3	-	1
	CC1-3-#1	1	32BKB	HCPK3	-	1
	CC1-3-#1S	1 solid	32BKB	HCPK3	-	1
	CC1-4-1/0	1/0	45BKB	HCPK4	-	1
	CC1-4-1/0S	1/0 solid	45BKB	HCPK4	-	1
	CC1-4-2/0	2/0	65BKB	HCPK4	-	1
	CC1-4-3/0	3/0	90BKB	HCPK4	-	1
	CC1-4-4/0	4/0	90BKB	HCPK4	-	1
	CC1-4-4/0S	4/0 solid	90BKB	HCPK4	-	1
	CC1-4-250K	250	115BKB	HCPK4	-	1
	CC1-4-300K	300	115BKB	HCPK4	-	1
	CC1-4-350K	350	150BKB	HCPK4	-	1
	CC1-4-500K	500	200BKB	HCPK4	-	1
	CC1-5-750K	750	2 x 150BKB	HCPK5	-	1
	CC1-5-1000K	1000	2 x 200BKB	HCPK5	-	1

Exothermic welding system

CC2 cable to cable

- Stranded conductor
- Solid circular conductor

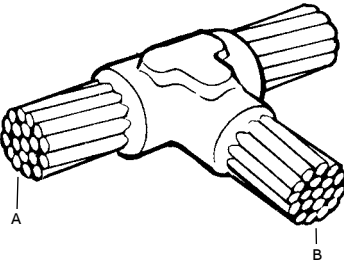
CC2 cable to cable

Diagram	Cat. no.	Wire size (A) AWG or kcmil	Wire size (B) AWG or kcmil	Welding powder size	Handle clamp type	Sleeve	Std. ctn.
	CC2-4-#4#4	4	4	32BKB	HCPK4	-	1
	CC2-4-#2S#2	2 solid	2	45BKB	HCPK4	-	1
	CC2-4-#2S#2S		2 solid	45BKB	HCPK4	-	1
	CC2-4-#2S#4		4	45BKB	HCPK4	-	1
	CC2-4-#2#2	2	2	45BKB	HCPK4	-	1
	CC2-4-#2#2S		2 solid	45BKB	HCPK4	-	1
	CC2-4-#2#4		4	45BKB	HCPK4	-	1
	CC2-4-#1#1	1	1	45BKB	HCPK4	-	1
	CC2-4-#1#2		2	45BKB	HCPK4	-	1
	CC2-4-#1#2S		2 solid	45BKB	HCPK4	-	1
	CC2-4-#1#4		4	45BKB	HCPK4	-	1
	CC2-4-1/0#1/0	1/0	1/0	90BKB	HCPK4	-	1
	CC2-4-1/0#1		1	45BKB	HCPK4	-	1
	CC2-4-1/0#2		2	45BKB	HCPK4	-	1
	CC2-4-1/0#2S		2 solid	45BKB	HCPK4	-	1
	CC2-4-1/0#4		4	45BKB	HCPK4	-	1
	CC2-4-2/0#2/0	2/0	2/0	90BKB	HCPK4	-	1
	CC2-4-2/0#1/0		1/0	90BKB	HCPK4	-	1
	CC2-4-2/0#1		1	45BKB	HCPK4	-	1
	CC2-4-2/0#2		2	45BKB	HCPK4	-	1
	CC2-4-2/0#2S		2 solid	45BKB	HCPK4	-	1
	CC2-4-2/0#4		4	45BKB	HCPK4	-	1
	CC2-4-3/0#3/0	3/0	3/0	115BKB	HCPK4	-	1
	CC2-4-3/0#2/0		2/0	90BKB	HCPK4	-	1
	CC2-4-3/0#1/0		1/0	90BKB	HCPK4	-	1
	CC2-4-3/0#1		1	45BKB	HCPK4	-	1
	CC2-4-3/0#2		2	45BKB	HCPK4	-	1
	CC2-4-3/0#2S		2 solid	45BKB	HCPK4	-	1
	CC2-4-3/0#4		4	45BKB	HCPK4	-	1
	CC2-4-4/0#4/0	4/0	4/0	150BKB	HCPK4	-	1
	CC2-4-4/0#3/0		3/0	115BKB	HCPK4	-	1
	CC2-4-4/0#2/0		2/0	90BKB	HCPK4	-	1
	CC2-4-4/0#1/0		1/0	90BKB	HCPK4	-	1
	CC2-4-4/0#1		1	90BKB	HCPK4	-	1
	CC2-4-4/0#2		2	90BKB	HCPK4	-	1
	CC2-4-4/0#2S		2 solid	90BKB	HCPK4	-	1
	CC2-4-4/0#4		4	90BKB	HCPK4	-	1
	CC2-4-250K#250K	250	250	150BKB	HCPK4	-	1
	CC2-4-250K#4/0		4/0	150BKB	HCPK4	-	1
	CC2-4-250K#3/0		3/0	150BKB	HCPK4	-	1
	CC2-4-250K#2/0		2/0	90BKB	HCPK4	-	1
	CC2-4-250K#1/0		1/0	90BKB	HCPK4	-	1
	CC2-4-250K#1		1	90BKB	HCPK4	-	1
	CC2-4-250K#2		2	90BKB	HCPK4	-	1
CC2-4-250K#2S		2 solid	90BKB	HCPK4	-	1	
CC2-4-250K#4		4	90BKB	HCPK4	-	1	

Exothermic welding system

CC2 cable to cable (continued)

CC2 cable to cable

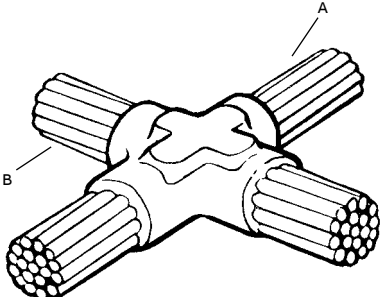
Diagram	Cat. no.	Wire size (A) AWG or kcmil	Wire size (B) AWG or kcmil	Welding powder size	Handle clamp type	Sleeve	Std. ctn.
	CC2-4-300K300K	300	300	200BKB	HCPK4	-	1
	CC2-4-300K250K		250	150BKB	HCPK4	-	1
	CC2-4-300K4/0		4/0	150BKB	HCPK4	-	1
	CC2-4-300K3/0		3/0	150BKB	HCPK4	-	1
	CC2-4-300K2/0		2/0	90BKB	HCPK4	-	1
	CC2-4-300K1/0		1/0	90BKB	HCPK4	-	1
	CC2-4-300K#1		1	90BKB	HCPK4	-	1
	CC2-4-300K#2		2	90BKB	HCPK4	-	1
	CC2-4-300K#2S		2 solid	90BKB	HCPK4	-	1
	CC2-4-300K#4		4	90BKB	HCPK4	-	1
	CC2-4-350K350K	350	350	200BKB	HCPK4	-	1
	CC2-4-350K300K		300	200BKB	HCPK4	-	1
	CC2-4-350K250K		250	200BKB	HCPK4	-	1
	CC2-4-350K4/0		4/0	150BKB	HCPK4	-	1
	CC2-4-350K3/0		3/0	150BKB	HCPK4	-	1
	CC2-4-350K2/0		2/0	90BKB	HCPK4	-	1
	CC2-4-350K1/0		1/0	90BKB	HCPK4	-	1
	CC2-4-350K#1		1	90BKB	HCPK4	-	1
	CC2-4-350K#2		2	90BKB	HCPK4	-	1
	CC2-4-350K#4		4	90BKB	HCPK4	-	1
	CC2-4-500K500K	500	500	2 X 150BKB	HCPK4	-	1
	CC2-4-500K350K		350	200BKB	HCPK4	-	1
	CC2-4-500K300K		300	200BKB	HCPK4	-	1
	CC2-4-500K250K		250	200BKB	HCPK4	-	1
	CC2-4-500K4/0		4/0	150BKB	HCPK4	-	1
	CC2-4-500K2/0		2/0	90BKB	HCPK4	-	1
	CC2-4-500K1/0		1/0	90BKB	HCPK4	-	1
	CC2-4-500K#1		1	90BKB	HCPK4	-	1
	CC2-4-500K#2		2	90BKB	HCPK4	-	1
	CC2-4-500K#4		4	90BKB	HCPK4	-	1
	CC2-5-750K750K	750	750	2 X 250BKB	HCPK5	-	1
	CC2-5-750K500K		500	2 X 200BKB	HCPK5	-	1
	CC2-4-750K350K		350	250BKB	HCPK4	-	1
	CC2-4-750K300K		300	200BKB	HCPK4	-	1
	CC2-4-750K250K		250	200BKB	HCPK4	-	1
	CC2-4-750K4/0		4/0	150BKB	HCPK4	-	1
	CC2-4-750K2/0		2/0	150BKB	HCPK4	-	1
	CC2-4-750K1/0		1/0	150BKB	HCPK4	-	1
	CC2-5-1000K1000K	1000	1000	2 X 250BKB	HCPK5	-	1
	CC2-5-1000K750K		750	2 X 250BKB	HCPK5	-	1
	CC2-5-1000K500K		500	2 X 200BKB	HCPK5	-	1
	CC2-4-1000K350K		350	250BKB	HCPK4	-	1
	CC2-4-1000K300K		300	200BKB	HCPK4	-	1
	CC2-4-1000K250K		250	200BKB	HCPK4	-	1
CC2-4-1000K4/0		4/0	150BKB	HCPK4	-	1	
CC2-4-1000K2/0		2/0	150BKB	HCPK4	-	1	
CC2-4-1000K1/0		1/0	150BKB	HCPK4	-	1	

Exothermic welding system

CC4 cable to cable

- Stranded conductor
- Solid circular conductor

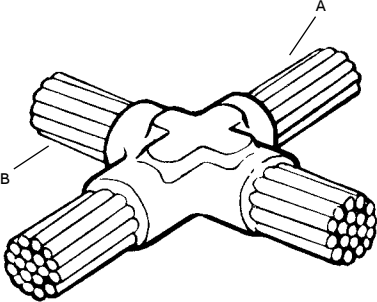
CC4 cable to cable

Diagram	Cat. no.	Wire size (A) AWG or kcmil	Wire size (B) AWG or kcmil	Welding powder size	Handle clamp type	Sleeve	Std. ctn.
	CC4-4-#4#4	4	4	45BKB	HCPK4	-	1
	CC4-4-#2#2	2	2	65BKB	HCPK4	-	1
	CC4-4-#2#4		4	65BKB	HCPK4	-	1
	CC4-4-#2S#2S	2 solid	2 solid	65BKB	HCPK4	-	1
	CC4-4-#1#1	1	1	65BKB	HCPK4	-	1
	CC4-4-#1#2		2	65BKB	HCPK4	-	1
	CC4-4-#1#4		4	65BKB	HCPK4	-	1
	CC4-4-1/01/0	1/0	1/0	90BKB	HCPK4	-	1
	CC4-4-1/0#1		1	90BKB	HCPK4	-	1
	CC4-4-1/0#2		2	90BKB	HCPK4	-	1
	CC4-4-1/0#4		4	90BKB	HCPK4	-	1
	CC4-4-2/02/0	2/0	2/0	115BKB	HCPK4	-	1
	CC4-4-2/0#1		1	115BKB	HCPK4	-	1
	CC4-4-2/0#2		2	115BKB	HCPK4	-	1
	CC4-4-3/03/0	3/0	3/0	115BKB	HCPK4	-	1
	CC4-4-3/02/0		2/0	150BKB	HCPK4	-	1
	CC4-4-3/01/0		1/0	115BKB	HCPK4	-	1
	CC4-4-3/0#1		1	115BKB	HCPK4	-	1
	CC4-4-3/0#2		2	115BKB	HCPK4	-	1
	CC4-4-4/04/0	4/0	4/0	200BKB	HCPK4	-	1
	CC4-4-4/03/0		3/0	200BKB	HCPK4	-	1
	CC4-4-4/02/0		2/0	150BKB	HCPK4	-	1
	CC4-4-4/01/0		1/0	150BKB	HCPK4	-	1
	CC4-4-4/0#1		1	115BKB	HCPK4	-	1
	CC4-4-4/0#2		2	115BKB	HCPK4	-	1
	CC4-4-250K250K	250	250	200BKB	HCPK4	-	1
	CC4-4-250K4/0		4/0	200BKB	HCPK4	-	1
	CC4-4-250K3/0		3/0	200BKB	HCPK4	-	1
	CC4-4-250K2/0		2/0	150BKB	HCPK4	-	1
	CC4-4-250K1/0		1/0	150BKB	HCPK4	-	1
	CC4-4-250K#1		1	115BKB	HCPK4	-	1
	CC4-4-250K#2		2	115BKB	HCPK4	-	1

Exothermic welding system

CC4 cable to cable (continued)

CC4 cable to cable

Diagram	Cat. no.	Wire size (A) AWG or kcmil	Wire size (B) AWG or kcmil	Welding powder size	Handle clamp type	Sleeve	Std. ctn.
	CC4-4-300K300K	300	300	250BKB	HCPK4	–	1
	CC4-4-300K250K		250	250BKB	HCPK4	–	1
	CC4-4-300K4/0		4/0	200BKB	HCPK4	–	1
	CC4-4-300K3/0		3/0	200BKB	HCPK4	–	1
	CC4-4-300K2/0		2/0	150BKB	HCPK4	–	1
	CC4-4-300K1/0		1/0	150BKB	HCPK4	–	1
	CC4-4300K#1		1	115BKB	HCPK4	–	1
	CC4-4-300K#2		2	115BKB	HCPK4	–	1
	CC4-4-350K350K	350	350	250BKB	HCPK4	–	1
	CC4-4-350K300K		300	250BKB	HCPK4	–	1
	CC4-4-4350K250K		250	250BKB	HCPK4	–	1
	CC4-4-350K4/0		4/0	200BKB	HCPK4	–	1
	CC4-4-350K3/0		3/0	200BKB	HCPK4	–	1
	CC4-350K2/0		2/0	200BKB	HCPK4	–	1
	CC4-4-350K1/0		1/0	200BKB	HCPK4	–	1
	CC4-4-350K#1		1	150BKB	HCPK4	–	1
	CC4-4-350K#2		2	150BKB	HCPK4	–	1
	CC4-5-500K500K	500	500	2 x 250BKB	HCPK5	–	1
	CC4-5-500K350K		350	2 x 200BKB	HCPK5	–	1
	CC4-5-500K300K		300	2 x 200BKB	HCPK5	–	1
	CC4-5-500K250K		250	2 x 150BKB	HCPK5	–	1
	CC4-5-500K4/0		4/0	2 x 150BKB	HCPK5	–	1
	CC4-5-500K3/0		3/0	2 x 150BKB	HCPK5	–	1
	CC4-4-500K2/0		2/0	250BKB	HCPK4	–	1
	CC4-4-500K1/0		1/0	250BKB	HCPK4	–	1

Exothermic welding system

CC6 cable to cable

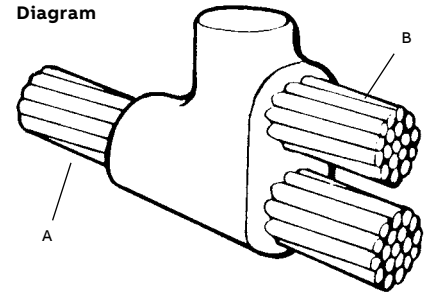
CC6 cable to cable

Cat. no.	Wire size (A) AWG or kcmil	Wire size (B) AWG or kcmil	Welding powder size	Handle clamp type	Sleeve	Std. ctn.
CC6-4-#4#4	4	4	45BKB	HCPK4	-	1
CC6-4-#2#2	2	2	65BKB	HCPK4	-	1
CC6-4-#2#4		4	65BKB	HCPK4	-	1
CC6-4-#2S#2S	2 solid	2 solid	65BKB	HCPK4	-	1
CC6-4-#1#1	1	1	65BKB	HCPK4	-	1
CC6-4-#1#2		2	65BKB	HCPK4	-	1
CC6-4-#1#4		4	65BKB	HCPK4	-	1
CC6-4-1/01/0	1/0	1/0	90BKB	HCPK4	-	1
CC6-4-1/0#1		1	90BKB	HCPK4	-	1
CC6-4-1/0#2		2	90BKB	HCPK4	-	1
CC6-4-1/0#4		4	90BKB	HCPK4	-	1
CC6-4-2/02/0	2/0	2/0	115BKB	HCPK4	-	1
CC6-42/01/0		1/0	115BKB	HCPK4	-	1
CC6-4-2/0#1		1	115BKB	HCPK4	-	1
CC6-4-2/0#2		2	115BKB	HCPK4	-	1
CC6-4-3/03/0	3/0	3/0	115BKB	HCPK4	-	1
CC6-4-3/02/0		2/0	150BKB	HCPK4	-	1
CC6-4-3/01/0		1/0	115BKB	HCPK4	-	1
CC6-4-3/0#1		1	115BKB	HCPK4	-	1
CC6-4-3/0#2		2	115BKB	HCPK4	-	1
CC6-4-4/04/0	4/0	4/0	200BKB	HCPK4	-	1
CC6-4-4/03/0		3/0	200BKB	HCPK4	-	1
CC6-4-4/02/0		2/0	150BKB	HCPK4	-	1
CC6-4-4/01/0		1/0	150BKB	HCPK4	-	1
CC6-4-4/0#1		1	115BKB	HCPK4	-	1
CC6-4-4/0#2		2	115BKB	HCPK4	-	1

- Stranded conductor
- Solid circular conductor

Cat. no.	Wire size (A) AWG or kcmil	Wire size (B) AWG or kcmil	Welding powder size	Handle clamp type	Sleeve	Std. ctn.
CC6-4-250K250K	250	250	200BKB	HCPK4	-	1
CC6-4-250K4/0		4/0	200BKB	HCPK4	-	1
CC6-4-250K3/0		3/0	200BKB	HCPK4	-	1
CC6-4-250K2/0		2/0	150BKB	HCPK4	-	1
CC6-4-250K1/0		1/0	150BKB	HCPK4	-	1
CC6-4-250K#1		1	115BKB	HCPK4	-	1
CC6-4-250K#2		2	115BKB	HCPK4	-	1
CC6-4-300K300K	300	300	250BKB	HCPK4	-	1
CC6-4-300K250K		250	250BKB	HCPK4	-	1
CC6-4-300K4/0		4/0	200BKB	HCPK4	-	1
CC6-4-300K3/0		3/0	200BKB	HCPK4	-	1
CC6-4-300K2/0		2/0	150BKB	HCPK4	-	1
CC6-4-300K1/0		1/0	150BKB	HCPK4	-	1
CC6-4300K#1		1	115BKB	HCPK4	-	1
CC6-4-300K#2		2	115BKB	HCPK4	-	1
CC6-4-350K350K	350	350	250BKB	HCPK4	-	1
CC6-4-350K300K		300	250BKB	HCPK4	-	1
CC6-4-4350K250K		250	250BKB	HCPK4	-	1
CC6-4-350K4/0		4/0	200BKB	HCPK4	-	1
CC6-4-350K3/0		3/0	200BKB	HCPK4	-	1
CC6-4-350K2/0		2/0	200BKB	HCPK4	-	1

Diagram



Exothermic welding system

CC7 cable to cable

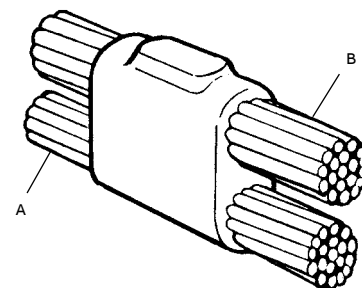
CC7 cable to cable

Cat. no.	Wire size (A) AWG or kcmil	Wire size (B) AWG or kcmil	Welding powder size	Handle clamp type	Sleeve	Std. ctn.
CC7-4-#4#4	4	4	32BKB	HCPK4	-	1
CC7-4-#4#6		6	32BKB	HCPK4	2 X sleeve #6	1
CC7-4-#4#6S		6 solid	32BKB	HCPK4	2 X sleeve #6S	1
CC7-4-#4#8		8	32BKB	HCPK4	2 X sleeve #8	1
CC7-4-#2S#2	2 solid	2	65BKB	HCPK4	-	1
CC7-4-#2S#2S		2 solid	65BKB	HCPK4	-	1
CC7-4-#2S#4		4	65BKB	HCPK4	-	1
CC7-4-#2S#6		6	45BKB	HCPK4	2 X sleeve #6	1
CC7-4-#2S#6S		6 solid	45BKB	HCPK4	2 X sleeve #6S	1
CC7-4-#2S#8		8	45BKB	HCPK4	2 X sleeve #8	1
CC7-4-#2S#8S		8 solid	45BKB	HCPK4	2 X sleeve #8S	1
CC7-4-#2#2	2	2	65BKB	HCPK4	-	1
CC7-4-#2#4		4	65BKB	HCPK4	-	1
CC7-4-#2#6		6	45BKB	HCPK4	2 X sleeve #6	1
CC7-4-#2#6S		6 solid	45BKB	HCPK4	2 X sleeve #6S	1
CC7-4-#2#8		8	45BKB	HCPK4	2 X sleeve #8	1
CC7-4-#2#8S		8 solid	45BKB	HCPK4	2 X sleeve #8S	1
CC7-4-#1S#1	1 solid	1	65BKB	HCPK4	-	1
CC7-4-#1S#2		2	65BKB	HCPK4	-	1
CC7-4-#1S#2S		2 solid	65BKB	HCPK4	-	1
CC7-4-#1S#4		4	65BKB	HCPK4	-	1
CC7-4-#1S#6		6	65BKB	HCPK4	2 X sleeve #6	1
CC7-4-#1S#6S		6 solid	65BKB	HCPK4	2 X sleeve #6S	1
CC7-4-#1S#8		8	45BKB	HCPK4	2 X sleeve #8	1
CC7-4-#1S#8S		8 solid	45BKB	HCPK4	2 X sleeve #8S	1
CC7-4-#1#1	1	1	65BKB	HCPK4	-	1
CC7-4-#1#1S		1 solid	65BKB	HCPK4	-	1
CC7-4-#1#2		2	65BKB	HCPK4	-	1
CC7-4-#1#2S		2 solid	65BKB	HCPK4	-	1
CC7-4-#1#4		4	65BKB	HCPK4	-	1
CC7-4-#1#6		6	65BKB	HCPK4	2 X sleeve #6	1
CC7-4-#1#6S		6 solid	65BKB	HCPK4	2 X sleeve #6S	1
CC7-4-#1#8		8	45BKB	HCPK4	2 X sleeve #8	1
CC7-4-#1#8S		8 solid	45BKB	HCPK4	2 X sleeve #8S	1

- Stranded conductor
- Solid circular conductor

Cat. no.	Wire size (A) AWG or kcmil	Wire size (B) AWG or kcmil	Welding powder size	Handle clamp type	Sleeve	Std. ctn.
CC7-4-1/0S1/0	1/0 solid	1/0	90BKB	HCPK4	-	1
CC7-4-1/0S1/0S		1/0 solid	90BKB	HCPK4	-	1
CC7-4-1/0S#1		1	65BKB	HCPK4	-	1
CC7-4-1/0S#1S		1 solid	65BKB	HCPK4	-	1
CC7-4-1/0S#2		2	65BKB	HCPK4	-	1
CC7-4-1/0S#2S		2 solid	65BKB	HCPK4	-	1
CC7-4-1/0S#4		4	65BKB	HCPK4	-	1
CC7-4-1/0S#6		6	65BKB	HCPK4	2 X sleeve #6	1
CC7-4-1/0S#6S		6 solid	65BKB	HCPK4	2 X sleeve #6S	1
CC7-4-1/0S#8		8	65BKB	HCPK4	2 X sleeve #8	1
CC7-4-1/0S#8S		8 solid	65BKB	HCPK4	2 X sleeve #8S	1
CC7-4-1/01/0	1/0	1/0	90BKB	HCPK4	-	1
CC7-4-1/01/0S		1/0 solid	90BKB	HCPK4	-	1
CC7-4-1/0#1		1	65BKB	HCPK4	-	1
CC7-4-1/0#1S		1 solid	65BKB	HCPK4	-	1
CC7-4-1/0#2		2	65BKB	HCPK4	-	1
CC7-4-1/0#2S		2 solid	65BKB	HCPK4	-	1
CC7-4-1/0#4		4	65BKB	HCPK4	-	1
CC7-4-1/0#6		6	65BKB	HCPK4	2 x sleeve #6	1
CC7-4-1/0#6S		6 solid	65BKB	HCPK4	2 x sleeve #6S	1
CC7-4-1/0#8		8	65BKB	HCPK4	2 x sleeve #8	1

Diagram



Exothermic welding system

CC7 cable to cable (continued)

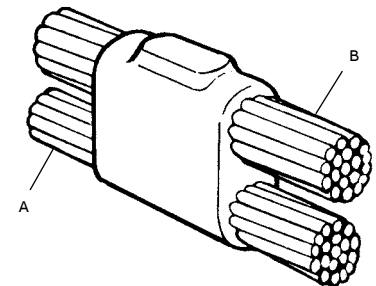
CC7 cable to cable

Cat. no.	Wire size (A) AWG or kcmil	Wire size (B) AWG or kcmil	Welding powder size	Handle clamp type	Sleeve	Std. ctn.
CC7-4-1/0#8S	1/0	8 solid	65BKB	HCPK4	2 X sleeve #8S	1
CC7-4-2/02/0	2/0	2/0	115BKB	HCPK4	-	1
CC7-4-2/01/0		1/0	115BKB	HCPK4	-	1
CC7-4-2/01/0S		1/0 solid	115BKB	HCPK4	-	1
CC7-4-2/0#1		1	90BKB	HCPK4	-	1
CC7-4-2/0#1S		1 solid	90BKB	HCPK4	-	1
CC7-4-2/0#2		2	90BKB	HCPK4	-	1
CC7-4-2/0#4		4	90BKB	HCPK4	-	1
CC7-4-2/0#6		6	90BKB	HCPK4	2 X sleeve #6	1
CC7-4-2/0#6S		6 solid	90BKB	HCPK4	2 X sleeve #6S	1
CC7-4-2/0#8		8	65BKB	HCPK4	2 X sleeve #8	1
CC7-4-2/0#8S		8 solid	65BKB	HCPK4	2 X sleeve #8S	1
CC7-4-3/03/0	3/0	3/0	150BKB	HCPK4	-	1
CC7-4-3/02/0		2/0	150BKB	HCPK4	-	1
CC7-4-3/01/0		1/0	115BKB	HCPK4	-	1
CC7-4-3/01/0S		1/0 solid	115BKB	HCPK4	-	1
CC7-4-3/0#1		1	115BKB	HCPK4	-	1
CC7-4-3/0#1S		1 solid	115BKB	HCPK4	-	1
CC7-4-3/0#2		2	115BKB	HCPK4	-	1
CC7-4-3/0#2S		2 solid	115BKB	HCPK4	-	1
CC7-4-3/0#4		4	115BKB	HCPK4	-	1
CC7-4-3/0#6		6	90BKB	HCPK4	2 X sleeve #6	1
CC7-4-3/0#6S		6 solid	90BKB	HCPK4	2 X sleeve #6S	1
CC7-4-3/0#8		8	90BKB	HCPK4	2 X sleeve #8	1
CC7-4-3/0#8S		8 solid	90BKB	HCPK4	2 X sleeve #8S	1

- Stranded conductor
- Solid circular conductor

Cat. no.	Wire size (A) AWG or kcmil	Wire size (B) AWG or kcmil	Welding powder size	Handle clamp type	Sleeve	Std. ctn.
CC7-4-4/0S4/0	4/0 solid	4/0	200BKB	HCPK4	-	1
CC7-4-4/0S4/0S		4/0 solid	200BKB	HCPK4	-	1
CC7-4-4/0S3/0		3/0	200BKB	HCPK4	-	1
CC7-4-4/0S2/0		2/0	150BKB	HCPK4	-	1
CC7-4-4/0S1/0		1/0	150BKB	HCPK4	-	1
CC7-4-4/0S1/0S		1/0 solid	150BKB	HCPK4	-	1
CC7-4-4/0S#1		1	150BKB	HCPK4	-	1
CC7-4-4/0S#1S		1 solid	150BKB	HCPK4	-	1
CC7-4-4/0S#2		2	150BKB	HCPK4	-	1
CC7-4-4/0S#2S		2 solid	150BKB	HCPK4	-	1
CC7-4-4/0S#4		4	150BKB	HCPK4	-	1
CC7-4-4/0S#6		6	90BKB	HCPK4	2 X sleeve #6	1
CC7-4-4/0S#6S		6 solid	90BKB	HCPK4	2 X sleeve #6S	1
CC7-4-4/0S#8		8	90BKB	HCPK4	2 X sleeve #8	1
CC7-4-4/0S#8S		8 solid	90BKB	HCPK4	2 X sleeve #8S	1
CC7-4-4/04/0	4/0	4/0	200BKB	HCPK4	-	1
CC7-4-4/04/0S		4/0 solid	200BKB	HCPK4	-	1
CC7-4-4/03/0		3/0	200BKB	HCPK4	-	1
CC7-4-4/02/0		2/0	150BKB	HCPK4	-	1
CC7-4-4/01/0		1/0	150BKB	HCPK4	-	1
CC7-4-4/01/0S		1/0 solid	150BKB	HCPK4	-	1
CC7-4-4/0#1		1	150BKB	HCPK4	-	1
CC7-4-4/0#1S		1 solid	150BKB	HCPK4	-	1
CC7-4-4/0#2		2	150BKB	HCPK4	-	1
CC7-4-4/0#2S		2 solid	150BKB	HCPK4	-	1
CC7-4-4/0#4		4	150BKB	HCPK4	-	1
CC7-4-4/0#6		6	90BKB	HCPK4	2 X sleeve #6	1
CC7-4-4/0#6S		6 solid	90BKB	HCPK4	2 X sleeve #6S	1
CC7-4-4/0#8		8	90BKB	HCPK4	2 X sleeve #8	1
CC7-4-4/0#8S		8 solid	90BKB	HCPK4	2 X sleeve #8S	1

Diagram



Exothermic welding system

CC11 cable to cable

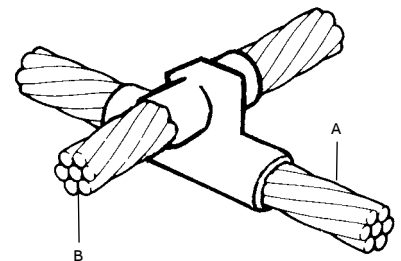
CC11 cable to cable

Cat. no.	Wire size (A) AWG or kcmil	Wire size (B) AWG or kcmil	Welding powder size	Handle clamp type	Std. Sleeve	ctn.
CC11-7-#6S#6S	6 solid	6 solid	32BKB	HCPK7	4 x sleeve #6S	1
CC11-7-#6#6	6	6	45BKB	HCPK7	4 x sleeve #6	1
CC11-7-#4#4	4	4	65BKB	HCPK7	-	1
CC11-7-#2#2	2	2	90BKB	HCPK7	-	1
CC11-7-#2#4		4	65BKB	HCPK7	-	1
CC11-7-#2S#2S	2 solid	2 solid	90BKB	HCPK7	-	1
CC11-7-#1#1	1	1	115BKB	HCPK7	-	1
CC11-7-#1#2		2	90BKB	HCPK7	-	1
CC11-7-#1#4		4	90BKB	HCPK7	-	1
CC11-7-1/01/0	1/0	1/0	150BKB	HCPK7	-	1
CC11-7-1/0#1		1	150BKB	HCPK7	-	1
CC11-7-1/0#2		2	115BKB	HCPK7	-	1
CC11-7-1/0#4		4	115BKB	HCPK7	-	1
CC11-7-2/02/0	2/0	2/0	200BKB	HCPK7	-	1
CC11-7-2/01/0		1/0	200BKB	HCPK7	-	1
CC11-7-2/0#1		1	150BKB	HCPK7	-	1
CC11-7-2/0#2		2	150BKB	HCPK7	-	1
CC11-7-3/03/0	3/0	3/0	250BKB	HCPK7	-	1
CC11-7-3/02/0		2/0	200BKB	HCPK7	-	1
CC11-7-3/01/0		1/0	200BKB	HCPK7	-	1
CC11-7-3/0#1		1	150BKB	HCPK7	-	1
CC11-7-3/0#2		2	150BKB	HCPK7	-	1
CC11-7-4/04/0	4/0	4/0	250BKB	HCPK7	-	1
CC11-7-4/03/0		3/0	250BKB	HCPK7	-	1
CC11-7-4/02/0		2/0	200BKB	HCPK7	-	1
CC11-7-4/01/0		1/0	200BKB	HCPK7	-	1
CC11-7-4/0#1		1	150BKB	HCPK7	-	1
CC11-7-4/0#2		2	150BKB	HCPK7	-	1
CC11-7-250K250K	250	250	2 x 150BKB	HCPK7	-	1
CC11-7-250K4/0		4/0	2 x 150BKB	HCPK7	-	1
CC11-7-250K3/0		3/0	2 x 150BKB	HCPK7	-	1
CC11-7-250K2/0		2/0	250BKB	HCPK7	-	1
CC11-7-250K1/0		1/0	250BKB	HCPK7	-	1
CC11-7-250K#1		1	200BKB	HCPK7	-	1
CC11-7-250K#2		2	150BKB	HCPK7	-	1

- Stranded conductor
- Solid circular conductor

Cat. no.	Wire size (A) AWG or kcmil	Wire size (B) AWG or kcmil	Welding powder size	Handle clamp type	Std. Sleeve	ctn.
CC11-8-300K300K	300	300	2 x 200BKB	HCPK8	-	1
CC11-8-300K250K		250	2 x 200BKB	HCPK8	-	1
CC11-7-300K4/0		4/0	2 x 150BKB	HCPK7	-	1
CC11-7-300K3/0		3/0	2 x 150BKB	HCPK7	-	1
CC11-7-300K2/0		2/0	250BKB	HCPK7	-	1
CC11-7-300K1/0		1/0	250BKB	HCPK7	-	1
CC11-7-300K#1		1	200BKB	HCPK7	-	1
CC11-7-300K#2		2	150BKB	HCPK7	-	1
CC11-8-350K350K	350	350	2 x 250BKB	HCPK8	-	1
CC11-8-350K300K		300	2 x 250BKB	HCPK8	-	1
CC11-8-350K250K		250	2 x 250BKB	HCPK8	-	1
CC11-8-350K4/0		4/0	2 x 200BKB	HCPK8	-	1
CC11-8-350K3/0		3/0	2 x 200BKB	HCPK8	-	1
CC11-7-350K2/0		2/0	2 x 150BKB	HCPK7	-	1
CC11-7-350K1/0		1/0	250BKB	HCPK7	-	1
CC11-7-350K#1		1	200BKB	HCPK7	-	1
CC11-7-350K#2		2	200BKB	HCPK7	-	1
CC11-8-500K500K	500	500	3 x 250BKB	HCPK8	-	1
CC11-8-500K350K		350	3 x 200BKB	HCPK8	-	1
CC11-8-500K300K		300	3 x 200BKB	HCPK8	-	1
CC11-8-500K250K		250	2 x 250BKB	HCPK8	-	1
CC11-8-500K4/0		4/0	2 x 250BKB	HCPK8	-	1
CC11-8-500K3/0		3/0	2 x 250BKB	HCPK8	-	1
CC11-8-500K2/0		2/0	2 x 200BKB	HCPK8	-	1
CC11-8-500K1/0		1/0	2 x 150BKB	HCPK8	-	1

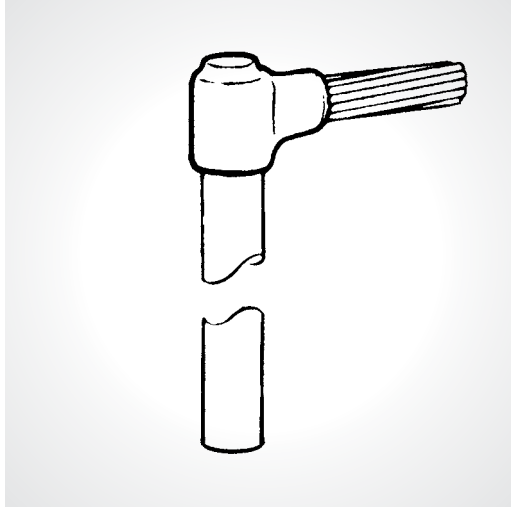
Diagram



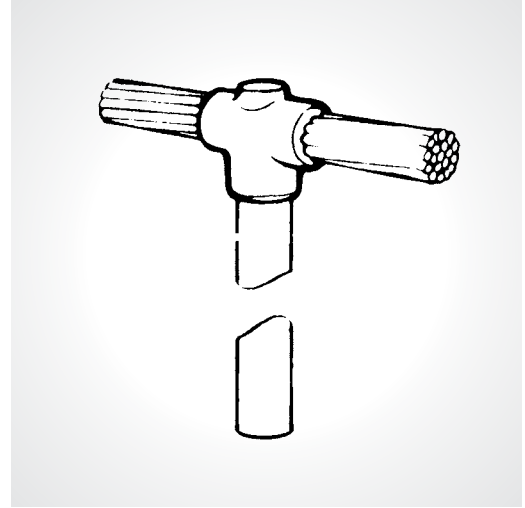
Exothermic welding system

Cable to ground rod quick reference

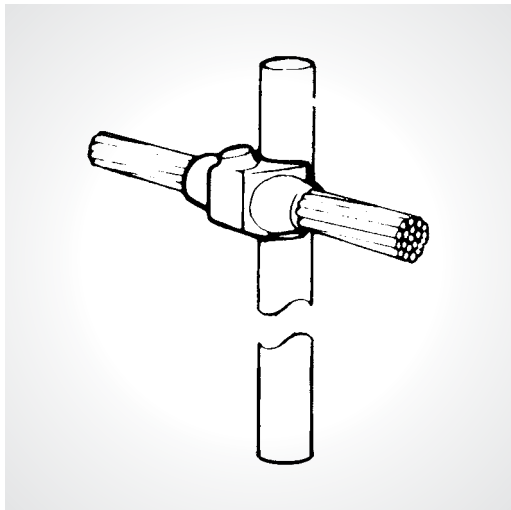
- 01 CR1
See page 21
- 02 CR2
See page 22
- 03 CR3
See page 23



— 01



— 02



— 03

Exothermic welding system

CR1 cable to ground rod

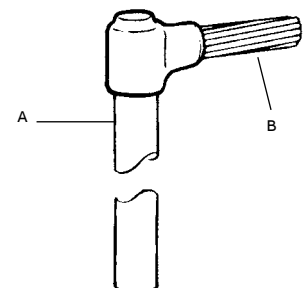
CR1 cable to ground rod

Cat. no.	Rod size (A) in.	Wire size (B) AWG or kcmil	Welding powder size	Handle clamp type	Std. Sleeve	ctn.
CR1-3-500#6	½ nominal diameter	6	65BKB	HCPK3	sleeve #6	1
CR1-3-500#6S	actual shank dia.	6 solid	65BKB	HCPK3	sleeve #6S	1
CR1-3-500#4	0.476	4	65BKB	HCPK3	-	1
CR1-3-500#4S	(Non-UL rod)	4 solid	45BKB	HCPK3	-	1
CR1-3-500#2		2	65BKB	HCPK3	-	1
CR1-3-500#2S		2 solid	65BKB	HCPK3	-	1
CR1-4-500#1		1	65BKB	HCPK4	-	1
CR1-4-5001/0		1/0	90BKB	HCPK4	-	1
CR1-4-5001/0S		1/0 solid	90BKB	HCPK4	-	1
CR1-4-5002/0		2/0	90BKB	HCPK4	-	1
CR1-4-5003/0		3/0	90BKB	HCPK4	-	1
CR1-4-5004/0		4/0	90BKB	HCPK4	-	1
CR1-4-500250K		250	90BKB	HCPK4	-	1
CR1-4-500300K		300	90BKB	HCPK4	-	1
CR1-3-500L#6	½ true diameter	6	45BKB	HCPK3	1 x sleeve #6	1
CR1-3-500L#6S	actual shank dia.	6 solid	45BKB	HCPK3	1 x sleeve #6S	1
CR1-3-500L#4	0.502 (UL rod)	4	45BKB	HCPK3	-	1
CR1-3-500L#4S		4 solid	45BKB	HCPK3	-	1
CR1-3-500L#2		2	65BKB	HCPK3	-	1
CR1-3-500L#2S		2 solid	65BKB	HCPK3	-	1
CR1-4-500L#1		1	65BKB	HCPK4	-	1
CR1-4-500L1/0		1/0	90BKB	HCPK4	-	1
CR1-4-500L1/0S		1/0 solid	90BKB	HCPK4	-	1
CR1-4-500L2/0		2/0	90BKB	HCPK4	-	1
CR1-4-500L3/0		3/0	90BKB	HCPK4	-	1
CR1-4-500L4/0		4/0	90BKB	HCPK4	-	1
CR1-4-500L250K		250	90BKB	HCPK4	-	1
CR1-4-500L300K		300	90BKB	HCPK4	-	1

- Stranded conductor
- Solid circular conductor

Cat. no.	Rod size (A) in.	Wire size (B) AWG or kcmil	Welding powder size	Handle clamp type	Std. Sleeve	ctn.
CR1-3-625#6	⅝ nominal diameter	6	65BKB	HCPK3	1 x sleeve #6	1
CR1-3-625#6S	actual shank dia.	6 solid	65BKB	HCPK3	1 x sleeve #6S	1
CR1-3-625#4	0.560	4	65BKB	HCPK3	-	1
CR1-3-625#4S		4 solid	65BKB	HCPK3	-	1
CR1-4-625#2		2	65BKB	HCPK4	-	1
CR1-4-625#2S		2 solid	65BKB	HCPK4	-	1
CR1-4-625#1		1	65BKB	HCPK4	-	1
CR1-4-6251/0		1/0	90BKB	HCPK4	-	1
CR1-4-6251/0S		1/0 solid	90BKB	HCPK4	-	1
CR1-4-6252/0		2/0	90BKB	HCPK4	-	1
CR1-4-6253/0		3/0	90BKB	HCPK4	-	1
CR1-4-6254/0		4/0	90BKB	HCPK4	-	1
CR1-4-625250K		250	90BKB	HCPK4	-	1
CR1-4-625300K		300	115BKB	HCPK4	-	1
CR1-4-625350K		350	115BKB	HCPK4	-	1
CR1-4-625500K		500	150BKB	HCPK4	-	1
CR1-3-750#6	¾ nominal diameter	6	32BKB	HCPK3	1 x sleeve #6	1
CR1-3-750#6S	actual shank dia.	6 solid	32BKB	HCPK3	1 x sleeve #6S	1
CR1-3-750#4	0.678	4	45BKB	HCPK3	-	1
CR1-3-750#4S		4 solid	45BKB	HCPK3	-	1
CR1-4-750#2		2	90BKB	HCPK4	-	1
CR1-4-750#2S		2 solid	90BKB	HCPK4	-	1
CR1-4-750#1		1	90BKB	HCPK4	-	1
CR1-4-7501/0		1/0	90BKB	HCPK4	-	1
CR1-4-7501/0S		1/0 solid	90BKB	HCPK4	-	1
CR1-4-7502/0		2/0	90BKB	HCPK4	-	1
CR1-4-7503/0		3/0	90BKB	HCPK4	-	1
CR1-4-7504/0		4/0	90BKB	HCPK4	-	1
CR1-4-750250K		250	90BKB	HCPK4	-	1
CR1-4-750300K		300	115BKB	HCPK4	-	1
CR1-4-750350K		350	115BKB	HCPK4	-	1
CR1-4-750500K		500	150BKB	HCPK4	-	1

Diagram



For connections to threaded rods, remove top threaded section.

Exothermic welding system

CR2 cable to ground rod

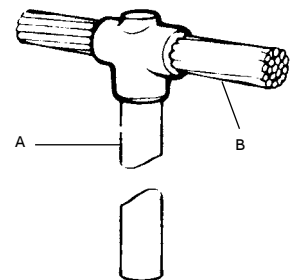
CR2 cable to ground rod

Cat. no.	Rod size (A) in.	Wire size (B) AWG or kcmil	Welding powder size	Handle clamp type	Sleeve	Std. ctn.
CR2-3-500#6	½ nominal diameter	6	65BKB	HCPK3	Sleeve #6	1
CR2-3-500#6S	actual shank dia. 0.476 (Non-UL [†] rod)	6 solid	65BKB	HCPK3	Sleeve #6S	1
CR2-3-500#4		4	65BKB	HCPK3	–	1
CR2-3-500#4S		4 solid	65BKB	HCPK3	–	1
CR2-4-500#2		2	90BKB	HCPK3	–	1
CR2-4-500#2S		2 solid	90BKB	HCPK3	–	1
CR2-4-500#1		1	90BKB	HCPK4	–	1
CR2-4-5001/0		1/0	90BKB	HCPK4	–	1
CR2-4-5001/0S		1/0 solid	90BKB	HCPK4	–	1
CR2-4-5002/0		2/0	90BKB	HCPK4	–	1
CR2-4-5003/0		3/0	115BKB	HCPK4	–	1
CR2-4-5004/0		4/0	115BKB	HCPK4	–	1
CR2-4-500250K		250	150BKB	HCPK4	–	1
CR2-4-500300K		300	200BKB	HCPK4	–	1
CR2-3-500L#6	½ true diameter	6	65BKB	HCPK3	Sleeve #6	1
CR2-3-500L#6S	actual shank dia. 0.502 (UL rod)	6 solid	65BKB	HCPK3	Sleeve #6S	1
CR2-3-500L#4		4	65BKB	HCPK3	–	1
CR2-3-500L#4S		4 solid	65BKB	HCPK3	–	1
CR2-4-500L#2		2	90BKB	HCPK3	–	1
CR2-4-500L#2S		2 solid	90BKB	HCPK3	–	1
CR2-4-500L#1		1	90BKB	HCPK4	–	1
CR2-4-500L1/0		1/0	90BKB	HCPK4	–	1
CR2-4-500L1/0S		1/0 solid	90BKB	HCPK4	–	1
CR2-4-500L2/0		2/0	90BKB	HCPK4	–	1
CR2-4-500L3/0		3/0	115BKB	HCPK4	–	1
CR2-4-500L4/0		4/0	115BKB	HCPK4	–	1
CR2-4-500L250K		250	150BKB	HCPK4	–	1
CR2-4-500L300K		300	200BKB	HCPK4	–	1

- Stranded conductor
- Solid circular conductor

Cat. no.	Rod size (A) in.	Wire size (B) AWG or kcmil	Welding powder size	Handle clamp type	Sleeve	Std. ctn.
CR2-3-625#6	¾ nominal diameter	6	32BKB	HCPK3	Sleeve #6	1
CR2-3-625#6S	actual shank dia. 0.560	6 solid	32BKB	HCPK3	Sleeve #6S	1
CR2-3-625#4		4	32BKB	HCPK3	–	1
CR2-3-625#4S		4 solid	32BKB	HCPK3	–	1
CR2-4-625#2		2	90BKB	HCPK4	–	1
CR2-4-625#2S		2 solid	90BKB	HCPK4	–	1
CR2-4-625#1		1	90BKB	HCPK4	–	1
CR2-4-6251/0		1/0	90BKB	HCPK4	–	1
CR2-4-6251/0S		1/0 solid	115BKB	HCPK4	–	1
CR2-4-6252/0		2/0	115BKB	HCPK4	–	1
CR2-4-6253/0		3/0	115BKB	HCPK4	–	1
CR2-4-6254/0		4/0	115BKB	HCPK4	–	1
CR2-4-625250K		250	150BKB	HCPK4	–	1
CR2-4-625300K		300	200BKB	HCPK4	–	1
CR2-4-625350K		350	200BKB	HCPK4	–	1
CR2-4-625500K		500	250BKB	HCPK4	–	1
CR2-3-750#6	¾ nominal diameter	6	65BKB	HCPK3	Sleeve #6	1
CR2-3-750#6S	actual shank dia. 0.678	6 solid	65BKB	HCPK3	Sleeve #6S	1
CR2-3-750#4		4	65BKB	HCPK3	–	1
CR2-3-750#4S		4 solid	65BKB	HCPK3	–	1
CR2-4-750#2		2	90BKB	HCPK4	–	1
CR2-4-750#2S		2 solid	90BKB	HCPK4	–	1
CR2-4-750#1		1	90BKB	HCPK4	–	1
CR2-4-7501/0		1/0	115BKB	HCPK4	–	1
CR2-4-7501/0S		1/0 solid	115BKB	HCPK4	–	1
CR2-4-7502/0		2/0	115BKB	HCPK4	–	1
CR2-4-7503/0		3/0	115BKB	HCPK4	–	1
CR2-4-7504/0		4/0	115BKB	HCPK4	–	1
CR2-4-750250K		250	150BKB	HCPK4	–	1
CR2-4-750300K		300	200BKB	HCPK4	–	1
CR2-4-750350K		350	200BKB	HCPK4	–	1
CR2-4-750500K		500	250BKB	HCPK4	–	1

Diagram



For connections to threaded rods, remove top threaded section.

Exothermic welding system

CR3 cable to ground rod

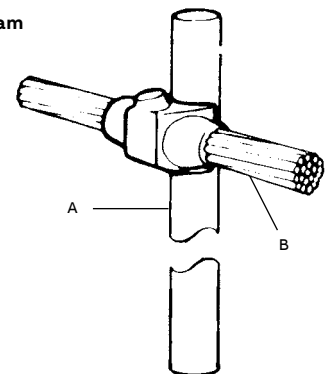
CR3 cable to ground rod

Cat. no.	Rod size (A) in.	Wire size (B) AWG or kcmil	Welding powder size	Handle clamp type	Sleeve	Std. ctn.
CR3-9-5001/0	½ nominal diameter	1/0	115BKB	HCPK4 and frame 1	-	1
CR3-9-5001/0S	actual shank dia. 0.476 (Non-UL [®] rod)	1/0 solid	115BKB	HCPK4 and frame 1	-	1
CR3-9-5002/0		2/0	115BKB	HCPK4 and frame 1	-	1
CR3-9-5003/0		3/0	150BKB	HCPK4 and frame 1	-	1
CR3-9-5004/0		4/0	150BKB	HCPK4 and frame 1	-	1
CR3-9-500250K		250	150BKB	HCPK4 and frame 1	-	1
CR3-9-500300K		300	200BKB	HCPK4 and frame 1	-	1
CR3-9-500L1/0	½ nominal diameter	1/0	115BKB	HCPK4 and frame 1	-	1
CR3-9-500L1/0S	actual shank dia. 0.502 (UL rod)	1/0 solid	115BKB	HCPK4 and frame 1	-	1
CR3-9-500L2/0		2/0	115BKB	HCPK4 and frame 1	-	1
CR3-9-500L3/0		3/0	150BKB	HCPK4 and frame 1	-	1
CR3-9-500L4/0		4/0	150BKB	HCPK4 and frame 1	-	1
CR3-9-500L250K		250	150BKB	HCPK4 and frame 1	-	1
CR3-9-500300K		300	200BKB	HCPK4 and frame 1	-	1

- Stranded conductor
- Solid circular conductor

Cat. no.	Rod size (A) in.	Wire size (B) AWG or kcmil	Welding powder size	Handle clamp type	Sleeve	Std. ctn.
CR3-9-6251/0	¾ nominal diameter	1/0	115BKB	HCPK4 and frame 1	-	1
CR3-9-6251/0S	actual shank dia. 0.560	1/0 solid	115BKB	HCPK4 and frame 1	-	1
CR3-9-6252/0		2/0	115BKB	HCPK4 and frame 1	-	1
CR3-9-6253/0		3/0	150BKB	HCPK4 and frame 1	-	1
CR3-9-6254/0		4/0	150BKB	HCPK4 and frame 1	-	1
CR3-9-625250K		250	150BKB	HCPK4 and frame 1	-	1
CR3-9-625300K		300	200BKB	HCPK4 and frame 1	-	1
CR3-9-625350K		350	250BKB	HCPK4 and frame 1	-	1
CR3-10-625500K		500	2 x 200BKB	HCPK5 and frame 2	-	1
CR3-9-7501/0	¾ nominal diameter	1/0	115BKB	HCPK5 and frame 2	-	1
CR3-9-7501/0S	actual shank dia. 0.678	1/0 solid	115BKB	HCPK4 and frame 1	-	1
CR3-9-7502/0		2/0	115BKB	HCPK4 and frame 1	-	1
CR3-9-7503/0		3/0	115BKB	HCPK4 and frame 1	-	1
CR3-9-7504/0		4/0	115BKB	HCPK4 and frame 1	-	1
CR3-9-750250K		250	200BKB	HCPK4 and frame 1	-	1
CR3-9-750300K		300	200BKB	HCPK4 and frame 1	-	1
CR3-10-750350K		350	2 x 150BKB	HCPK5 and frame 2	-	1
CR3-10-750500K		500	2 x 250BKB	HCPK5 and frame 2	-	1

Diagram

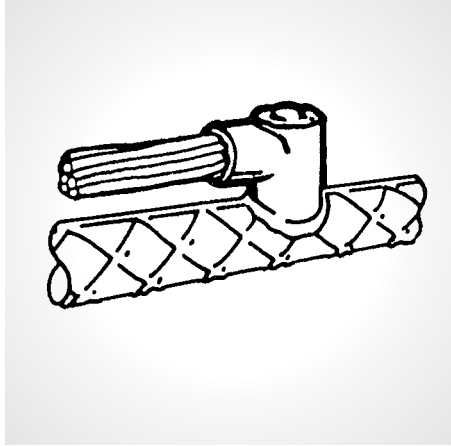


For connections to threaded rods, remove top threaded section.

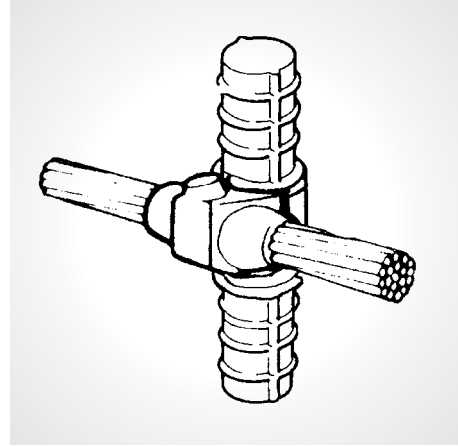
Exothermic welding system

Cable to rebar quick reference

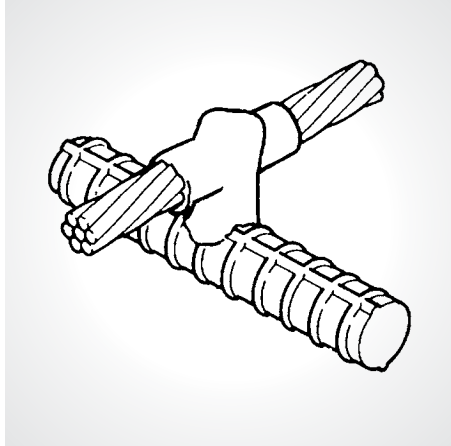
- 01 CRE1
See page 25
- 02 CRE3
See page 25
- 03 CRE4
See page 26
- 04 CRE6
See page 26



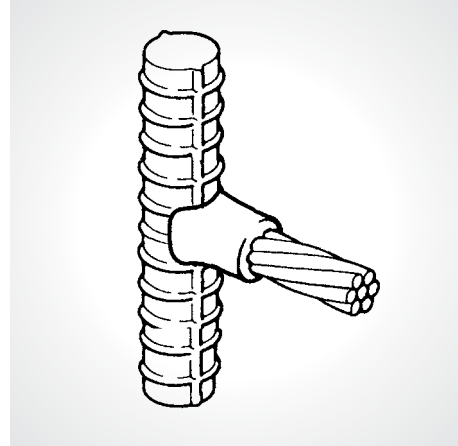
— 01



— 02



— 03



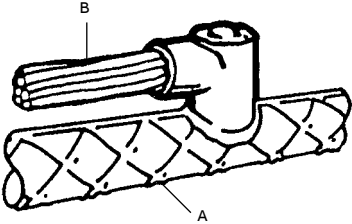
— 04

Exothermic welding system

CRE1 and CRE3 cable to rebar

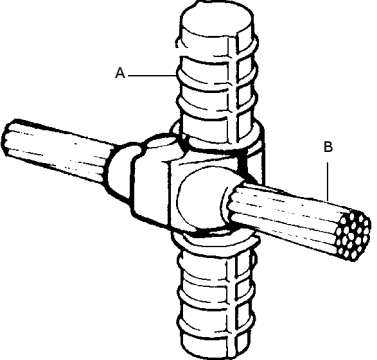
- Stranded conductor
- Solid circular conductor

CRE1 cable to rebar

Diagram	Cat. no.	Rebar size (A)	Wire size (B) AWG or kcmil	Welding powder size	Handle clamp type	Sleeve	Packing	Std. ctn.
	CRE1-4-#43R	3	4	32BKB	HCPK4	-	None	1
	CRE1-4-#253R		2 solid	45BKB	HCPK4	-	None	1
	CRE1-4-#23R		2	45BKB	HCPK4	-	None	1
	CRE1-4-#13R		1	65BKB	HCPK4	-	None	1
	CRE1-4-1/03R		1/0	90BKB	HCPK4	-	None	1
	CRE1-4-2/03R		2/0	90BKB	HCPK4	-	None	1
	CRE1-4-3/03R		3/0	115BKB	HCPK4	-	None	1
	CRE1-3-#4Z	4-7	4	32BKB	HCPK3B	-	Pack-A	1
	CRE1-3-#2SZ		2 solid	45BKB	HCPK3B	-	Pack-A	1
	CRE1-3-#2Z		2	45BKB	HCPK3B	-	Pack-A	1
	CRE1-3-#1Z		1	65BKB	HCPK3B	-	Pack-A	1
	CRE1-3-1/0Z		1/0	90BKB	HCPK3B	-	Pack-A	1
	CRE1-3-2/0Z		2/0	90BKB	HCPK3B	-	Pack-A	1
	CRE1-3-3/0Z		3/0	115BKB	HCPK3B	-	Pack-A	1
	CRE1-3-4/0Z		4/0	115BKB	HCPK3B	-	Pack-A	1
	CRE1-3-#4Y	8-11	4	32BKB	HCPK3B	-	Pack-A	1
	CRE1-3-#2SY		2 solid	45BKB	HCPK3B	-	Pack-A	1
	CRE1-3-#2Y		2	45BKB	HCPK3B	-	Pack-A	1
	CRE1-3-#1Y		1	65BKB	HCPK3B	-	Pack-A	1
	CRE1-3-1/0Y		1/0	90BKB	HCPK3B	-	Pack-A	1
	CRE1-3-2/0Y		2/0	90BKB	HCPK3B	-	Pack-A	1
	CRE1-3-3/0Y		3/0	115BKB	HCPK3B	-	Pack-A	1
	CRE1-3-4/0Y		4/0	115BKB	HCPK3B	-	Pack-A	1

- Stranded conductor
- Solid circular conductor

CRE3 cable to rebar

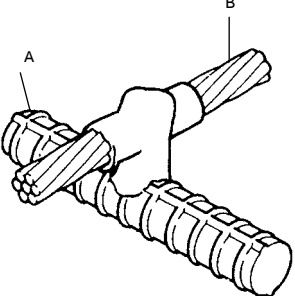
Diagram	Cat. no.	Rebar size (A)	Wire size (B) AWG or kcmil	Welding powder size	Handle clamp type	Sleeve	Packing	Std. ctn.
	CRE3-3-#4Z	4-7	4	90BKB	HCPK3A	-	Pack-A	1
	CRE3-3-#2SZ		2 solid	90BKB	HCPK3A	-	Pack-A	1
	CRE3-3-#2Z		2	90BKB	HCPK3A	-	Pack-A	1
	CRE3-4-#1Z		1	115BKB	HCPK3A	-	Pack-A	1
	CRE3-4-1/0Z		1/0	115BKB	HCPK3A	-	Pack-A	1
	CRE3-4-2/0Z		2/0	115BKB	HCPK3A	-	Pack-A	1
	CRE3-4-3/0Z		3/0	150BKB	HCPK3A	-	Pack-A	1
	CRE3-4-4/0Z		4/0	150BKB	HCPK3A	-	Pack-A	1
	CRE3-3-#4Y	8-11	4	90BKB	HCPK3A	-	Pack-A	1
	CRE3-3-#2SY		2 solid	90BKB	HCPK3A	-	Pack-A	1
	CRE3-3-#2Y		2	90BKB	HCPK3A	-	Pack-A	1
	CRE3-4-#1Y		1	115BKB	HCPK3A	-	Pack-A	1
	CRE3-4-1/0Y		1/0	115BKB	HCPK3A	-	Pack-A	1
	CRE3-4-2/0Y		2/0	115BKB	HCPK3A	-	Pack-A	1
	CRE3-4-3/0Y		3/0	150BKB	HCPK3A	-	Pack-A	1
	CRE3-4-4/0Y		4/0	150BKB	HCPK3A	-	Pack-A	1

Exothermic welding system

CRE4 and CRE6 cable to rebar

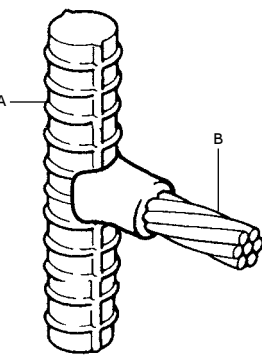
CRE4 cable to rebar

- Stranded conductor
- Solid circular conductor

Diagram	Cat. no.	Rebar size (A)	Wire size (B) AWG or kcmil	Welding powder size	Handle clamp type	Cradle	Sleeve	Packing	Std. ctn.
	CRE4-3-#4Z	4-7	4	65BKB	HCPK3B	HCPK3BMOD	-	Pack-A	1
	CRE4-3-#2SZ		2 solid	90BKB	HCPK3B	HCPK3BMOD	-	Pack-A	1
	CRE4-3-#2Z		2	90BKB	HCPK3B	HCPK3BMOD	-	Pack-A	1
	CRE4-3-#1Z		1	90BKB	HCPK3B	HCPK3BMOD	-	Pack-A	1
	CRE4-3-1/OZ		1/0	115BKB	HCPK3B	HCPK3BMOD	-	Pack-A	1
	CRE4-3-2/OZ		2/0	115BKB	HCPK3B	HCPK3BMOD	-	Pack-A	1
	CRE4-3-3/OZ		3/0	115BKB	HCPK3B	HCPK3BMOD	-	Pack-A	1
	CRE4-3-4/OZ		4/0	115BKB	HCPK3B	HCPK3BMOD	-	Pack-A	1
	CRE4-3-#4Y	8-11	4	65BKB	HCPK3B	HCPK3BMOD	-	Pack-A	1
	CRE4-3-#2SY		2 solid	90BKB	HCPK3B	HCPK3BMOD	-	Pack-A	1
	CRE4-3-#2Y		2	90BKB	HCPK3B	HCPK3BMOD	-	Pack-A	1
	CRE4-3-#1Y		1	90BKB	HCPK3B	HCPK3BMOD	-	Pack-A	1
	CRE4-3-1/OY		1/0	115BKB	HCPK3B	HCPK3BMOD	-	Pack-A	1
	CRE4-3-2/OY		2/0	115BKB	HCPK3B	HCPK3BMOD	-	Pack-A	1
	CRE4-3-3/OY		3/0	115BKB	HCPK3B	HCPK3BMOD	-	Pack-A	1
	CRE4-3-4/OY		4/0	115BKB	HCPK3B	HCPK3BMOD	-	Pack-A	1

CRE6 cable to rebar

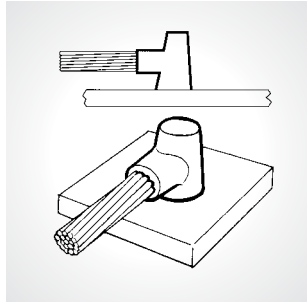
- Stranded conductor
- Solid circular conductor

Diagram	Cat. no.	Rebar size (A)	Wire size (B) AWG or kcmil	Welding powder size	Handle clamp type	Sleeve	Packing	Std. ctn.
	CRE6-3-#4Z	4-7	4	65BKB	HCPK3A	-	Pack-A	1
	CRE6-3#2SZ		2 solid	65BKB	HCPK3A	-	Pack-A	1
	CRE6-3-#2Z		2	65BKB	HCPK3A	-	Pack-A	1
	CRE6-3-#1Z		1	90BKB	HCPK3A	-	Pack-A	1
	CRE6-4-1/OZ		1/0	115BKB	HCPK3A	-	Pack-A	1
	CRE6-4-2/OZ		2/0	115BKB	HCPK3A	-	Pack-A	1
	CRE6-4-3/OZ		3/0	150BKB	HCPK3A	-	Pack-A	1
	CRE6-4-4/OZ		4/0	150BKB	HCPK3A	-	Pack-A	1
	CRE6-3-#4Y	8-11	4	65BKB	HCPK3A	-	Pack-A	1
	CRE6-3-#2SY		2 solid	65BKB	HCPK3A	-	Pack-A	1
	CRE6-3-#2Y		2	65BKB	HCPK3A	-	Pack-A	1
	CRE6-3-#1Y		1	90BKB	HCPK3A	-	Pack-A	1
	CRE6-4-1/OY		1/0	115BKB	HCPK3A	-	Pack-A	1
	CRE6-4-2/OY		2/0	115BKB	HCPK3A	-	Pack-A	1
	CRE6-4-3/OY		3/0	150BKB	HCPK3A	-	Pack-A	1
	CRE6-4-4/OY		4/0	150BKB	HCPK3A	-	Pack-A	1

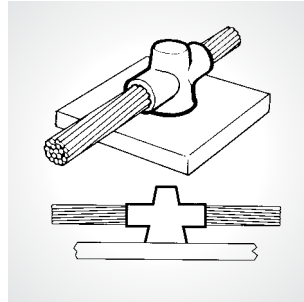
Exothermic welding system

Cable to steel surface and pipe quick reference

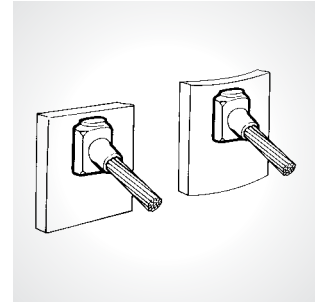
- 01 CS1
See page 28
- 02 CS2
See page 28
- 03 CS3
See page 29
- 04 CS4
See page 31
- 05 CS7
See page 33
- 06 CS8
See page 35
- 07 CS9
See page 35
- 08 CS25
See page 36
- 09 CS27
See page 38
- 10 CS31
See page 40
- 11 CS32
See page 42
- 12 CS34
See page 43



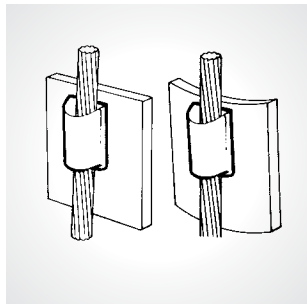
— 01



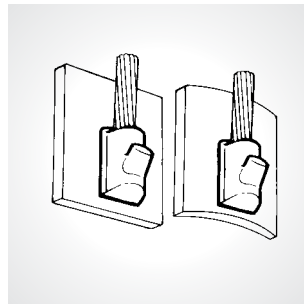
— 02



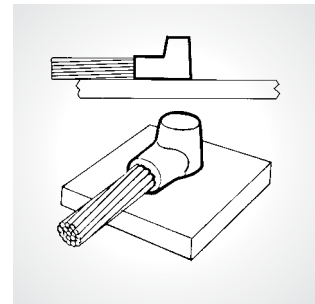
— 03



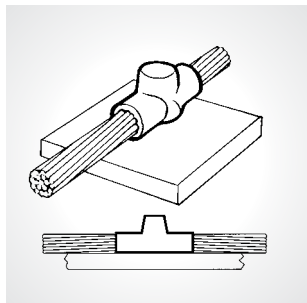
— 04



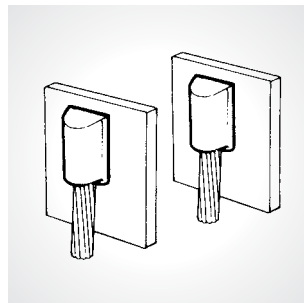
— 05



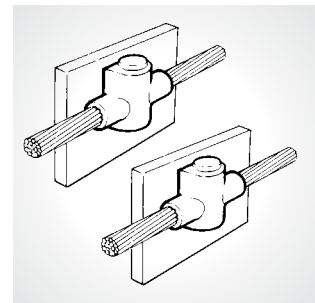
— 06



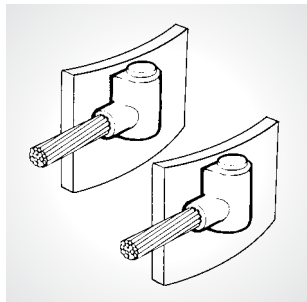
— 07



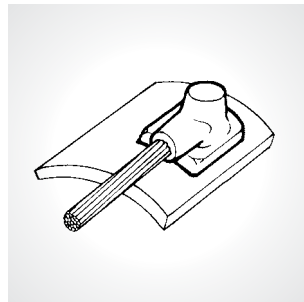
— 08



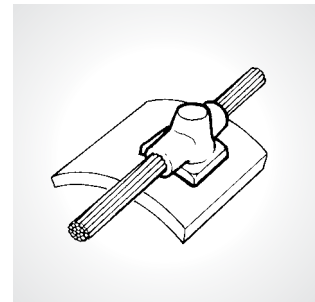
— 09



— 10



— 11



— 12

Exothermic welding system

CS1 and CS2 cable to steel surface and pipe – For flat surfaces

- Stranded conductor
- Solid circular conductor

CS1 cable to steel surface and pipe – For flat surfaces

Diagrams	Cat. no.	Wire size (A) AWG or kcmil	Welding powder size	Handle clamp type	Sleeve	Std. ctn.
	CS1-4-1/0	1/0	90BKB	HCPK4	–	1
	CS1-4-2/0	2/0	90BKB	HCPK4	–	1
	CS1-4-3/0	3/0	115BKB	HCPK4	–	1
	CS1-4-4/0	4/0	115BKB	HCPK4	–	1
	CS1-4-250K	250	115BKB	HCPK4	–	1
	CS1-4-300K	300	150BKB	HCPK4	–	1
	CS1-4-350K	350	200BKB	HCPK4	–	1
	CS1-4-500K	500	200BKB	HCPK4	–	1
	CS1-4-750K	750	2 x 150BKB	HCPK4	–	1
	CS1-4-1000K	1000	2 x 200BKB	HCPK4	–	1

Mold sealing compound (MSC) will be required if surface is uneven.

- Stranded conductor
- Solid circular conductor

CS2 cable to steel surface and pipe – For flat surfaces

Diagrams	Cat. no.	Wire size (A) AWG or kcmil	Welding powder size	Handle clamp type	Sleeve	Std. ctn.
	CS2-4-1/0	1/0	90BKB	HCPK4	–	1
	CS2-4-2/0	2/0	115BKB	HCPK4	–	1
	CS2-4-3/0	3/0	115BKB	HCPK4	–	1
	CS2-4-4/0	4/0	150BKB	HCPK4	–	1
	CS2-4-250K	250	150BKB	HCPK4	–	1
	CS2-4-300K	300	200BKB	HCPK4	–	1
	CS2-4-350K	350	250BKB	HCPK4	–	1
	CS2-5-500K	500	2 x 150BKB	HCPK4	–	1

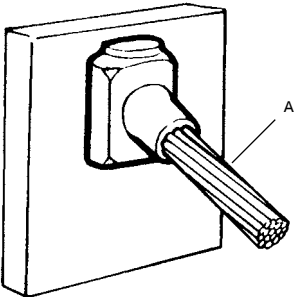
Mold sealing compound (MSC) will be required if surface is uneven.

Exothermic welding system

CS3 cable to steel surface and pipe – For flat surfaces

- Stranded conductor
- Solid circular conductor

CS3 cable to steel surface and pipe – For flat surfaces

	Cat. no.	Wire size (A) AWG or kcmil	Welding powder size	Handle clamp type	Sleeve	Std. ctn.
Diagram 	CS3-4-#6	#6	45BKB	HCPK4	Sleeve#6	1
	CS3-4-#4	#4	45BKB	HCPK4	–	1
	CS3-4-#2S	#2 solid	45BKB	HCPK4	–	1
	CS3-4-#2	#2	45BKB	HCPK4	–	1
	CS3-4-#1	#1	65BKB	HCPK4	–	1
	CS3-4-1/0	1/0	90BKB	HCPK4	–	1
	CS3-4-2/0	2/0	90BKB	HCPK4	–	1
	CS3-4-3/0	3/0	115BKB	HCPK4	–	1
	CS3-4-4/0	4/0	115BKB	HCPK4	–	1
	CS3-4-250K	250	115BKB	HCPK4	–	1
	CS3-4-300K	300	150BKB	HCPK4	–	1
	CS3-4-350K	350	200BKB	HCPK4	–	1
	CS3-4-500K	500	200BKB	HCPK4	–	1
	CS3-5-750K	750	2 X 150BKB	HCPK5	–	1
	CS3-5-1000K	1000	2 X 200BKB	HCPK5	–	1

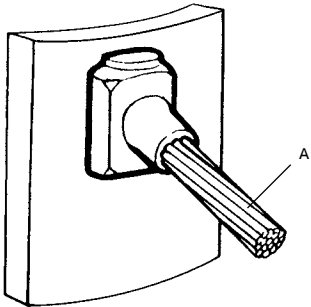
Mold sealing compound (MSC) will be required if surface is uneven.

Exothermic welding system

CS3 cable to steel surface and pipe – For pipes

- Stranded conductor
- Solid circular conductor

CS3 cable to steel surface and pipe – For pipes

Diagram	Cat. no.	Wire size (A) AWG or kcmil	Pipe size (B) in.	Welding powder size	Handle clamp type	Sleeve	Std. ctn.
	CS3-4-#4C	#4	1½–2¾	45BKB	HCPK4	–	1
	CS3-4-#4D		2¾–6½	45BKB	HCPK4	–	1
	CS3-4-#4F		6½–10	45BKB	HCPK4	–	1
	CS3-4-#4G		10–14	45BKB	HCPK4	–	1
	CS3-4-#2SC	#2 solid	1½–2¾	45BKB	HCPK4	–	1
	CS3-4-#2SD		2¾–6½	45BKB	HCPK4	–	1
	CS3-4-#2SF		6½–10	45BKB	HCPK4	–	1
	CS3-4-#2SG		10–14	45BKB	HCPK4	–	1
	CS3-4-#2C	#2	1½–2¾	45BKB	HCPK4	–	1
	CS3-4-#2D		2¾–6½	45BKB	HCPK4	–	1
	CS3-4-#2F		6½–10	45BKB	HCPK4	–	1
	CS3-4-#2G		10–14	45BKB	HCPK4	–	1
	CS3-4-#1C	#1	1½–2¾	65BKB	HCPK4	–	1
	CS3-4-#1D		2¾–6½	65BKB	HCPK4	–	1
	CS3-4-#1F		6½–10	65BKB	HCPK4	–	1
	CS3-4-#1G		10–14	65BKB	HCPK4	–	1
	CS3-4-#1/0C	1/0	1½–2¾	90BKB	HCPK4	–	1
	CS3-4-#1/0D		2¾–6½	90BKB	HCPK4	–	1
	CS3-4-#1/0F		6½–10	90BKB	HCPK4	–	1
	CS3-4-#1/0G		10–14	90BKB	HCPK4	–	1
	CS3-4-#2/0C	2/0	1½–2¾	90BKB	HCPK4	–	1
	CS3-4-#2/0D		2¾–6½	90BKB	HCPK4	–	1
	CS3-4-#2/0F		6½–10	90BKB	HCPK4	–	1
	CS3-4-#2/0G		10–14	90BKB	HCPK4	–	1
	CS3-4-#3/0C	3/0	1½–2¾	115BKB	HCPK4	–	1
	CS3-4-#3/0D		2¾–6½	115BKB	HCPK4	–	1
	CS3-4-#3/0F		6½–10	115BKB	HCPK4	–	1
	CS3-4-#3/0G		10–14	115BKB	HCPK4	–	1
	CS3-4-#4/0C	4/0	1½–2¾	115BKB	HCPK4	–	1
	CS3-4-#4/0D		2¾–6½	115BKB	HCPK4	–	1
	CS3-4-#4/0F		6½–10	115BKB	HCPK4	–	1
	CS3-4-#4/0G		10–14	115BKB	HCPK4	–	1

Over 14": use CS3 for flat surface.

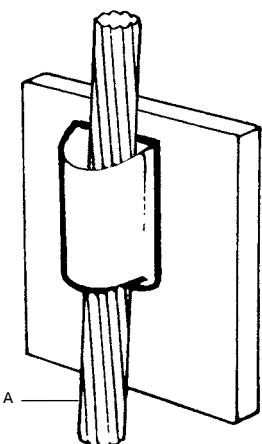
Use mold sealing compound (MSC) to ensure effective sealing.

Exothermic welding system

CS4 cable to steel surface and pipe – For flat surfaces

- Stranded conductor
- Solid circular conductor

CS4 cable to steel surface and pipe – For flat surfaces

	Cat. no.	Wire size (A) AWG or kcmil	Welding powder size	Handle clamp type	Sleeve	Std. ctn.
 <p>Diagram</p>	CS4-4-#6	#6	90BKB	HCPK4	Sleeve #6	1
	CS4-4-#4	#4	90BKB	HCPK4	–	1
	CS4-4-#2S	#2 solid	115BKB	HCPK4	–	1
	CS4-4-#2	#2	115BKB	HCPK4	–	1
	CS4-4-#1	#1	115BKB	HCPK4	–	1
	CS4-5-1/0	1/0	200BKB	HCPK5	–	1
	CS4-5-2/0	2/0	200BKB	HCPK5	–	1
	CS4-5-3/0	3/0	250BKB	HCPK5	–	1
	CS4-5-4/0	4/0	250BKB	HCPK5	–	1
	CS4-5-250K	250	250BKB	HCPK5	–	1

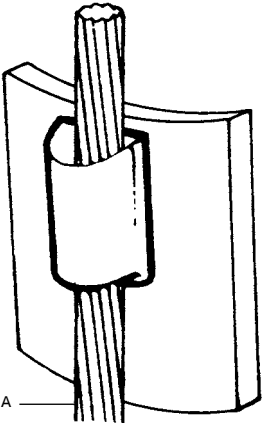
Mold sealing compound (MSC) will be required if surface is uneven.

Exothermic welding system

CS4 cable to steel surface and pipe – For pipes

- Stranded conductor
- Solid circular conductor

CS4 cable to steel surface and pipe – For pipes

Diagram	Cat. no.	Wire size (A) AWG or kcmil	Pipe size (B) in.	Welding powder size	Handle clamp type	Sleeve	Std. ctn.
	CS4-4-#4C	#4	1½ – 2¾	90BKB	HCPK4	–	1
	CS4-4-#4D		2¾ – 6½	90BKB	HCPK4	–	1
	CS4-4-#4F		6½ – 10	90BKB	HCPK4	–	1
	CS4-4-#4G		10 – 14	90BKB	HCPK4	–	1
	CS4-4-#2SC	#2 solid	1½ – 2¾	115BKB	HCPK4	–	1
	CS4-4-#2SD		2¾ – 6½	115BKB	HCPK4	–	1
	CS4-4-#2SF		6½ – 10	115BKB	HCPK4	–	1
	CS4-4-#2SG		10 – 14	115BKB	HCPK4	–	1
	CS4-4-#2C	#2	1½ – 2¾	115BKB	HCPK4	–	1
	CS4-4-#2D		2¾ – 6½	115BKB	HCPK4	–	1
	CS4-4-#2F		6½ – 10	115BKB	HCPK4	–	1
	CS4-4-#2G		10 – 14	115BKB	HCPK4	–	1
	CS4-4-#1C	#1	1½ – 2¾	115BKB	HCPK4	–	1
	CS4-4-#1D		2¾ – 6½	115BKB	HCPK4	–	1
	CS4-4-#1F		6½ – 10	115BKB	HCPK4	–	1
	CS4-4-#1G		10 – 14	115BKB	HCPK4	–	1
	CS4-5-1/0C	1/0	1½ – 2¾	200BKB	HCPK5	–	1
	CS4-5-1/0D		2¾ – 6½	200BKB	HCPK5	–	1
	CS4-5-1/0F		6½ – 10	200BKB	HCPK5	–	1
	CS4-5-1/0G		10 – 14	200BKB	HCPK5	–	1
	CS4-5-2/0C	2/0	1½ – 2¾	200BKB	HCPK5	–	1
	CS4-5-2/0D		2¾ – 6½	200BKB	HCPK5	–	1
	CS4-5-2/0F		6½ – 10	200BKB	HCPK5	–	1
	CS4-5-2/0G		10 – 14	200BKB	HCPK5	–	1
	CS4-5-3/0C	3/0	1½ – 2¾	250BKB	HCPK5	–	1
	CS4-5-3/0D		2¾ – 6½	250BKB	HCPK5	–	1
	CS4-5-3/0F		6½ – 10	250BKB	HCPK5	–	1
	CS4-5-3/0G		10 – 14	250BKB	HCPK5	–	1
CS4-5-4/0C	4/0	1½ – 2¾	250BKB	HCPK5	–	1	
CS4-5-4/0D		2¾ – 6½	250BKB	HCPK5	–	1	
CS4-5-4/0F		6½ – 10	250BKB	HCPK5	–	1	
CS4-5-4/0G		10 – 14	250BKB	HCPK5	–	1	

Over 14": use CS4 for flat surface.


Use mold sealing compound (MSC) – ensure effective sealing.

Exothermic welding system

CS7 cable to steel surface and pipe – For flat surfaces

- Stranded conductor
- Solid circular conductor

CS7 cable to steel surface and pipe – For flat surfaces

	Cat. no.	Wire size (A) AWG or kcmil	Welding powder size	Handle clamp type	Sleeve	Std. ctn.
Diagram 	CS7-4-#4	#4	65BKB	HCPK4	–	1
	CS7-4-#2S	#2 solid	65BKB	HCPK4	–	1
	CS7-4-#2	#2	65BKB	HCPK4	–	1
	CS7-4-#1	#1	90BKB	HCPK4	–	1
	CS7-4-1/0	1/0	90BKB	HCPK4	–	1
	CS7-4-2/0	2/0	150BKB	HCPK4	–	1
	CS7-5-3/0	3/0	200BKB	HCPK4	–	1
	CS7-5-4/0	4/0	200BKB	HCPK4	–	1
	CS7-5-250K	250	200BKB	HCPK4	–	1
	CS7-5-300K	300	250BKB	HCPK4	–	1
	CS7-6-350K	350	2 X 150BKB	HCPK5	–	1
	CS7-6-500K	500	2 X 200BKB	HCPK5	–	1


Use mold sealing compound (MSC) to ensure effective sealing.

Exothermic welding system

CS7 cable to steel surface and pipe – For pipes

- Stranded conductor
- Solid circular conductor

CS7 cable to steel surface and pipe – For pipes

	Cat. no.	Wire size (A) AWG	Pipe size (B) in.	Welding powder size	Handle clamp type	Sleeve	Std. ctn.
	CS7-4-#4C	#4	1½ – 2¾	65BKB	HCPK4	–	1
	CS7-4-#4D		2¾ – 6½	65BKB	HCPK4	–	1
	CS7-4-#4F		6½ – 10	65BKB	HCPK4	–	1
	CS7-4-#4G		10 – 14	65BKB	HCPK4	–	1
	CS7-4-#2SC	#2 solid	1½ – 2¾	65BKB	HCPK4	–	1
	CS7-4-#2SD		2¾ – 6½	65BKB	HCPK4	–	1
	CS7-4-#2SF		6½ – 10	65BKB	HCPK4	–	1
	CS7-4-#2SG		10 – 14	65BKB	HCPK4	–	1
	CS7-4-#2C	#2	1½ – 2¾	65BKB	HCPK4	–	1
	CS7-4-#2D		2¾ – 6½	65BKB	HCPK4	–	1
	CS7-4-#2F		6½ – 10	65BKB	HCPK4	–	1
	CS7-4-#2G		10 – 14	65BKB	HCPK4	–	1
	CS7-4-#1C	#1	1½ – 2¾	90BKB	HCPK4	–	1
	CS7-4-#1D		2¾ – 6½	90BKB	HCPK4	–	1
	CS7-4-#1F		6½ – 10	90BKB	HCPK4	–	1
	CS7-4-#1G		10 – 14	90BKB	HCPK4	–	1
	CS7-4-1/0C	1/0	1½ – 2¾	90BKB	HCPK4	–	1
	CS7-4-1/0D		2¾ – 6½	90BKB	HCPK4	–	1
	CS7-4-1/0F		6½ – 10	90BKB	HCPK4	–	1
	CS7-4-1/0G		10 – 14	90BKB	HCPK4	–	1
	CS7-4-2/0C	2/0	1½ – 2¾	150BKB	HCPK4	–	1
	CS7-4-2/0D		2¾ – 6½	150BKB	HCPK4	–	1
	CS7-4-2/0F		6½ – 10	150BKB	HCPK4	–	1
	CS7-4-2/0G		10 – 14	150BKB	HCPK4	–	1
	CS7-5-3/0C	3/0	1½ – 2¾	200BKB	HCPK4	–	1
	CS7-5-3/0D		2¾ – 6½	200BKB	HCPK4	–	1
	CS7-5-3/0F		6½ – 10	200BKB	HCPK4	–	1
	CS7-5-3/0G		10 – 14	200BKB	HCPK4	–	1
	CS7-5-4/0C	4/0	1½ – 2¾	200BKB	HCPK4	–	1
	CS7-5-4/0D		2¾ – 6½	200BKB	HCPK4	–	1
	CS7-5-4/0F		6½ – 10	200BKB	HCPK4	–	1
	CS7-5-4/0G		10 – 14	200BKB	HCPK4	–	1

Over 14": use CS7 for flat surface.


Use mold sealing compound (MSC) to ensure effective sealing.

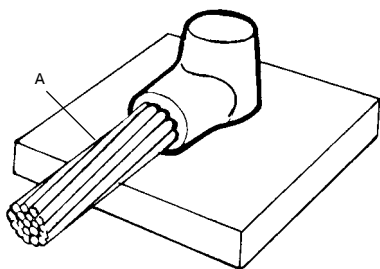
Exothermic welding system

CS8 and CS9 cable to steel surface and pipe – For flat surfaces

- Stranded conductor
- Solid circular conductor

CS8 cable to steel surface and pipe – For flat surfaces


	Cat. no.	Wire size (A) AWG	Welding powder size	Handle clamp type	Sleeve	Std. ctn.
Diagrams 	CS8-2-#6	#6	45BKB	HCPK2	Sleeve #6	1
	CS8-2-#4	#4	45BKB	HCPK2	-	1
	CS8-2-#2S	#2 solid	45BKB	HCPK2	-	1
	CS8-2-#2	#2	45BKB	HCPK2	-	1
	CS8-2-#1	#1	65BKB	HCPK2	-	1

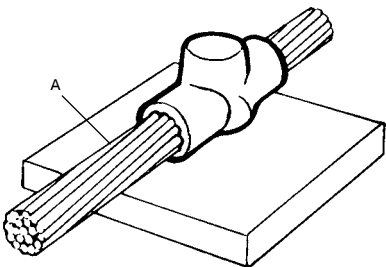


Use mold sealing compound (MSC) to ensure effective sealing.

- Stranded conductor
- Solid circular conductor

CS9 cable to steel surface and pipe – For flat surfaces

	Cat. no.	Wire size (A) AWG	Welding Powder size	Handle clamp type	Sleeve	Std. ctn.
Diagrams 	CS9-2-#6	#6	45BKB	HCPK2	Sleeve #6	1
	CS9-2-#4	#4	45BKB	HCPK2	-	1
	CS9-2-#2S	#2 solid	45BKB	HCPK2	-	1
	CS9-2-#2	#2	45BKB	HCPK2	-	1
	CS9-2-#1	#1	65BKB	HCPK2	-	1



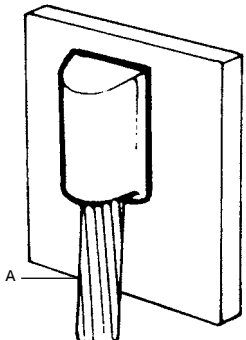
Use mold sealing compound (MSC) to ensure effective sealing.

Exothermic welding system

CS25 cable to steel surface and pipe – For flat surfaces

- Stranded conductor
- Solid circular conductor

CS25 cable to steel surface and pipe – For flat surfaces

	Cat. no.	Wire size (A) AWG or kcmil	Welding powder size	Handle clamp type	Sleeve	Std. ctn.
Diagram 	CS25-4-#4	#4	65BKB	HCPK4	-	1
	CS25-4-#2S	#2 solid	65BKB	HCPK4	-	1
	CS25-4-#2	#2	65BKB	HCPK4	-	1
	CS25-4-#1	#1	90BKB	HCPK4	-	1
	CS25-4-1/0	1/0	115BKB	HCPK4	-	1
	CS25-4-2/0	2/0	115BKB	HCPK4	-	1
	CS25-4-3/0	3/0	150BKB	HCPK4	-	1
	CS25-4-4/0	4/0	150BKB	HCPK4	-	1
	CS25-4-250K	250	200BKB	HCPK4	-	1
	CS25-4-300K	300	200BKB	HCPK4	-	1
	CS25-4-350K	350	250BKB	HCPK4	-	1
	CS25-4-500K	500	250BKB	HCPK4	-	1

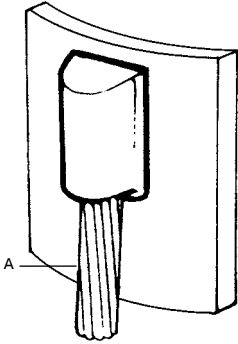
Use mold sealing compound (MSC) to ensure effective sealing.

Exothermic welding system

CS25 cable to steel surface and pipe – For pipes

- Stranded conductor
- Solid circular conductor

CS25 cable to steel surface and pipe – For pipes

	Cat. no.	Wire size (A) AWG	Pipe size (B) in.	Welding powder size	Handle clamp type	Sleeve	Std. ctn
	CS25-4-#4C	#4	1½ – 2¾	65BKB	HCPK4	–	1
	CS25-4-#4D		2¾ – 6½	65BKB	HCPK4	–	1
	CS25-4-#4F		6½ – 10	65BKB	HCPK4	–	1
	CS25-4-#4G		10 – 14	65BKB	HCPK4	–	1
	CS25-4-#2SC	#2 solid	1½ – 2¾	65BKB	HCPK4	–	1
	CS25-4-#2SD		2¾ – 6½	65BKB	HCPK4	–	1
	CS25-4-#2SF		6½ – 10	65BKB	HCPK4	–	1
	CS25-4-#2SG		10 – 14	65BKB	HCPK4	–	1
	CS25-4-#2C	#2	1½ – 2¾	65BKB	HCPK4	–	1
	CS25-4-#2D		2¾ – 6½	65BKB	HCPK4	–	1
	CS25-4-#2F		6½ – 10	65BKB	HCPK4	–	1
	CS25-4-#2G		10 – 14	65BKB	HCPK4	–	1
	CS25-4-#1C	#1	1½ – 2¾	90BKB	HCPK4	–	1
	CS25-4-#1D		2¾ – 6½	90BKB	HCPK4	–	1
	CS25-4-#1F		6½ – 10	90BKB	HCPK4	–	1
	CS25-4-#1G		10 – 14	90BKB	HCPK4	–	1
	CS25-4-1/0C	1/0	1½ – 2¾	90BKB	HCPK4	–	1
	CS25-4-1/0D		2¾ – 6½	90BKB	HCPK4	–	1
	CS25-4-1/0F		6½ – 10	90BKB	HCPK4	–	1
	CS25-4-1/0G		10 – 14	90BKB	HCPK4	–	1
	CS25-4-2/0C	2/0	1½ – 2¾	150BKB	HCPK4	–	1
	CS25-4-2/0D		2¾ – 6½	150BKB	HCPK4	–	1
	CS25-4-2/0F		6½ – 10	150BKB	HCPK4	–	1
	CS25-4-2/0G		10 – 14	150BKB	HCPK4	–	1
	CS25-4-3/0C	3/0	1½ – 2¾	200BKB	HCPK4	–	1
	CS25-4-3/0D		2¾ – 6½	200BKB	HCPK4	–	1
	CS25-4-3/0F		6½ – 10	200BKB	HCPK4	–	1
	CS25-4-3/0G		10 – 14	200BKB	HCPK4	–	1
CS25-4-4/0C	4/0	1½ – 2¾	200BKB	HCPK4	–	1	
CS25-4-4/0D		2¾ – 6½	200BKB	HCPK4	–	1	
CS25-4-4/0F		6½ – 10	200BKB	HCPK4	–	1	
CS25-4-4/0G		10 – 14	200BKB	HCPK4	–	1	

Over 14": use CS7 for flat surface.

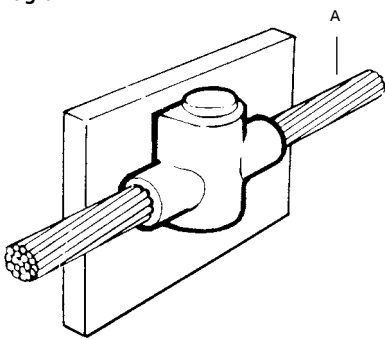
Use mold sealing compound (MSC) to ensure effective sealing.

Exothermic welding system

CS27 cable to steel surface and pipe – For flat surfaces

- Stranded conductor
- Solid circular conductor

CS27 cable to steel surface and pipe – For flat surfaces

	Cat. no.	Wire size (A) AWG or kcmil	Welding powder size	Handle clamp type	Sleeve	Std. ctn.
Diagram 	CS27-4-#6	#6	45BKB	HCPK4	Sleeve#6	1
	CS27-4-#4	#4	45BKB	HCPK4	-	1
	CS27-4-#2S	#2 solid	45BKB	HCPK4	-	1
	CS27-4-#2	#2	45BKB	HCPK4	-	1
	CS27-4-#1	#1	65BKB	HCPK4	-	1
	CS27-4-1/0	1/0	115BKB	HCPK4	-	1
	CS27-4-2/0	2/0	115BKB	HCPK4	-	1
	CS27-4-3/0	3/0	150BKB	HCPK4	-	1
	CS27-4-4/0	4/0	150BKB	HCPK4	-	1
	CS27-4-250K	250	150BKB	HCPK4	-	1

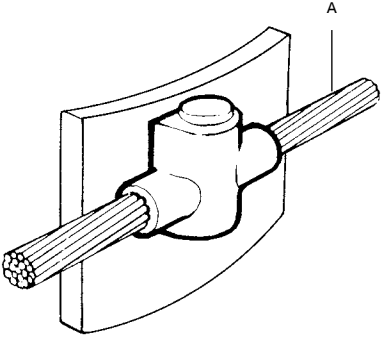
Use mold sealing compound (MSC) to ensure effective sealing.

Exothermic welding system

CS27 cable to steel surface and pipe – For pipes

- Stranded conductor
- Solid circular conductor

CS27 cable to steel surface and pipe – For pipes

Diagram	Cat. no.	Wire size (A) AWG	Pipe size (B) in.	Welding powder size	Handle clamp type	Sleeve	Std. ctn
	CS27-4-#4C	#4	1½ – 2¾	45BKB	HCPK4	–	1
	CS27-4-#4D		2¾ – 6½	45BKB	HCPK4	–	1
	CS27-4-#4F		6½ – 10	45BKB	HCPK4	–	1
	CS27-4-#4G		10 – 14	45BKB	HCPK4	–	1
	CS27-4-#2SC	#2 solid	1½ – 2¾	45BKB	HCPK4	–	1
	CS27-4-#2SD		2¾ – 6½	45BKB	HCPK4	–	1
	CS27-4-#2SF		6½ – 10	45BKB	HCPK4	–	1
	CS27-4-#2SG		10 – 14	45BKB	HCPK4	–	1
	CS27-4-#2C	#2	1½ – 2¾	45BKB	HCPK4	–	1
	CS27-4-#2D		2¾ – 6½	45BKB	HCPK4	–	1
	CS27-4-#2F		6½ – 10	45BKB	HCPK4	–	1
	CS27-4-#2G		10 – 14	45BKB	HCPK4	–	1
	CS27-4-#1C	#1	1½ – 2¾	65BKB	HCPK4	–	1
	CS27-4-#1D		2¾ – 6½	65BKB	HCPK4	–	1
	CS27-4-#1F		6½ – 10	65BKB	HCPK4	–	1
	CS27-4-#1G		10 – 14	65BKB	HCPK4	–	1
	CS27-4-110C	1/0	1½ – 2¾	115BKB	HCPK4	–	1
	CS27-4-110D		2¾ – 6½	115BKB	HCPK4	–	1
	CS27-4-110F		6½ – 10	115BKB	HCPK4	–	1
	CS27-4-110G		10 – 14	115BKB	HCPK4	–	1
	CS27-4-210C	2/0	1½ – 2¾	115BKB	HCPK4	–	1
	CS27-4-210D		2¾ – 6½	115BKB	HCPK4	–	1
	CS27-4-210F		6½ – 10	115BKB	HCPK4	–	1
	CS27-4-210G		10 – 14	115BKB	HCPK4	–	1
	CS27-4-310C	3/0	1½ – 2¾	150BKB	HCPK4	–	1
	CS27-4-310D		2¾ – 6½	150BKB	HCPK4	–	1
	CS27-4-310F		6½ – 10	150BKB	HCPK4	–	1
	CS27-4-310G		10 – 14	150BKB	HCPK4	–	1
CS27-4-410C	4/0	1½ – 2¾	150BKB	HCPK4	–	1	
CS27-4-410D		2¾ – 6½	150BKB	HCPK4	–	1	
CS27-4-410F		6½ – 10	150BKB	HCPK4	–	1	
CS27-4-410G		10 – 14	150BKB	HCPK4	–	1	

Over 14": use CS7 for flat surface.

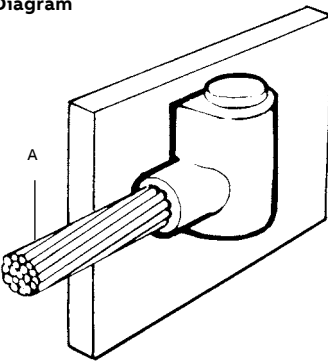
Use mold sealing compound (MSC) to ensure effective sealing.

Exothermic welding system

CS31 cable to steel surface and pipe – For flat surfaces

- Stranded conductor
- Solid circular conductor

CS31 cable to steel surface and pipe – For flat surfaces

Diagram	Cat. no.	Wire size (A) AWG or kcmil	Welding powder size	Handle clamp type	Sleeve	Std. ctn.
	CS31-4-#6	#6	45BKB	HCPK4	Sleeve#6	1
	CS31-4-#4	#4	45BKB	HCPK4	–	1
	CS31-4-#2S	#2 solid	45BKB	HCPK4	–	1
	CS31-4-#2	#2	45BKB	HCPK4	–	1
	CS31-4-#1	#1	65BKB	HCPK4	–	1
	CS31-4-1/0	1/0	90BKB	HCPK4	–	1
	CS31-4-2/0	2/0	90BKB	HCPK4	–	1
	CS31-4-3/0	3/0	115BKB	HCPK4	–	1
	CS31-4-4/0	4/0	115BKB	HCPK4	–	1
	CS31-4-250K	250	115BKB	HCPK4	–	1
	CS31-4-300K	300	150BKB	HCPK4	–	1
	CS31-4-350K	350	200BKB	HCPK4	–	1
	CS31-4-500K	500	200BKB	HCPK4	–	1

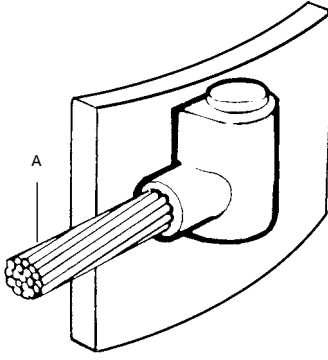
Add "R" or "L" to denote wire exiting left or right. (Example: CS31-6-#6r for #6 wire exiting on the right.)
Use mold sealing compound (MSC) to ensure effective sealing.

Exothermic welding system

CS31 cable to steel surface and pipe – For pipes

- Stranded conductor
- Solid circular conductor

CS31 cable to steel surface and pipe – For pipes

Diagram	Cat. no.	Wire size (A) AWG	Pipe size (B) in.	Welding powder size	Handle clamp type	Sleeve	Std. ctn.
	CS31-4-#4C	#4	1½ – 2¾	45BKB	HCPK4	–	1
	CS31-4-#4D		2¾ – 6½	45BKB	HCPK4	–	1
	CS31-4-#4F		6½ – 10	45BKB	HCPK4	–	1
	CS31-4-#4G		10 – 14	45BKB	HCPK4	–	1
	CS31-4-#2SC	#2 solid	1½ – 2¾	45BKB	HCPK4	–	1
	CS31-4-#2SD		2¾ – 6½	45BKB	HCPK4	–	1
	CS31-4-#2SF		6½ – 10	45BKB	HCPK4	–	1
	CS31-4-#2SG		10 – 14	45BKB	HCPK4	–	1
	CS31-4-#2C	#2	1½ – 2¾	45BKB	HCPK4	–	1
	CS31-4-#2D		2¾ – 6½	45BKB	HCPK4	–	1
	CS31-4-#2F		6½ – 10	45BKB	HCPK4	–	1
	CS31-4-#2G		10 – 14	45BKB	HCPK4	–	1
	CS31-4-#1C	#1	1½ – 2¾	65BKB	HCPK4	–	1
	CS31-4-#1D		2¾ – 6½	65BKB	HCPK4	–	1
	CS31-4-#1F		6½ – 10	65BKB	HCPK4	–	1
	CS31-4-#1G		10 – 14	65BKB	HCPK4	–	1
	CS31-4-1/0C	1/0	1½ – 2¾	90BKB	HCPK4	–	1
	CS31-4-1/0D		2¾ – 6½	90BKB	HCPK4	–	1
	CS31-4-1/0F		6½ – 10	90BKB	HCPK4	–	1
	CS31-4-1/0G		10 – 14	90BKB	HCPK4	–	1
	CS31-4-2/0C	2/0	1½ – 2¾	90BKB	HCPK4	–	1
	CS31-4-2/0D		2¾ – 6½	90BKB	HCPK4	–	1
	CS31-4-2/0F		6½ – 10	90BKB	HCPK4	–	1
	CS31-4-2/0G		10 – 14	90BKB	HCPK4	–	1
	CS31-4-3/0C	3/0	1½ – 2¾	115BKB	HCPK4	–	1
	CS31-4-3/0D		2¾" to 6½	115BKB	HCPK4	–	1
	CS31-4-3/0F		6½ – 10	115BKB	HCPK4	–	1
	CS31-4-3/0G		10 – 14	115BKB	HCPK4	–	1
	CS31-4-4/0C	4/0	1½ – 2¾	115BKB	HCPK4	–	1
	CS31-4-4/0D		2¾ – 6½	115BKB	HCPK4	–	1
	CS31-4-4/0F		6½ – 10	115BKB	HCPK4	–	1
	CS31-4-4/0G		10 – 14	115BKB	HCPK4	–	1

Over 14": use CS31 for flat surface.

Add "R" or "L" to denote wire exiting left or right. (Example: cs31-6-#6r for #6 wire exiting on the right.)

Use mold sealing compound (MSC) to ensure effective sealing.

Exothermic welding system

CS32 cable to steel surface and pipe – For pipes

- Stranded conductor

CS32 cable to steel surface and pipe – For pipes

Diagram	Cat. no.	Wire size (A) AWG	Pipe size (B) in.	Welding powder size	Handle clamp type	Sleeve	Std. ctn.	
	CS32-2-#4C	#4	1½ – 2¾	45BKB	HCPK2	-	1	
	CS32-2-#4D		2¾ – 6½	45BKB	HCPK2	-	1	
	CS32-2-#4F		6½ – 10	45BKB	HCPK2	-	1	
	CS32-2-#4G		10 – 14	45BKB	HCPK2	-	1	
	CS32-2-#2SC	#2 solid	1½ – 2¾	45BKB	HCPK2	-	1	
	CS32-2-#2SD		2¾ – 6½	45BKB	HCPK2	-	1	
	CS32-2-#2SF		6½ – 10	45BKB	HCPK2	-	1	
	CS32-2-#2SG		10 – 14	45BKB	HCPK2	-	1	
	CS32-2-#2C	#2	1½ – 2¾	45BKB	HCPK2	-	1	
	CS32-2-#2D		2¾ – 6½	45BKB	HCPK2	-	1	
	CS32-2-#2F		6½ – 10	45BKB	HCPK2	-	1	
	CS32-2-#2G		10 – 14	45BKB	HCPK2	-	1	
	CS32-2-#1D	#1	2¾ – 6½	65BKB	HCPK2	-	1	
	CS32-2-#1F		6½ – 10	65BKB	HCPK2	-	1	
	CS32-2-#1G		10 – 14	65BKB	HCPK2	-	1	
	Over 14": use CS8 for flat surface.							
		CS32-4-#1/OD	1/0	2¾ – 6½	90BKB	HCPK4	-	1
		CS32-4-#1/OF		6½ – 10	90BKB	HCPK4	-	1
		CS32-4-#1/OG		10 – 14	90BKB	HCPK4	-	1
		CS32-4-#2/OD	2/0	2¾ – 6½	90BKB	HCPK4	-	1
	CS32-4-#2/OF		6½ – 10	90BKB	HCPK4	-	1	
	CS32-4-#2/OG		10 – 14	90BKB	HCPK4	-	1	
	CS32-4-#3/OD	3/0	2¾ – 6½	90BKB	HCPK4	-	1	
	CS32-4-#3/OF		6½ – 10	90BKB	HCPK4	-	1	
	CS32-4-#3/OG		10 – 14	90BKB	HCPK4	-	1	
	CS32-4-#4/OD	4/0	2¾ – 6½	90BKB	HCPK4	-	1	
	CS32-4-#4/OF		6½ – 10	90BKB	HCPK4	-	1	
	CS32-4-#4/OG		10 – 14	90BKB	HCPK4	-	1	

Over 14": use CS1 for flat surface.

Add "R" or "L" to denote wire exiting left or right. (Example: CS31-6-#6R for #6 wire exiting on the right.)

Use mold sealing compound (MSC) to ensure effective sealing.

Exothermic welding system

CS34 cable to steel surface and pipe – For pipes

- Stranded conductor

CS34 cable to steel surface and pipe – For pipes

Diagram	Cat. no.	Wire size (A) AWG	Pipe size (B) in.	Welding powder size	Handle clamp type	Sleeve	Std. ctn.	
	CS34-2-#4C	#4	1½ – 2¾	45BKB	HCPK2	–	1	
	CS34-2-#4D		2¾ – 6½	45BKB	HCPK2	–	1	
	CS34-2-#4F		6½ – 10	45BKB	HCPK2	–	1	
	CS34-2-#4G		10 – 14	45BKB	HCPK2	–	1	
	CS34-2-#2SC	#2S	1½ – 2¾	45BKB	HCPK2	–	1	
	CS34-2-#2SD		2¾ – 6½	45BKB	HCPK2	–	1	
	CS34-2-#2SF		6½ – 10	45BKB	HCPK2	–	1	
	CS34-2-#2SG		10 – 14	45BKB	HCPK2	–	1	
	CS34-2-#2C	#2	1½ – 2¾	45BKB	HCPK2	–	1	
	CS34-2-#2D		2¾ – 6½	45BKB	HCPK2	–	1	
	CS34-2-#2F		6½ – 10	45BKB	HCPK2	–	1	
	CS34-2-#2G		10 – 14	45BKB	HCPK2	–	1	
	CS34-2-#1D	#1	2¾ – 6½	65BKB	HCPK2	–	1	
	CS34-2-#1F		6½ – 10	65BKB	HCPK2	–	1	
	CS34-2-#1G		10 – 14	65BKB	HCPK2	–	1	
	Over 14": use CS8 for flat surface.							
		CS34-4-#1/OD	1/0	2¾ – 6½	90BKB	HCPK4	–	1
		CS34-4-#1/OF		6½ – 10	90BKB	HCPK4	–	1
		CS34-4-#1/OG		10 – 14	90BKB	HCPK4	–	1
		CS34-4-#2/OD	2/0	2¾ – 6½	115BKB	HCPK4	–	1
	CS34-4-#2/OF		6½ – 10	115BKB	HCPK4	–	1	
	CS34-4-#2/OG		10 – 14	115BKB	HCPK4	–	1	
	CS34-4-#3/OD	3/0	2¾ – 6½	115BKB	HCPK4	–	1	
	CS34-4-#3/OF		6½ – 10	115BKB	HCPK4	–	1	
	CS34-4-#3/OG		10 – 14	115BKB	HCPK4	–	1	
	CS34-4-#4/OD	4/0	2¾ – 6½	150BKB	HCPK4	–	1	
	CS34-4-#4/OF		6½ – 10	150BKB	HCPK4	–	1	
	CS34-4-#4/OG		10 – 14	150BKB	HCPK4	–	1	

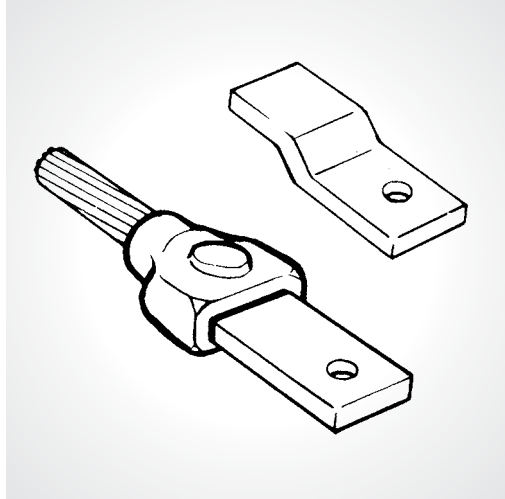
Over 14": use CS1 for flat surface

Use mold sealing compound (MSC) to ensure effective sealing.

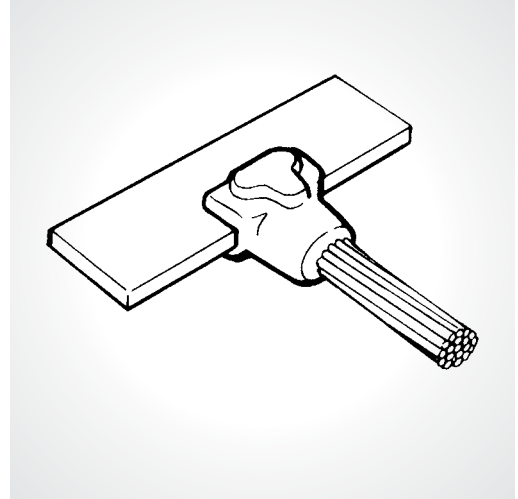
Exothermic welding system

Cable to bar quick reference

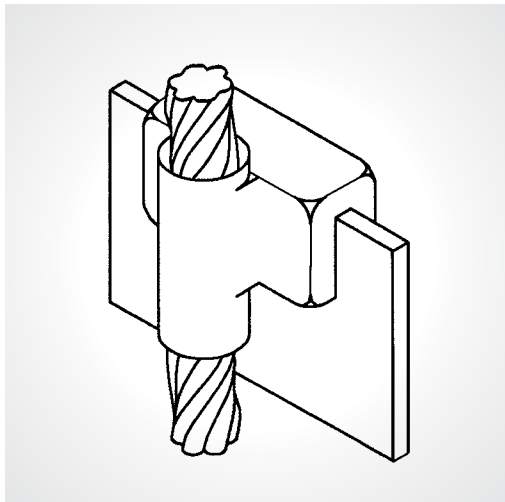
- 01 CB1
See page 45
- 02 CB4
See page 46
- 03 CB29
See page 47



— 01



— 02



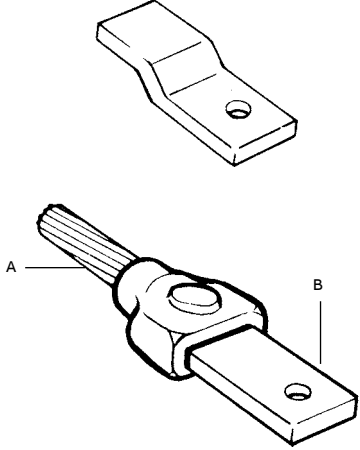
— 03

Exothermic welding system

CB1 cable to bar – For pipes

CB1 cable to bar – For pipes

- Stranded conductor
- Solid circular conductor
- Rectangular tape or bar

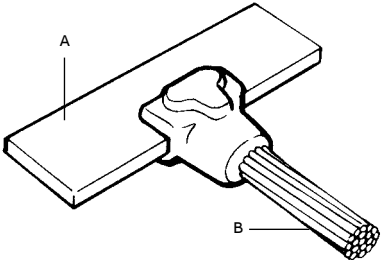
Diagrams	Cat. no.	Wire size (A) AWG or kcmil	Bar size (B) in.	Welding powder size	Handle clamp type	Sleeve	Std. ctn.
	CB1-4-#4181	#4	1/8 x 1	45BKB	HCPK4	–	1
	CB1-4-#2181	#2 solid	1/8 x 1	45BKB	HCPK4	–	1
	CB1-4-#2181	#2	1/8 x 1	45BKB	HCPK4	–	1
	CB1-4-#1181	#1	1/8 x 1	45BKB	HCPK4	–	1
	CB1-4-1/0181	1/0	1/8 x 1	45BKB	HCPK4	–	1
	CB1-4-1/03161		3/16 x 1	65BKB	HCPK4	–	1
	CB1-4-1/0141		1/4 x 1	65BKB	HCPK4	–	1
	CB1-4-2/0181	2/0	1/8 x 1	65BKB	HCPK4	–	1
	CB1-4-2/03161		3/16 x 1	65BKB	HCPK4	–	1
	CB1-4-2/0141		1/4 x 1	65BKB	HCPK4	–	1
	CB1-4-3/018	3/0	1/8 x 1	65BKB	HCPK4	–	1
	CB1-4-3/0161		3/16 x 1	90BKB	HCPK4	–	1
	CB1-4-3/0141		1/4 x 1	90BKB	HCPK4	–	1
	CB1-4-4/03161	4/0	3/16 x 1	90BKB	HCPK4	–	1
	CB1-4-4/0141		1/4 x 1	90BKB	HCPK4	–	1
	CB1-4-4/014112		1/4 x 1 1/2	90BKB	HCPK4	–	1
	CB1-4-4/0142		1/4 x 2	90BKB	HCPK4	–	1
	CB1-4-4/0143		1/4 x 3	90BKB	HCPK4	–	1
	CB1-4-250K3161	250	3/16 x 1	90BKB	HCPK4	–	1
	CB1-4-250K141		1/4 x 1	90BKB	HCPK4	–	1
	CB1-4-250K14112		1/4 x 1 1/2	90BKB	HCPK4	–	1
	CB1-4-250K142		1/4 x 2	90BKB	HCPK4	–	1
	CB1-4-250K143		1/4 x 3	90BKB	HCPK4	–	1
	CB1-4-300K141	300	1/4 x 1	90BKB	HCPK4	–	1
	CB1-4-300K14112		1/4 x 1 1/2	90BKB	HCPK4	–	1
	CB1-4-300K142		1/4 x 2	90BKB	HCPK4	–	1
	CB1-4-300K143		1/4 x 3	90BKB	HCPK4	–	1
CB1-4-350K141	350	1/4 x 1	115BKB	HCPK4	–	1	
CB1-4-350K14112		1/4 x 1 1/2	115BKB	HCPK4	–	1	
CB1-4-350K142		1/4 x 2	115BKB	HCPK4	–	1	
CB1-4-350K143		1/4 x 3	115BKB	HCPK4	–	1	
CB1-4-500K14112	500	1/4 x 1 1/2	200BKB	HCPK4	–	1	
CB1-4-500K142		1/4 x 2	200BKB	HCPK4	–	1	
CB1-4-500K143		1/4 x 3	200BKB	HCPK4	–	1	
CB1-4-500K38112		3/8 x 1 1/2	200BKB	HCPK4	–	1	
CB1-5-750K142	750	1/4 x 2	2 x 150BKB	HCPK5	–	1	
CB1-5-750K143		1/4 x 3	2 x 150BKB	HCPK5	–	1	
CB1-5-750k38112		3/8 x 1 1/2	2 x 150BKB	HCPK5	–	1	
CB1-5-750k382		3/8 x 2	2 x 150BKB	HCPK5	–	1	
CB1-5-750K383		3/8 x 3	2 x 150BKB	HCPK5	–	1	
CB1-5-1000K143	1000	1/4 x 3	2 x 200BKB	HCPK5	–	1	
CB1-5-1000K382		3/8 x 2	2 x 200BKB	HCPK5	–	1	
CB1-5-1000K383		3/8 x 3	2 x 200BKB	HCPK5	–	1	
CB1-5-1000K122		1/2 x 2	2 x 200BKB	HCPK5	–	1	
CB1-5-1000K123		1/2 x 3	2 x 200BKB	HCPK5	–	1	

Exothermic welding system

CB4 cable to bar – For flat surfaces

- Stranded conductor
- Solid circular conductor
- Rectangular tape or bar

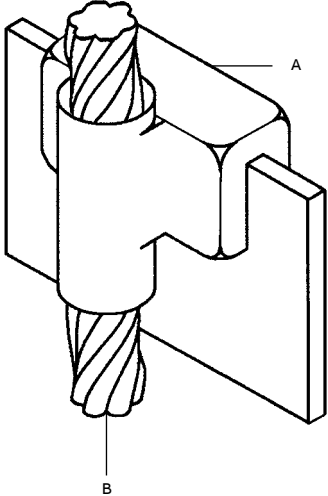
CB4 cable to bar – For flat surfaces

Diagram	Cat. no.	Bar size (A) in.	Wire size (B) AWG or kcmil	Welding powder size	Handle clamp type	Sleeve	Std. ctn.
	CB4-4-#2S14112	¼ x 1½ and wider	#2 solid	45BKB	HCPK4	–	1
	CB4-4-214112		#2	45BKB	HCPK4	–	1
	CB4-4-1/014112		1/0	90BKB	HCPK4	–	1
	CB4-4-2/014112		2/0	90BKB	HCPK4	–	1
	CB4-4-3/014112		3/0	90BKB	HCPK4	–	1
	CB4-4-4/014112		4/0	90BKB	HCPK4	–	1
	CB4-4-250K14112		250	115BKB	HCPK4	–	1
	CB4-4-300K14112		300	115BKB	HCPK4	–	1
	CB4-4-350K14112		350	150BKB	HCPK4	–	1
	CB4-4-500K1411		500	200BKB	HCPK4	–	1
	CB4-4-#2S38112	¾ x 1½ and wider	#2 solid	65BKB	HCPK4	–	1
	CB4-4-#238112		#2	65BKB	HCPK4	–	1
	CB4-4-1/038112		1/0	90BKB	HCPK4	–	1
	CB4-4-2/038112		2/0	90BKB	HCPK4	–	1
	CB4-4-4/038112		4/0	115BKB	HCPK4	–	1
	CB4-4-250K38112		250	150BKB	HCPK4	–	1
	CB4-4-300K38112		300	150BKB	HCPK4	–	1
	CB4-4-350K38112		350	200BKB	HCPK4	–	1
	CB4-4-500K38112		500	250BKB	HCPK4	–	1
	CB4-5-750K38112		750	2 x 150BKB	HCPK5	–	1
CB4-5-1000K38112		1000	2 x 200BKB	HCPK5	–	1	
CB4-4-#2S12112	½ x 1½ and wider	#2 solid	90BKB	HCPK4	–	1	
CB4-4-#212112		#2	90BKB	HCPK4	–	1	
CB4-4-1/012112		1/0	115BKB	HCPK4	–	1	
CB4-4-2/012112		2/0	115BKB	HCPK4	–	1	
CB4-4-3/012112		3/0	150BKB	HCPK4	–	1	
CB4-4-4/012112		4/0	150BKB	HCPK4	–	1	
CB4-4-250K12112		250	200BKB	HCPK4	–	1	
CB4-4-300K12112		300	200BKB	HCPK4	–	1	
CB4-4-350K12112		350	250BKB	HCPK4	–	1	
CB4-5-500K12112		500	2 x 150BKB	HCPK5	–	1	
CB4-5-750K12112		750	2 x 200BKB	HCPK5	–	1	
CB4-5-1000K12112		1000	2 x 250BKB	HCPK5	–	1	

Exothermic welding system

CB29 cable to bar – For flat surfaces

CB29 cable to bar – For flat surfaces

Diagram	Cat. no.	Bar Size (A) in.	Wire Size (B) AWG or kcmil	Welding Powder size	Handle clamp type	Sleeve	Std. ctn.
	CB29-9-#2S142	¼ x 2 and wider	#2 solid	250BKB	HCPK4	-	1
	CB29-9-#2142		#2	250BKB	HCPK4	-	1
	CB29-10-#1142		#1	2 x 150BKB	HCPK5	-	1
	CB29-10-1/0142		1/0	2 x 200BKB	HCPK5	-	1
	CB29-10-2/0142		2/0	2 x 200BKB	HCPK5	-	1
	CB29-10-4/0142		4/0	2 x 250BKB	HCPK5	-	1
	CB29-10-250K142		250	2 x 250BKB	HCPK5	-	1
	CB29-10-500K142		500	2 x 250BKB	HCPK5	-	1
	CB29-10-750K142		750	3 x 200BKB	HCPK5	-	1
	CB29-9-#2S382	¾ x 2 and wider	#2 solid	250BKB	HCPK4	-	1
	CB29-9-#2382		#2 solid	250BKB	HCPK4	-	1
	CB29-10-#1382		#1	2 x 150BKB	HCPK5	-	1
	CB29-10-1/0382		1/0	2 x 200BKB	HCPK5	-	1
	CB29-102/0382		2/0	2 x 200BKB	HCPK5	-	1
	CB29-104/0382		4/0	2 x 250BKB	HCPK5	-	1
	CB29-10-250K382		250	2 x 250BKB	HCPK5	-	1
	CB29-10-500K382		500	2 x 250BKB	HCPK5	-	1
	CB29-10-750K382		750	3 x 200BKB	HCPK5	-	1
	CB29-10-#2S122	½ x 2 and wider	#2 solid	2 x 150BKB	HCPK5	-	1
	CB29-10-#2122		#2	2 x 150BKB	HCPK5	-	1
	CB29-10-#1122		#1	2 x 200BKB	HCPK5	-	1
	CB29-10-1/0122		1/0	2 x 250BKB	HCPK5	-	1
	CB29-10-2/0122		2/0	2 x 250BKB	HCPK5	-	1
	CB29-10-4/0122		4/0	3 x 200BKB	HCPK5	-	1
	CB29-10-250K122		250	3 x 200BKB	HCPK5	-	1
	CB29-10-500K122		500	3 x 200BKB	HCPK5	-	1
	CB29-10-750K		750	3 x 250BKB	HCPK5	-	1

Use mold sealing compound (MSC) to ensure effective sealing.

Exothermic welding system

Bar to bar quick reference

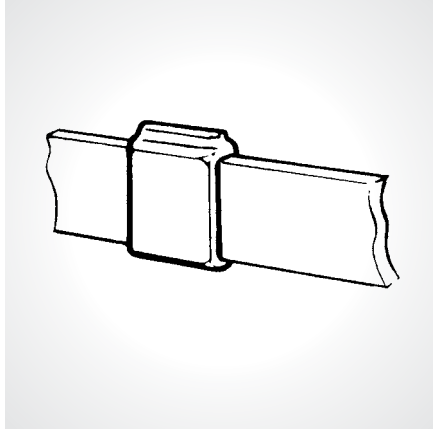
—
01 BB1
See page 49

—
02 BB2
See page 50

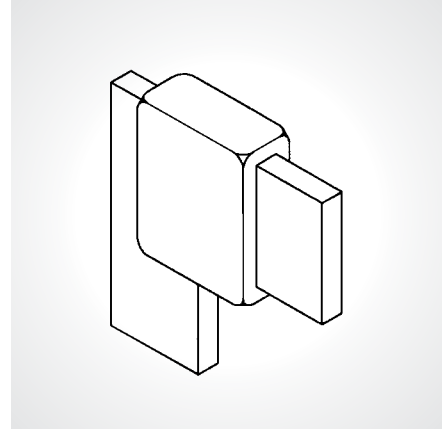
—
03 BB3
See page 51

—
04 BB7
See page 52

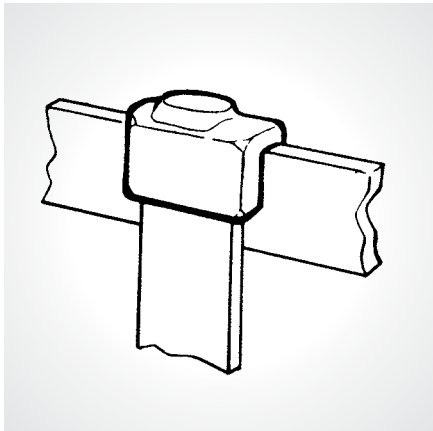
—
05 BB14
See page 53



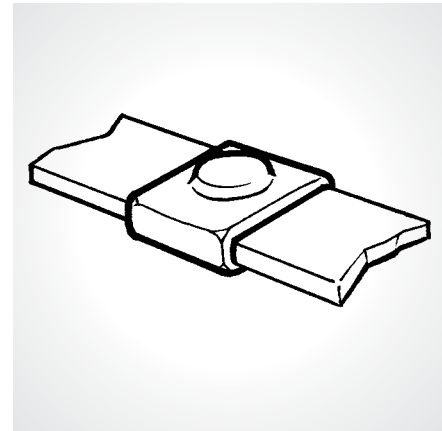
—
01



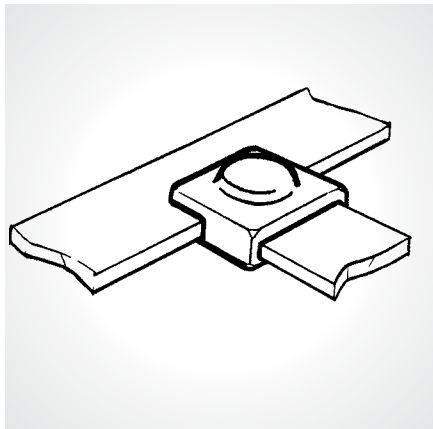
—
02



—
03



—
04

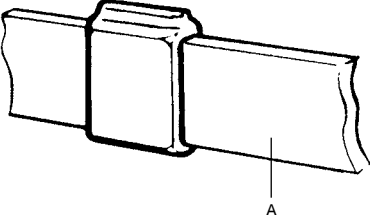


—
05

Exothermic welding system

BB1 bar to bar – For flat surfaces

BB1 bar to bar – For flat surfaces

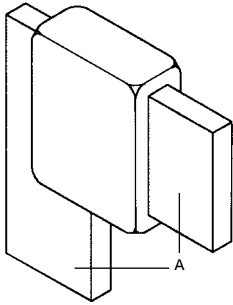
	Cat. no.	Bar size (A) in.	Welding powder size	Handle clamp type	Sleeve	Std. ctn.
Diagram 	BB1-4-181	$\frac{3}{8} \times 1$	45BKB	HCPK4	–	1
	BB1-4-18112	$\frac{3}{8} \times 1\frac{1}{2}$	65BKB	HCPK4	–	1
	BB1-4-182	$\frac{3}{8} \times 2$	90BKB	HCPK4	–	1
	BB1-4-183	$\frac{3}{8} \times 3$	200BKB	HCPK4	–	1
	BB1-4-184	$\frac{3}{8} \times 4$	250BKB	HCPK4	–	1
	BB1-4-3161	$\frac{3}{16} \times 1$	65BKB	HCPK4	–	1
	BB1-4-3162	$\frac{3}{16} \times 2$	115BKB	HCPK4	–	1
	BB1-4-141	$\frac{1}{4} \times 1$	90BKB	HCPK4	–	1
	BB1-4-14114	$\frac{1}{4} \times 1\frac{1}{4}$	115BKB	HCPK4	–	1
	BB1-4-14112	$\frac{1}{4} \times 1\frac{1}{2}$	150BKB	HCPK4	–	1
	BB1-4-142	$\frac{1}{4} \times 2$	200BKB	HCPK4	–	1
	BB1-4-14212	$\frac{1}{4} \times 2\frac{1}{2}$	250BKB	HCPK4	–	1
	BB1-5-143	$\frac{1}{4} \times 3$	2 x 200BKB	HCPK5	–	1
	BB1-5-144	$\frac{1}{4} \times 4$	2 x 250BKB	HCPK5	–	1
	BB1-4-381	$\frac{3}{8} \times 1$	150BKB	HCPK5	–	1
	BB1-4-38112	$\frac{3}{8} \times 1\frac{1}{2}$	250BKB	HCPK4	–	1
	BB1-5-382	$\frac{3}{8} \times 2$	2 x 150BKB	HCPK5	–	1
	BB1-5-383	$\frac{3}{8} \times 3$	2 x 250BKB	HCPK5	–	1
	BB1-5-384	$\frac{3}{8} \times 4$	3 x 200BKB	HCPK5	–	1
	BB1-4-121	$\frac{1}{2} \times 1$	200BKB	HCPK4	–	1
	BB1-5-122	$\frac{1}{2} \times 2$	2 x 200BKB	HCPK5	–	1

Exothermic welding system

BB2 bar to bar – For flat surfaces

BB2 bar to bar – For flat surfaces

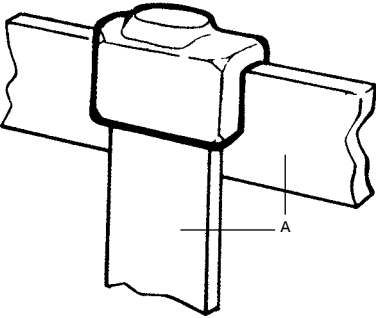
	Cat. no.	Bar size (A) in.	Welding powder size	Handle clamp type	Sleeve	Std. ctn.
Diagram	BB2-4-181	$\frac{1}{8} \times 1$	45BKB	HCPK4	–	1
	BB2-4-18112	$\frac{1}{8} \times 1\frac{1}{2}$	65BKB	HCPK4	–	1
	BB2-4-182	$\frac{1}{8} \times 2$	90BKB	HCPK4	–	1
	BB2-4-183	$\frac{1}{8} \times 3$	200BKB	HCPK4	–	1
	BB2-4-184	$\frac{1}{8} \times 4$	250BKB	HCPK4	–	1
	BB2-4-3161	$\frac{3}{16} \times 1$	65BKB	HCPK4	–	1
	BB2-4-3162	$\frac{3}{16} \times 2$	115BKB	HCPK4	–	1
	BB2-4-141	$\frac{1}{4} \times 1$	90BKB	HCPK4	–	1
	BB2-4-14114	$\frac{1}{4} \times 1\frac{1}{4}$	115BKB	HCPK4	–	1
	BB2-4-14112	$\frac{1}{4} \times 1\frac{1}{2}$	150BKB	HCPK4	–	1
	BB2-4-142	$\frac{1}{4} \times 2$	200BKB	HCPK4	–	1
	BB2-4-14212	$\frac{1}{4} \times 2\frac{1}{2}$	250BKB	HCPK4	–	1
	BB2-5-143	$\frac{1}{4} \times 3$	2 x 200BKB	HCPK5	–	1
	BB2-5-144	$\frac{1}{4} \times 4$	2 x 250BKB	HCPK5	–	1
	BB2-4-381	$\frac{3}{8} \times 1$	150BKB	HCPK5	–	1
	BB2-4-38112	$\frac{3}{8} \times 1\frac{1}{2}$	250BKB	HCPK4	–	1
	BB2-5-382	$\frac{3}{8} \times 2$	2 x 150BKB	HCPK5	–	1
	BB2-5-383	$\frac{3}{8} \times 3$	2 x 250BKB	HCPK5	–	1
	BB2-5-384	$\frac{3}{8} \times 4$	3 x 200BKB	HCPK5	–	1
	BB2-4-121	$\frac{1}{2} \times 1$	200BKB	HCPK4	–	1
BB2-5-122	$\frac{1}{2} \times 2$	2 x 200BKB	HCPK5	–	1	



Exothermic welding system

BB3 bar to bar – For flat surfaces

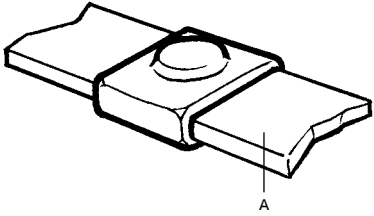
BB3 bar to bar – For flat surfaces

	Cat. no.	Bar size (A) in.	Welding powder size	Handle clamp type	Sleeve	Std. ctn.
	BB3-4-181	$\frac{1}{8} \times 1$	45BKB	HCPK4	–	1
	BB3-4-18112	$\frac{1}{8} \times 1\frac{1}{2}$	65BKB	HCPK4	–	1
	BB3-4-182	$\frac{1}{8} \times 2$	90BKB	HCPK4	–	1
	BB3-4-183	$\frac{1}{8} \times 3$	200BKB	HCPK4	–	1
	BB3-4-184	$\frac{1}{8} \times 4$	250BKB	HCPK4	–	1
	BB3-4-3161	$\frac{3}{16} \times 1$	65BKB	HCPK4	–	1
	BB3-4-3162	$\frac{3}{16} \times 2$	115BKB	HCPK4	–	1
	BB3-4-141	$\frac{1}{4} \times 1$	90BKB	HCPK4	–	1
	BB3-4-14114	$\frac{1}{4} \times 1\frac{1}{4}$	115BKB	HCPK4	–	1
	BB3-4-14112	$\frac{1}{4} \times 1\frac{1}{2}$	150BKB	HCPK4	–	1
	BB3-4-142	$\frac{1}{4} \times 2$	200BKB	HCPK4	–	1
	BB3-4-14212	$\frac{1}{4} \times 2\frac{1}{2}$	250BKB	HCPK4	–	1
	BB3-5-143	$\frac{1}{4} \times 3$	2 x 200BKB	HCPK5	–	1
	BB3-5-144	$\frac{1}{4} \times 4$	2 x 250BKB	HCPK5	–	1
	BB3-4-381	$\frac{3}{8} \times 1$	150BKB	HCPK5	–	1
	BB3-4-38112	$\frac{3}{8} \times 1\frac{1}{2}$	250BKB	HCPK4	–	1
	BB3-5-382	$\frac{3}{8} \times 2$	2 x 150BKB	HCPK5	–	1
	BB3-5-383	$\frac{3}{8} \times 3$	2 x 250BKB	HCPK5	–	1
	BB3-5-384	$\frac{3}{8} \times 4$	3 x 200BKB	HCPK5	–	1
	BB3-4-121	$\frac{1}{2} \times 1$	200BKB	HCPK4	–	1
	BB3-5-122	$\frac{1}{2} \times 2$	2 x 200BKB	HCPK5	–	1

Exothermic welding system

BB7 bar to bar – For flat surfaces

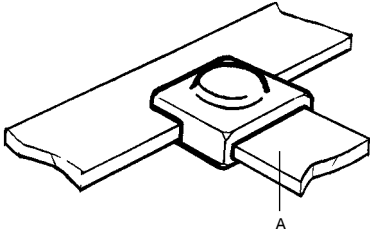
BB7 bar to bar – For flat surfaces

	Cat. no.	Bar size (A) in.	Welding powder size	Handle clamp type	Sleeve	Std. ctn.
Diagram 	BB7-4-181	$\frac{1}{8} \times 1$	45BKB	HCPK4	–	1
	BB7-4-18112	$\frac{1}{8} \times 1\frac{1}{2}$	65BKB	HCPK4	–	1
	BB7-4-182	$\frac{1}{8} \times 2$	90BKB	HCPK4	–	1
	BB7-4-183	$\frac{1}{8} \times 3$	200BKB	HCPK4	–	1
	BB7-4-184	$\frac{1}{8} \times 4$	250BKB	HCPK4	–	1
	BB7-4-3161	$\frac{3}{16} \times 1$	65BKB	HCPK4	–	1
	BB7-4-3162	$\frac{3}{16} \times 2$	115BKB	HCPK4	–	1
	BB7-4-141	$\frac{1}{4} \times 1$	90BKB	HCPK4	–	1
	BB7-4-14114	$\frac{1}{4} \times 1\frac{1}{4}$	115BKB	HCPK4	–	1
	BB7-4-14112	$\frac{1}{4} \times 1\frac{1}{2}$	150BKB	HCPK4	–	1
	BB7-4-142	$\frac{1}{4} \times 2$	200BKB	HCPK4	–	1
	BB7-4-14212	$\frac{1}{4} \times 2\frac{1}{2}$	250BKB	HCPK4	–	1
	BB7-5-143	$\frac{1}{4} \times 3$	2 x 200BKB	HCPK5	–	1
	BB7-5-144	$\frac{1}{4} \times 4$	2 x 250BKB	HCPK5	–	1
	BB7-4-381	$\frac{3}{8} \times 1$	150BKB	HCPK5	–	1
	BB7-4-38112	$\frac{3}{8} \times 1\frac{1}{2}$	250BKB	HCPK4	–	1
	BB7-5-382	$\frac{3}{8} \times 2$	2 x 150BKB	HCPK5	–	1
	BB7-5-383	$\frac{3}{8} \times 3$	2 x 250BKB	HCPK5	–	1
	BB7-5-384	$\frac{3}{8} \times 4$	3 x 200BKB	HCPK5	–	1
	BB7-4-121	$\frac{1}{2} \times 1$	200BKB	HCPK4	–	1
	BB7-5-122	$\frac{1}{2} \times 2$	2 x 200BKB	HCPK5	–	1

Exothermic welding system

BB14 bar to bar – For flat surfaces

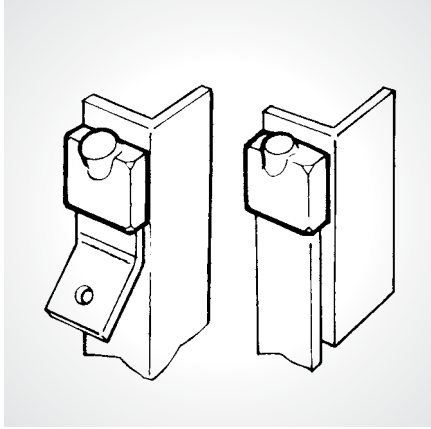
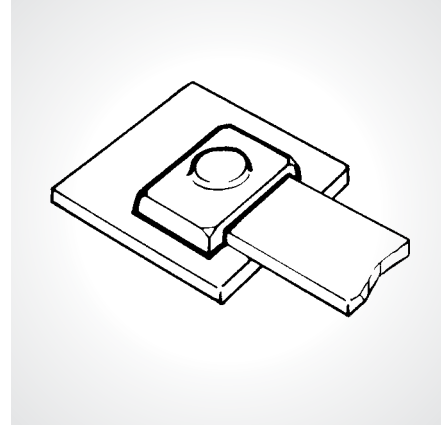
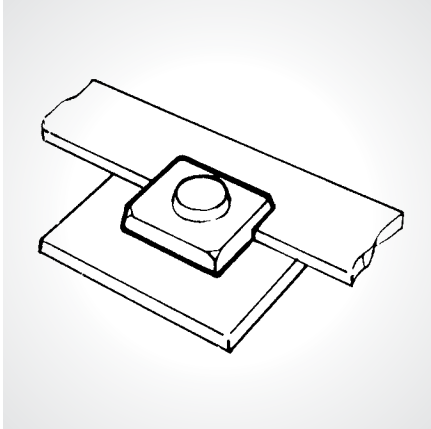
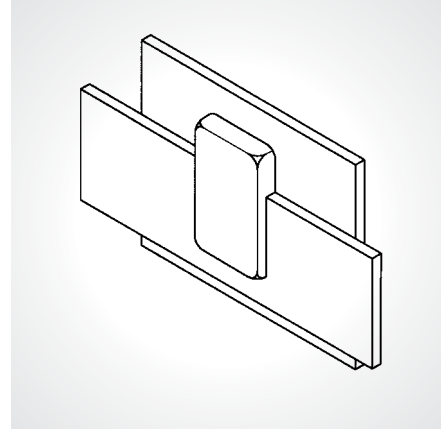
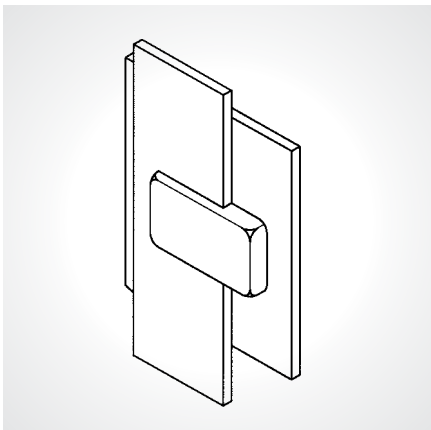
BB14 bar to bar – For flat surfaces

Diagram	Cat. no.	Bar size (A) in.	Welding powder size	Handle clamp type	Sleeve	Std. ctn.
	BB14-4-181	$\frac{1}{8} \times 1$	45BKB	HCPK4	–	1
	BB14-4-18112	$\frac{1}{8} \times 1\frac{1}{2}$	65BKB	HCPK4	–	1
	BB14-4-182	$\frac{1}{8} \times 2$	90BKB	HCPK4	–	1
	BB14-4-183	$\frac{1}{8} \times 3$	200BKB	HCPK4	–	1
	BB14-4-184	$\frac{1}{8} \times 4$	250BKB	HCPK4	–	1
	BB14-4-3161	$\frac{3}{16} \times 1$	65BKB	HCPK4	–	1
	BB14-4-3162	$\frac{3}{16} \times 2$	115BKB	HCPK4	–	1
	BB14-4-141	$\frac{1}{4} \times 1$	90BKB	HCPK4	–	1
	BB14-4-14114	$\frac{1}{4} \times 1\frac{1}{4}$	115BKB	HCPK4	–	1
	BB14-4-14112	$\frac{1}{4} \times 1\frac{1}{2}$	150BKB	HCPK4	–	1
	BB14-4-142	$\frac{1}{4} \times 2$	200BKB	HCPK4	–	1
	BB14-4-14212	$\frac{1}{4} \times 2\frac{1}{2}$	250BKB	HCPK4	–	1
	BB14-5-143	$\frac{1}{4} \times 3$	2 x 200BKB	HCPK5	–	1
	BB14-5-144	$\frac{1}{4} \times 4$	2 x 250BKB	HCPK5	–	1
	BB14-4-381	$\frac{3}{8} \times 1$	150BKB	HCPK5	–	1
	BB14-4-38112	$\frac{3}{8} \times 1\frac{1}{2}$	250BKB	HCPK4	–	1
	BB14-5-382	$\frac{3}{8} \times 2$	2 x 150BKB	HCPK5	–	1
	BB14-5-383	$\frac{3}{8} \times 3$	2 x 250BKB	HCPK5	–	1
	BB14-5-384	$\frac{3}{8} \times 4$	3 x 200BKB	HCPK5	–	1
	BB14-4-121	$\frac{1}{2} \times 1$	200BKB	HCPK4	–	1
	BB14-5-122	$\frac{1}{2} \times 2$	2 x 200BKB	HCPK5	–	1

Exothermic welding system

Bar to steel surface quick reference

- 01 BS1
See page 55
- 02 BS2
See page 55
- 03 BS3
See page 56
- 04 BS4
See page 56
- 05 BS5
See page 57

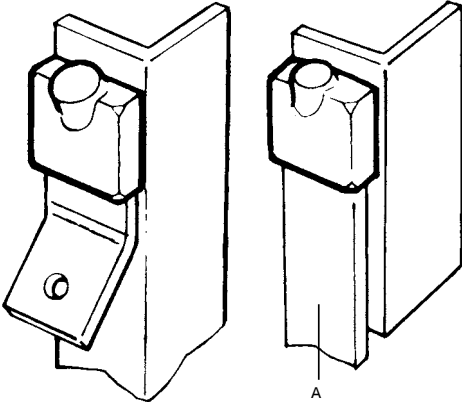
—
01—
02—
03—
04—
05

Exothermic welding system

BS1 and BS2 bar to steel surface – For flat surfaces

- Rectangular tape or bar

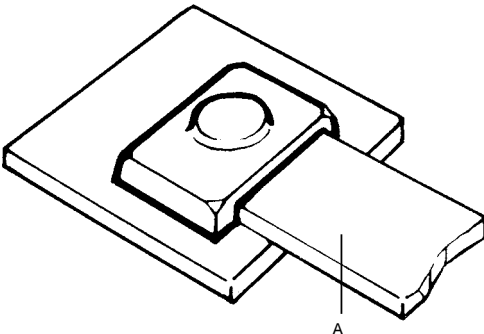
BS1 bar to steel surface – For flat surfaces

Diagrams	Cat. no.	Bar size (A) in.	Welding powder size	Handle clamp type	Sleeve	Std. ctn.
	BS1-4-181	1/8 x 1	115BKB	HCPK4	4	1
	BS1-4-18112	1/8 x 1 1/2	150BKB	HCPK4	4	1
	BS1-4-182	1/8 x 2	200BKB	HCPK4	4	1
	BS1-4-3161	3/16 x 1	150BKB	HCPK4	4	1
	BS1-4-316112	3/16 x 1 1/2	200BKB	HCPK4	4	1
	BS1-4-3162	3/16 x 2	250BKB	HCPK4	4	1
	BS1-4-141	1/4 x 1	150BKB	HCPK4	4	1
	BS1-4-14114	1/4 x 1 1/4	200BKB	HCPK4	4	1
	BS1-4-14112	1/4 x 1 1/2	250BKB	HCPK4	4	1
	BS1-5-142	1/4 x 2	2 x 150BKB	HCPK4	4	1
	BS1-4-381	3/8 x 1	200BKB	HCPK5	4	1
	BS1-4-38112	3/8 x 1 1/2	250BKB	HCPK4	4	1
	BS1-5-382	3/8 x 2	2 x 200BKB	HCPK5	5	1
	BS1-4-121	1/2 x 1	250BKB	HCPK4	4	1
	BS1-5-12112	1/2 x 1 1/2	2 x 200BKB	HCPK5	5	1
	BS1-5-122	1/2 x 2	2 x 250BKB	HCPK5	5	1

Mold sealing compound (MSC) will be required if surface is uneven.

- Rectangular tape or bar

BS2 bar to steel surface – For flat surfaces

Diagram	Cat. no.	Bar size (A) in.	Welding powder size	Handle clamp type	Sleeve	Std. ctn.
	BS2-4-181	1/8 x 1	115BKB	HCPK4	–	1
	BS2-4-18112	1/8 x 1 1/2	150BKB	HCPK4	–	1
	BS2-4-182	1/8 x 2	200BKB	HCPK4	–	1
	BS2-4-3161	3/16 x 1	150BKB	HCPK4	–	1
	BS2-4-316112	3/16 x 1 1/2	200BKB	HCPK4	–	1
	BS2-4-3162	3/16 x 2	250BKB	HCPK4	–	1
	BS2-4-141	1/4 x 1	150BKB	HCPK4	–	1
	BS2-4-14114	1/4 x 1 1/4	200BKB	HCPK4	–	1
	BS2-4-14112	1/4 x 1 1/2	250BKB	HCPK4	–	1
	BS2-5-142	1/4 x 2	2 X 150BKB	HCPK4	–	1
	BS2-4-381	3/8 x 1	200BKB	HCPK5	–	1
	BS2-4-38112	3/8 x 1 1/2	250BKB	HCPK4	–	1
	BS2-5-382	3/8 x 2	2 X 200BKB	HCPK5	–	1
	BS2-4-121	1/2 x 1	250BKB	HCPK4	–	1
	BS2-5-12112	1/2 x 1 1/2	2 X 200BKB	HCPK5	–	1
	BS2-5-122	1/2 x 2	2 X 250BKB	HCPK5	–	1

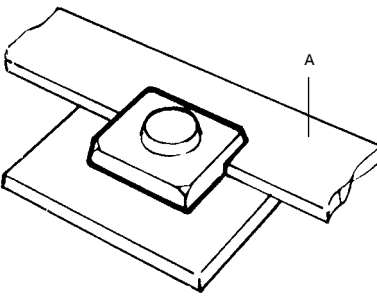
Mold sealing compound (MSC) will be required if surface is uneven.

Exothermic welding system

BS3 and BS4 bar to steel surface – For flat surfaces

- Rectangular tape or bar

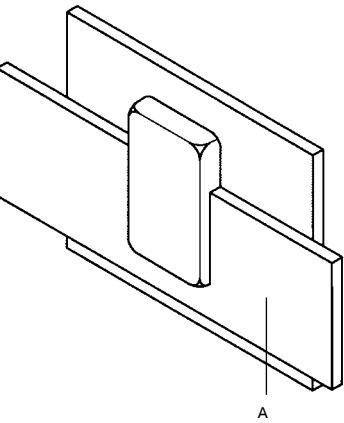
BS3 bar to steel surface – For flat surfaces

Diagram	Cat. no.	Bar size (A) in.	Welding powder size	Handle clamp type	Sleeve	Std. ctn.
	BS3-4-181	$\frac{1}{8} \times 1$	115BKB	HCPK4	–	1
	BS3-4-18112	$\frac{1}{8} \times 1\frac{1}{2}$ and wider	150BKB	HCPK4	–	1
	BS3-4-3161	$\frac{3}{16} \times 1$	150BKB	HCPK4	–	1
	BS3-4-316112	$\frac{3}{16} \times 1\frac{1}{2}$ and wider	200BKB	HCPK4	–	1
	BS3-4-141	$\frac{1}{4} \times 1$	150BKB	HCPK4	–	1
	BS3-4-14114	$\frac{1}{4} \times 1\frac{1}{4}$	200BKB	HCPK4	–	1
	BS3-4-14112	$\frac{1}{4} \times 1\frac{1}{2}$ and wider	250BKB	HCPK4	–	1
	BS3-4-381	$\frac{3}{8} \times 1$	200BKB	HCPK5	–	1
	BS3-4-38112	$\frac{3}{8} \times 1\frac{1}{2}$ and wider	250BKB	HCPK4	–	1
	BS3-4-121	$\frac{1}{2} \times 1$	250BKB	HCPK4	–	1
	BS3-5-12112	$\frac{1}{2} \times 1\frac{1}{2}$ and wider	2 x 200BKB	HCPK5	–	1

Mold sealing compound (MSC) will be required if surface is uneven.

- Rectangular tape or bar

BS4 bar to steel surface – For flat surfaces

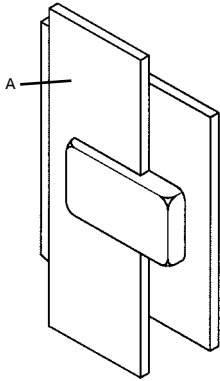
Diagram	Cat. no.	Bar size (A) in.	Welding powder size	Handle clamp type	Sleeve	Std. ctn.
	BS4-4-181	$\frac{1}{8} \times 1$	115BKB	HCPK4	–	1
	BS4-4-18112	$\frac{1}{8} \times 1\frac{1}{2}$	150BKB	HCPK4	–	1
	BS4-4-182	$\frac{1}{8} \times 2$	200BKB	HCPK4	–	1
	BS4-4-3161	$\frac{3}{16} \times 1$	150BKB	HCPK4	–	1
	BS4-4-316112	$\frac{3}{16} \times 1\frac{1}{2}$	200BKB	HCPK4	–	1
	BS4-4-3162	$\frac{3}{16} \times 2$	250BKB	HCPK4	–	1
	BS4-4-141	$\frac{1}{4} \times 1$	150BKB	HCPK4	–	1
	BS4-4-14114	$\frac{1}{4} \times 1\frac{1}{4}$	200BKB	HCPK4	–	1
	BS4-4-14112	$\frac{1}{4} \times 1\frac{1}{2}$	250BKB	HCPK4	–	1
	BS4-5-142	$\frac{1}{4} \times 2$	2 x 150BKB	HCPK4	–	1
	BS4-4-381	$\frac{3}{8} \times 1$	200BKB	HCPK5	–	1
	BS4-4-38112	$\frac{3}{8} \times 1\frac{1}{2}$	250BKB	HCPK4	–	1
	BS4-5-382	$\frac{3}{8} \times 2$	2 x 200BKB	HCPK5	–	1
	BS4-4-121	$\frac{1}{2} \times 1$	250BKB	HCPK4	–	1
	BS4-5-12112	$\frac{1}{2} \times 1\frac{1}{2}$	2 x 200BKB	HCPK5	–	1
	BS4-5-122	$\frac{1}{2} \times 2$	2 x 250BKB	HCPK5	–	1

Mold sealing compound (MSC) will be required if surface is uneven.

Exothermic welding system

BS5 bar to steel surface – For flat surfaces

BS5 bar to steel surface – For flat surfaces

	Cat. no.	Bar size (A) in.	Welding powder size	Handle clamp type	Sleeve	Std. ctn.
Diagram 	BS5-4-181	$\frac{1}{8} \times 1$	115BKB	HCPK4	–	1
	BS5-4-18112	$\frac{1}{8} \times 1\frac{1}{2}$	150BKB	HCPK4	–	1
	BS5-4-182	$\frac{1}{8} \times 2$ and wider	200BKB	HCPK4	–	1
	BS5-4-3161	$\frac{3}{16} \times 1$	150BKB	HCPK4	–	1
	BS5-4-316112	$\frac{3}{16} \times 1\frac{1}{2}$	200BKB	HCPK4	–	1
	BS5-4-3162	$\frac{3}{16} \times 2$ and wider	250BKB	HCPK4	–	1
	BS5-4-141	$\frac{1}{4} \times 1$	150BKB	HCPK4	–	1
	BS5-4-14114	$\frac{1}{4} \times 1\frac{1}{4}$	200BKB	HCPK4	–	1
	BS5-4-14112	$\frac{1}{4} \times 1\frac{1}{2}$	250BKB	HCPK4	–	1
	BS5-5-142	$\frac{1}{4} \times 2$ and wider	2 x 150BKB	HCPK5	–	1
	BS5-4-381	$\frac{3}{8} \times 1$	200BKB	HCPK5	–	1
	BS5-4-38112	$\frac{3}{8} \times 1\frac{1}{2}$	250BKB	HCPK4	–	1
	BS5-5-382	$\frac{3}{8} \times 2$ and wider	2 x 200BKB	HCPK5	–	1
	BS5-4-121	$\frac{1}{2} \times 1$	250BKB	HCPK4	–	1
	BS5-5-12112	$\frac{1}{2} \times 1\frac{1}{2}$	2 x 200BKB	HCPK5	–	1
	BS5-5-122	$\frac{1}{2} \times 2$ and wider	2 x 250BKB	HCPK5	–	1

Mold sealing compound (MSC) will be required if surface is uneven.

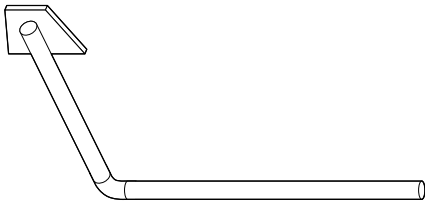
Exothermic welding system

Tools and accessories

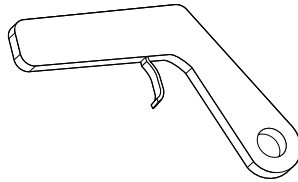
Tools and accessories

Cat. no.	Description	Applications	Std. ctn.
WWB1	Cable cleaning brush	Cleaning of stranded and other circular section conductors	6
WRB1	Replacement elements (pair)	–	3
BFC	Card cloth brush	Cleaning of conductors and surfaces	10
FGUN	Flint igniter gun	Starting powder ignition	10
BCM	Mold cleaning brush	Soft brush for mold cleaning	10
STM1-TB	Mold scraper tool	Break up and removal of slag in mold crucible	10
MSC	Mold sealing compound	Mold sealing on uneven surfaces, and general mold sealing	5
PACK-A	Packing	Mold sealing on rebar surfaces	50
SLEEVE#6	Sleeve for #6 wire	Prevents burning of small section wire	100
SLEEVE#6S	Sleeve for #6S wire	Prevents burning of small section wire	100
SLEEVE#8	Sleeve for #8 wire	Prevents burning of small section wire	100
SLEEVE#8S	Sleeve for #8s wire	Prevents burning of small section wire	100
SHIM	Copper shim	For sealing around undersize conductors	100

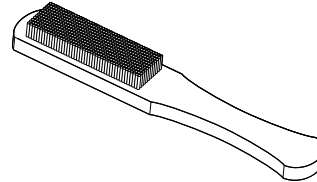
Diagrams



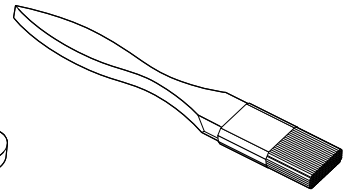
STM1-TB



FGUN



BFC



BCM

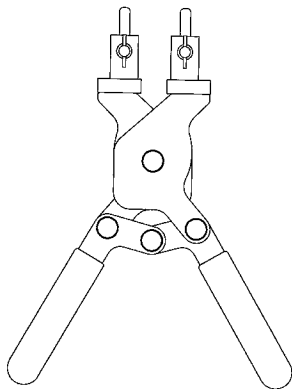
Exothermic welding system

Handle clamps

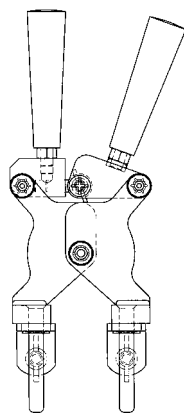
Handle clamps

Cat. no.	Description	Applications	Std. ctn.
HCPK1	Price key 1 handle	For use on price key 1 molds	1
HCPK2	Price key 2 handle	For use on price key 2 molds	1
HCPK3	Price key 3 handle clamp	For use on price key 3 molds	1
HCPK3A	Price key 3A handle clamp	Type 3A molds (connections to vertical rebars)	1
HCPK3B	Price key 3B handle clamp	Type 3B molds (connections to horizontal rebars)	1
HCPK3BMOD	Price key3B modified clamp	Type 3B molds (cross connections to horizontal rebars)	1
HCPK4	Price key 4 handle clamp	For use on price key 4 molds	1
HCPK5	Price key 5 handle clamp	For use on price key 5 molds	1
HCPK7	Price key 7 handle clamp	For use on price key 7 molds	1
HCPK8	Price key 8 handle clamp	For use on price key 8 molds	1
FRAME1	Price key 9 frame	For use with HCPK4 on price key 9 molds	1
FRAME2	Price key 10 frame	For use with HCPK5 on price key 10 molds	1

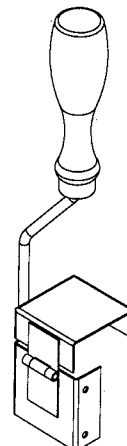
Diagrams



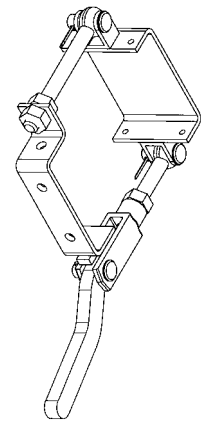
HCPK3



HCPK4



HCPK2



Frame 1

Exothermic welding system

Sure Shot[®] welding mold for conductor to copper ground rod

Quick, easy and disposable – no maintenance required!


- Fast and simple to use
- Maintenance-free disposable molds
- Packaged with everything necessary to make a connection
- Biodegradable ceramic mold can be left underground
- Ergonomic hexagonal design allows easy handling, even with gloves

For the ultimate in speedy, convenient connections, try the Sure Shot Welding Mold, an extension of the Blackburn[®] line of exothermic welding products.

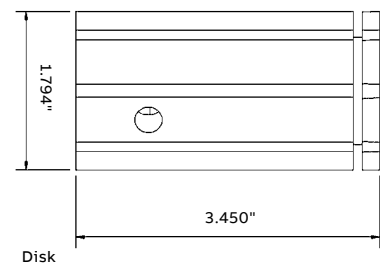
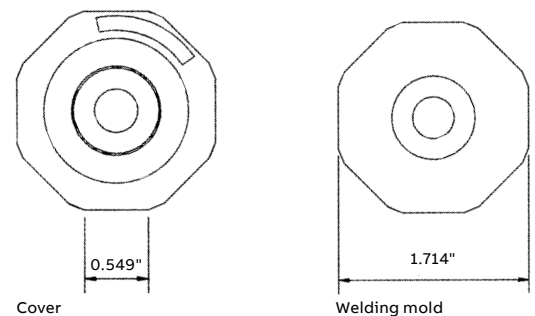
Sure Shot molds come packaged with all of the components you need to make a connection. The mold's hexagonal shape makes it easy to pick up and hold without removing your safety gloves and also ensures that it won't roll away while you're preparing the connection.

To make a connection, simply position the Sure Shot mold, add the weld powder and starting powder and ignite with a flint gun. It's that easy.

Since Sure Shot molds are disposable, there's no need to clean them after use. In fact, you don't even have to remove the molds from underground installations, because they're made of "earth-friendly" biodegradable ceramic.



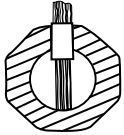
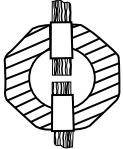
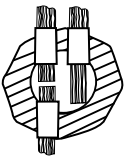
Dimensions



Exothermic welding system

Wire positioning

Wire positioning


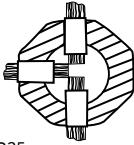
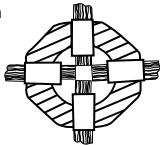
	Cat. no.	Ground rod size (in.)	Conductor size (AWG)	
			Solid	Stranded
Blackburn® Type SCR1				
Diagram  SCR1	SCR1-58-6808	5/8	6, 8	8
	SCR1-58-3446	5/8	3, 4	4, 6
	SCR1-58-1223	5/8	1, 2	2, 3
	SCR1-58-2010	5/8	2/0, 1/0	1/0, 1
	SCR1-58-0020	5/8	–	2/0
	SCR1-34-6808	3/4	6, 8	8
	SCR1-34-3446	3/4	3, 4	4, 6
	SCR1-34-1223	3/4	1, 2	2, 3
	SCR1-34-2010	3/4	2/0, 1/0	1/0, 1
	SCR1-34-0020	3/4	–	2/0
	SCR1-34-0040	3/4	–	4/0
Blackburn Type SCR2				
Diagram  SCR2	SCR2-58-6808	5/8	6, 8	8
	SCR2-58-3446	5/8	3, 4	4, 6
	SCR2-58-1223	5/8	1, 2	2, 3
	SCR2-58-2010	5/8	2/0, 1/0	1/0, 1
	SCR2-58-0020	5/8	–	2/0
	SCR2-34-6808	3/4	6, 8	8
	SCR2-34-3446	3/4	3, 4	4, 6
	SCR2-34-1223	3/4	1, 2	2, 3
	SCR2-34-2010	3/4	2/0, 1/0	1/0, 1
	SCR2-34-0020	3/4	–	2/0
	SCR2-34-0040	3/4	–	4/0
Blackburn Type SCR17				
Diagram  SCR17	SCR17-58-6808	5/8	6, 8	8
	SCR17-58-3446	5/8	3, 4	4, 6
	SCR17-58-1223	5/8	1, 2	2, 3
	SCR17-34-6808	3/4	6, 8	8
	SCR17-34-3446	3/4	3, 4	4, 6
	SCR17-34-1223	3/4	1, 2	2, 3

* The weight per 100 is 20 lbs. And the standard carton/outer pack is six for all catalog numbers.

Exothermic welding system

Wire positioning (continued)

Wire positioning

	Cat. no.	Ground rod size (in.)	Conductor size (AWG)	
			Solid	Stranded
Blackburn® Type SCR24				
Diagram  SCR24	SCR24-58-6808	5/8	6, 8	8
	SCR24-58-3446	5/8	3, 4	4, 6
	SCR24-58-1223	5/8	1, 2	2, 3
	SCR24-34-6808	3/4	6, 8	8
	SCR24-34-3446	3/4	3, 4	4, 6
	SCR24-34-1223	3/4	1, 2	2, 3
Blackburn Type SCR25				
Diagram  SCR25	SCR25-58-6808	5/8	6, 8	8
	SCR25-58-3446	5/8	3, 4	4, 6
	SCR25-58-1223	5/8	1, 2	2, 3
	SCR25-34-6808	3/4	6, 8	8
	SCR25-34-3446	3/4	3, 4	4, 6
	SCR25-34-1223	3/4	1, 2	2, 3
Blackburn Type SCR27				
Diagram  SCR27	SCR27-58-6808	5/8	6, 8	8
	SCR27-58-3446	5/8	3, 4	4, 6
	SCR27-34-6808	3/4	6, 8	8
	SCR27-34-3446	3/4	3, 4	4, 6
	SCR27-34-1223	3/4	1, 2	2, 3

* The weight per 100 is 20 lbs. And the standard carton/outer pack is six for all catalog numbers.

Exothermic welding system

Cross reference

Cadweld cat. no.	Thermoweld cat. no.	Blackburn cat. no.	Cadweld cat. no.	Thermoweld cat. no.	Blackburn cat. no.
BAC-JE	M-1135	BB1-4-121	BQD-JHJH	M-1114	BB3-5-122
BAC-EE	M-1122	BB1-4-141	BQD-EHEH	M-1105	BB3-5-142
BAC-EG	M-1124	BB1-4-14112	BQD-GGGG	M-1109	BB3-5-38112
BAC-EF	M-1123	BB1-4-14114	BQD-GHGH	M-1110	BB3-5-382
BAC-EH	M-1125	BB1-4-142	BQF-EKEK	M-1106	BB3-6-143
BAC-EJ	M-6346	BB1-4-14212	BQF-GK GK	M-1111	BB3-6-383
BAC-CE	M-1118	BB1-4-181	BWC-JE	M-1051	BS1-4-121
BAC-CG	M-2557	BB1-4-18112	BWC-EE	M-1045	BS1-4-141
BAC-CH	M-1119	BB1-4-182	BWC-EG	M-1047	BS1-4-14112
BAC-CK	M-6298	BB1-4-183	BWC-EF	M-1046	BS1-4-14114
BAD-CM	M-5315	BB1-4-184	BWC-CE	M-1043	BS1-4-181
BAC-DE	M-1120	BB1-4-3161	BWC-CG	M-6354	BS1-4-18112
BAC-DH	M-1121	BB1-4-3162	BWC-CH	M-1044	BS1-4-182
BAC-GE	M-1130	BB1-4-381	BWC-DE	M-6056	BS1-4-3161
BAC-GG	M-1131	BB1-4-38112	BWC-DG	M-6355	BS1-4-316112
BAD-JH	M-1136	BB1-5-122	BWC-DH	M-6356	BS1-4-3162
BAD-EK	M-1126	BB1-5-143	BWC-GE	M-1049	BS1-4-381
BAD-EM	M-1127	BB1-5-144	BWC-GG	M-6357	BS1-4-38112
BAD-GH	M-1132	BB1-5-382	BWD-JG	M-6358	BS1-5-12112
BAD-GK	M-1133	BB1-5-38	BWD-JH	M-1052	BS1-5-122
BAD-GM	M-1134	BB1-5-384	BWD-EH	M-1048	BS1-5-142
EPC-JE	M-1247	BB2-4-121	BWD-GH	M-1050	BS1-5-382
EPC-EE	M-1234	BB2-4-141	CGC-JE	M-1084	BS2-4-121
EPC-EG	M-1236	BB2-4-14112	CGC-EE	M-1077	BS2-4-141
EPC-EF	M-1235	BB2-4-14114	CGC-EG	M-1079	BS2-4-14112
EPC-EH	M-1237	BB2-4-142	CGC-EF	M-1078	BS2-4-14114
EPC-EJ	M-6352	BB2-4-14212	CGC-CE	M-1072	BS2-4-181
EPC-CE	M-1230	BB2-4-181	CGC-CG	M-1073	BS2-4-18112
EPC-CG	M-6347	BB2-4-18112	CGC-CH	M-1074	BS2-4-182
EPC-CH	M-1231	BB2-4-182	CGC-DE	M-1075	BS2-4-3161
EPC-CK	M-6348	BB2-4-183	CGC-DG	M-6359	BS2-4-316112
EPD-CM	M-6351	BB2-4-184	CGC-DH	M-1076	BS2-4-3162
EPC-DE	M-1232	BB2-4-3161	CGC-GE	M-1081	BS2-4-381
EPC-DH	M-1233	BB2-4-3162	CGC-GG	M-1082	BS2-4-38112
EPC-GE	M-1242	BB2-4-381	CGD-JG	M-1085	BS2-5-12112
EPC-GG	M-1243	BB2-4-38112	CGD-JH	M-1086	BS2-5-122
EPD-JH	M-1248	BB2-5-122	CGD-EH	M-1080	BS2-5-142
EPD-EK	M-1238	BB2-5-143	CGD-GH	M-1083	BS2-5-382
EPD-EM	M-1239	BB2-5-144	CHC-JE	M-1095	BS3-4-121
EPD-GH	M-1244	BB2-5-382	CHC-EE	M-1090	BS3-4-141
EPD-GK	M-1245	BB2-5-383	CHC-EG	M-1092	BS3-4-14112
EPD-GM	M-1246	BB2-5-384	CHC-EF	M-1091	BS3-4-14114
BQC-EEEE	M-1102	BB3-4-141	CHC-CE	M-1088	BS3-4-181
BQC-EGEG	M-1104	BB3-4-14112	CHC-CG	M-1089	BS3-4-18112
BQC-EFEF	M-1103	BB3-4-14114	CHC-DE	M-6353	BS3-4-3161
BQC-CECE	M-1098	BB3-4-181	CHC-DG	M-7163	BS3-4-316112
BQC-CHCH	M-1099	BB3-4-182	CHC-GE	M-1093	BS3-4-381
BQC-DEDE	M-1100	BB3-4-3161	CHC-GG	M-1094	BS3-4-38112
BQC-DHDH	M-1101	BB3-4-3162	CHD-JG	M-1096	BS3-5-12112
BQC-GEGE	M-1108	BB3-4-381	CCC-JE	M-1060	BS4-4-121
BQD-JEJE	M-1113	BB3-5-121	CCC-EE	M-1056	BS4-4-141

Exothermic welding system

Cross reference

Cadweld cat. no.	Thermoweld cat. no.	Blackburn cat. no.	Cadweld cat. no.	Thermoweld cat. no.	Blackburn cat. no.
CCC-EG	M-6369	BS4-4-14112	LAC-3AEK	M-1917	CB1-4-300K143
CCC-EF	M-5566	BS4-4-14114	LAC-3DEE	M-994	CB1-4-350K141
CCC-CE	M-1054	BS4-4-181	LAC-3DEG	M-996	CB1-4-350K14112
CCC-CG	M-6360	BS4-4-18112	LAC-3DEH	M-6289	CB1-4-350K142
CCC-CH	M-1055	BS4-4-182	LAC-3DEK	M-1918	CB1-4-350K143
CCC-DE	M-6361	BS4-4-3161	LAC-2QEE	M-985	CB1-4-4/0141
CCC-DG	M-6362	BS4-4-316112	LAC-2QEG	M-987	CB1-4-4/014112
CCC-DH	M-6367	BS4-4-3162	LAC-2QEH	M-5657	CB1-4-4/0142
CCC-GE	M-1058	BS4-4-381	LAC-2QEK	M-1915	CB1-4-4/0143
CCC-GG	M-6370	BS4-4-38112	LAC-2QDE	M-984	CB1-4-4/03161
CCD-JG	M-6372	BS4-5-12112	LAC-3QEG	M-1001	CB1-4-500K14112
CCD-JH	M-1061	BS4-5-122	LAC-3QEH	M-1002	CB1-4-500K142
CCD-EH	M-1057	BS4-5-142	LAC-3QEK	M-1920	CB1-4-500K143
CCD-GH	M-1059	BS4-5-382	LAC-3QGG	M-1004	CB1-4-500K38112
CFC-JE	M-1069	BS5-4-121	LAD-4YJH	M-1011	CB1-5-1000K122
CFC-EE	M-1065	BS5-4-141	LAD-4YJK	M-6295	CB1-5-1000K123
CFC-EG	M-6379	BS5-4-14112	LAD-4YEK	M-6292	CB1-5-1000K143
CFC-EF	M-6377	BS5-4-14114	LAD-4YGH	M-1009	CB1-5-1000K382
CFC-CE	M-1063	BS5-4-181	LAD-4YGK	M-1922	CB1-5-1000K383
CFC-CF	M-6373	BS5-4-18112	LAD-4LEH	M-1006	CB1-5-750K142
CFC-CH	M-1064	BS5-4-182	LAD-4LEK	M-1921	CB1-5-750K143
CFC-DE	M-6374	BS5-4-3161	LAD-4LGG	M-1007	CB1-5-750K38112
CFC-DG	M-6375	BS5-4-316112	LAD-4LGH	M-1008	CB1-5-750K382
CFC-DH	M-6376	BS5-4-3162	LAD-4LGK	M-6291	CB1-5-750K383
CFC-GE	M-1067	BS5-4-381	LQJ-JH1Y	-	CB29-10-#1122
CFC-GG	M-6382	BS5-4-38112	LQJ-EH1Y	-	CB29-10-#1142
CFD-JG	M-6383	BS5-5-12112	LQJ-GH1Y	-	CB29-10-#1382
CFD-JH	M-1070	BS5-5-122	LQJ-JH1V	-	CB29-10-#2122
CFD-EH	M-1066	BS5-5-142	LQJ-JH1T	-	CB29-10-#25122
CFD-GH	M-1068	BS5-5-382	LQJ-JH2C	-	CB29-10-1/0122
LAC-1YCE	M-977	CB1-4-#1181	LQJ-EH2C	-	CB29-10-1/0142
LAC-1VCE	M-975	CB1-4-#2181	LQJ-GH2C	-	CB29-10-1/0382
LAC-1TCE	-	CB1-4-#25181	LQJ-JH2G	-	CB29-10-2/0122
LAC-1LCE	M-971	CB1-4-#4181	LQJ-EH2G	-	CB29-10-2/0142
LAC-2CEE	M-979	CB1-4-1/0141	LQJ-GH2G	-	CB29-10-2/0382
LAC-2CCE	M-978	CB1-4-1/0181	LQJ-JH2V	-	CB29-10-250K122
LAC-2CDE	M-6075	CB1-4-1/03161	LQJ-EH2V	-	CB29-10-250K142
LAC-2GEE	M-981	CB1-4-2/0141	LQJ-GH2V	-	CB29-10-250K382
LAC-2GCE	M-980	CB1-4-2/0181	LQJ-JH2Q	-	CB29-10-4/0122
LAC-2GDE	M-6579	CB1-4-2/03161	LQJ-EH2Q	-	CB29-10-4/0142
LAC-2VEE	M-988	CB1-4-250K141	LQJ-GH2Q	-	CB29-10-4/0382
LAC-2VEG	M-990	CB1-4-250K14112	LQJ-JH3Q	-	CB29-10-500K122
LAC-2VEH	M-8784	CB1-4-250K142	LQJ-EH3Q	-	CB29-10-500K142
LAC-2VEK	M-1916	CB1-4-250K143	LQJ-GH3Q	-	CB29-10-500K382
LAC-2VDE	M-8277	CB1-4-250K3161	LQJ-JH4L	-	CB29-10-750K122
LAC-2LEE	M-983	CB1-4-3/0141	LQJ-EH4L	-	CB29-10-750K142
LAC-2LCE	M-6284	CB1-4-3/0181	LQJ-GH4L	-	CB29-10-750K382
LAC-2LDE	M-982	CB1-4-3/03161	LQE-EH1V	-	CB29-9-#2142
LAC-3AEE	M-991	CB1-4-300K141	LQE-GH1V	-	CB29-9-#2382
LAC-3AEG	M-993	CB1-4-300K14112	LQE-EH1T	-	CB29-9-#25142
LAC-3AEH	M-6288	CB1-4-300K142	LQE-GH1T	-	CB29-9-#25382

Exothermic welding system

Cross reference

Cadweld cat. no.	Thermoweld cat. no.	Blackburn cat. no.	Cadweld cat. no.	Thermoweld cat. no.	Blackburn cat. no.
LJC-JG1V	-	CB4-4-#212112	XBM-2V1Y	M-2718	CC11-7-250K#1
LJC-EG1V	-	CB4-4-#214112	XBM-2V1V	M-2719	CC11-7-250K#2
LJC-GG1V	-	CB4-4-#238112	XBM-2V2C	M-2717	CC11-7-250K1/0
LJC-JG1T	-	CB4-4-#2S12112	XBM-2V2G	M-2716	CC11-7-250K2/0
LJC-EG1T	-	CB4-4-#2S14112	XBM-2V2V	M-2713	CC11-7-250K250K
LJC-GG1T	-	CB4-4-#2S38112	XBM-2V2L	M-2715	CC11-7-250K3/0
LJC-JG2C	M-1671	CB4-4-1/012112	XBM-2V2Q	M-2714	CC11-7-250K4/0
LJC-EG2C	M-1651	CB4-4-1/014112	XBM-2L1Y	M-2705	CC11-7-3/0#1
LJC-GG2C	M-1660	CB4-4-1/038112	XBM-2L1V	M-2706	CC11-7-3/0#2
LJC-JG2G	M-1672	CB4-4-2/012112	XBM-2L2C	M-2704	CC11-7-3/01/0
LJC-EG2G	M-1652	CB4-4-2/014112	XBM-2L2G	M-2703	CC11-7-3/02/0
LJC-GG2G	M-1661	CB4-4-2/038112	XBM-2L2L	M-2702	CC11-7-3/03/0
LJC-JG2V	M-1675	CB4-4-250K12112	XBM-3A1Y	M-2726	CC11-7-300K#1
LJC-EG2V	M-1655	CB4-4-250K14112	XBM-3A1V	M-2727	CC11-7-300K#2
LJC-GG2V	M-1664	CB4-4-250K38112	XBM-3A2C	M-2725	CC11-7-300K1/0
LJC-JG2L	M-1673	CB4-4-3/012112	XBM-3A2G	M-2724	CC11-7-300K2/0
LJC-EG2L	M-1653	CB4-4-3/014112	XBM-3A2L	M-2723	CC11-7-300K3/0
LJC-GG2L	M-1662	CB4-4-3/038112	XBM-3A2Q	M-2722	CC11-7-300K4/0
LJC-JG3A	M-1676	CB4-4-300K12112	XBM-3D1Y	M-2735	CC11-7-350K#1
LJC-EG3A	M-1656	CB4-4-300K14112	XBM-3D1V	M-2736	CC11-7-350K#2
LJC-GG3A	M-1665	CB4-4-300K38112	XBM-3D2C	M-2734	CC11-7-350K1/0
LJC-JG3D	M-1677	CB4-4-350K12112	XBM-3D2G	M-2733	CC11-7-350K2/0
LJC-EG3D	M-1657	CB4-4-350K14112	XBM-2Q1Y	M-2711	CC11-7-4/0#1
LJC-GG3D	M-1666	CB4-4-350K38112	XBM-2Q1V	M-2712	CC11-7-4/0#2
LJC-JG2Q	M-1674	CB4-4-4/012112	XBM-2Q2C	M-2710	CC11-7-4/01/0
LJC-EG2Q	M-1654	CB4-4-4/014112	XBM-2Q2G	M-2709	CC11-7-4/02/0
LJC-GG2Q	M-1663	CB4-4-4/038112	XBM-2Q2L	M-2708	CC11-7-4/03/0
LJC-EG3Q	M-1659	CB4-4-500K14112	XBM-2Q2Q	M-2707	CC11-7-4/04/0
LJC-GG3Q	M-1668	CB4-4-500K38112	XBM-3Q2C	M-2755	CC11-7-500K1/0
LJD-JG4Y	M-1681	CB4-5-1000K12112	XBV-3A2V	M-2721	CC11-8-300K250K
LJD-GG4Y	M-1670	CB4-5-1000K38112	XBV-3A3A	M-2720	CC11-8-300K300K
LJD-JG3Q	M-1679	CB4-5-500K12112	XBV-3D2V	M-2730	CC11-8-350K250K
LJD-JG4L	M-1680	CB4-5-750K12112	XBV-3D2L	M-2732	CC11-8-350K3/0
LJD-GG4L	M-1669	CB4-5-750K38112	XBV-3D3A	M-2729	CC11-8-350K300K
XBC-1Y1Y	M-2691	CC11-7-#1#1	XBV-3D3D	M-2728	CC11-8-350K350K
XBC-1Y1V	M-2692	CC11-7-#1#2	XBV-3D2Q	M-2731	CC11-8-350K4/0
XBC-1Y1L	M-2693	CC11-7-#1#4	XBV-3Q2G	M-2754	CC11-8-500K2/0
XBC-1V1V	M-2689	CC11-7-#2#2	XBV-3Q2V	M-2751	CC11-8-500K250K
XBC-1V1L	M-2690	CC11-7-#2#4	XBV-3Q2L	M-2753	CC11-8-500K3/0
XBC-1T1T	M-2689-S	CC11-7-#2S#2S	XBV-3Q3A	M-2750	CC11-8-500K300K
XBC-1L1L	M-2687	CC11-7-#4#4	XBV-3Q3D	M-2749	CC11-8-500K350K
XBP-1H1H	M-5432	CC11-7-#6#6	XBV-3Q2Q	M-2752	CC11-8-500K4/0
XBP-1G1G	M-5432-S	CC11-7-#6S#6S	XBV-3Q3Q	M-2747	CC11-8-500K500K
XBM-2C1Y	M-2695	CC11-7-1/0#1	SST-1Y	M-5626	CC1-3-#1
XBM-2C1V	M-2696	CC11-7-1/0#2	SST-1X	M-5626-S	CC1-3-#1S
XBM-2C1L	M-2697	CC11-7-1/0#4	SST-1V	M-5625	CC1-3-#2
XBM-2C2C	M-2694	CC11-7-1/01/0	SST-1T	M-5625-S	CC1-3-#2S
XBM-2G1Y	M-2700	CC11-7-2/0#1	SST-1Q	M-5624	CC1-3-#3
XBM-2G1V	M-2701	CC11-7-2/0#2	-	-	CC1-4-#2
XBM-2G2C	M-2699	CC11-7-2/01/0	SSC-2C	M-205	CC1-4-1/0
XBM-2G2G	M-2698	CC11-7-2/02/0	SSC-2B	M-205-S	CC1-4-1/0S

Exothermic welding system

Cross reference

Cadweld cat. no.	Thermoweld cat. no.	Blackburn cat. no.	Cadweld cat. no.	Thermoweld cat. no.	Blackburn cat. no.
SSC-2G	M-206	CC1-4-2/0	TAC-2L2C	M-238	CC2-4-3/01/0
SSC-2V	M-209	CC1-4-250K	TAC-2L2G	M-237	CC2-4-3/02/0
SSC-2L	M-207	CC1-4-3/0	TAC-2L2L	M-236	CC2-4-3/03/0
SSC-3A	M-210	CC1-4-300K	TAC-3A1Y	M-260	CC2-4-300K#1
SSC-3D	M-211	CC1-4-350K	TAC-3A1V	M-261	CC2-4-300K#2
SSC-2Q	M-208	CC1-4-4/0	TAC-3A1T	M-5903	CC2-4-300K#2S
SSC-2P	M-208-S	CC1-4-4/0S	TAC-3A1L	M-6397	CC2-4-300K#4
SSC-3Q	M-213	CC1-4-500K	TAC-3A2C	M-259	CC2-4-300K1/0
SSD-4Y	M-215	CC1-5-1000K	TAC-3A2G	M-258	CC2-4-300K2/0
SSD-4L	M-214	CC1-5-750K	TAC-3A2V	M-255	CC2-4-300K250K
TAC-1Y1Y	M-225	CC2-4-#1#1	TAC-3A2L	M-257	CC2-4-300K3/0
TAC-1Y1V	M-226	CC2-4-#1#2	TAC-3A3A	M-254	CC2-4-300K300K
TAC-1Y1T	M-5879	CC2-4-#1#2S	TAC-3A2Q	M-256	CC2-4-300K4/0
TAC-1Y1L	M-227	CC2-4-#1#4	TAC-3D1Y	M-269	CC2-4-350K#1
TAC-1V1V	M-223	CC2-4-#2#2	TAC-3D1V	M-270	CC2-4-350K#2
TAC-1V1T	M-5869	CC2-4-#2#2S	TAC-3D1L	M-6398	CC2-4-350K#4
TAC-1T1L	M-224	CC2-4-#2#4	TAC-3D2C	M-268	CC2-4-350K1/0
TAC-1V1L	M-5859	CC2-4-#2#4	TAC-3D2G	M-267	CC2-4-350K2/0
TAC-1T1V	M-5856	CC2-4-#2S#2	TAC-3D2V	M-264	CC2-4-350K250K
TAC-1T1T	M-223-S	CC2-4-#2S#2S	TAC-3D2L	M-266	CC2-4-350K3/0
TAC-1L1L	M-221	CC2-4-#4#4	TAC-3D3A	M-263	CC2-4-350K300K
TAC-2C1Y	M-229	CC2-4-1/0#1	TAC-3D3D	M-262	CC2-4-350K350K
TAC-2C1V	M-230	CC2-4-1/0#2	TAC-3D2Q	M-265	CC2-4-350K4/0
TAC-2C1T	M-5311	CC2-4-1/0#2S	TAC-2Q1Y	M-245	CC2-4-4/0#1
TAC-2C1L	M-231	CC2-4-1/0#4	TAC-2Q1V	M-246	CC2-4-4/0#2
TAC-2C2C	M-228	CC2-4-1/01/0	TAC-2Q1T	M-5348	CC2-4-4/0#2S
TAC-4Y2C	M-308	CC2-4-1000K1/0	TAC-2Q1L	M-5021	CC2-4-4/0#4
TAC-4Y2G	M-307	CC2-4-1000K2/0	TAC-2Q2C	M-244	CC2-4-4/01/0
TAC-4Y2V	M-305	CC2-4-1000K250K	TAC-2Q2G	M-243	CC2-4-4/02/0
TAC-4Y3A	M-304	CC2-4-1000K300K	TAC-2Q2L	M-242	CC2-4-4/03/0
TAC-4Y3D	M-303	CC2-4-1000K350K	TAC-2Q2Q	M-241	CC2-4-4/04/0
TAC-4Y2Q	M-306	CC2-4-1000K4/0	TAC-3Q1Y	M-288	CC2-4-500K#1
TAC-2G1Y	M-234	CC2-4-2/0#1	TAC-3Q1V	M-289	CC2-4-500K#2
TAC-2G1V	M-235	CC2-4-2/0#2	TAC-3Q1L	M-8113	CC2-4-500K#4
TAC-2G1T	M-8093	CC2-4-2/0#2S	TAC-3Q2C	M-287	CC2-4-500K1/0
TAC-2G1L	M-5475	CC2-4-2/0#4	TAC-3Q2G	M-286	CC2-4-500K2/0
TAC-2G2C	M-233	CC2-4-2/01/0	TAC-3Q2V	M-284	CC2-4-500K250K
TAC-2G2G	M-232	CC2-4-2/02/0	TAC-3Q3A	M-283	CC2-4-500K300K
TAC-2V1Y	M-252	CC2-4-250K#1	TAC-3Q3D	M-282	CC2-4-500K350K
TAC-2V1V	M-253	CC2-4-250K#2	TAC-3Q2Q	M-285	CC2-4-500K4/0
TAC-2V1T	M-5889	CC2-4-250K#2S	TAC-3Q3Q	M-280	CC2-4-500K500K
TAC-2V1L	M-5425	CC2-4-250K#4	TAC-4L2C	M-298	CC2-4-750K1/0
TAC-2V2C	M-251	CC2-4-250K1/0	TAC-4L2G	M-297	CC2-4-750K2/0
TAC-2V2G	M-250	CC2-4-250K2/0	TAC-4L2V	M-295	CC2-4-750K250K
TAC-2V2V	M-247	CC2-4-250K250K	TAC-4L3A	M-294	CC2-4-750K300K
TAC-2V2L	M-249	CC2-4-250K3/0	TAC-4L3D	M-293	CC2-4-750K350K
TAC-2V2Q	M-248	CC2-4-250K4/0	TAC-4L2Q	M-296	CC2-4-750K4/0
TAC-2L1Y	M-239	CC2-4-3/0#1	TAD-4Y4Y	M-299	CC2-5-1000K1000K
TAC-2L1V	M-240	CC2-4-3/0#2	TAD-4Y3Q	M-301	CC2-5-1000K500K
TAC-2L1T	M-5884	CC2-4-3/0#2S	TAD-4Y4L	M-300	CC2-5-1000K750K
TAC-2L1L	M-5574	CC2-4-3/0#4	TAD-4L3Q	M-291	CC2-5-750K500K

Exothermic welding system

Cross reference

Cadweld cat. no.	Thermoweld cat. no.	Blackburncat. no.	Cadweld cat. no.	Thermoweld cat. no.	Blackburn cat. no.
TAD-4L4L	M-290	CC2-5-750K750K	XAC-2Q2Q	M-443	CC4-4-4/04/0
-	-	CC2HD-4-4/04/0	XAC-3Q2C	M-491	CC4-4-500K1/0
XAC-1Y1Y	M-427	CC4-4-#1#1	XAC-3Q2G	M-490	CC4-4-500K2/0
XAC-1Y1V	M-428	CC4-4-#1#2	XAD-3Q2V	M-487	CC4-5-500K250K
XAC-1Y1L	M-429	CC4-4-#1#4	XAD-3Q2L	M-489	CC4-5-500K3/0
XAC-1V1V	-	CC4-4-#2#2	XAD-3Q3A	M-486	CC4-5-500K300K
XAC-1V1L	-	CC4-4-#2#4	XAD-3Q3D	M-485	CC4-5-500K350K
XAC-1T1T	-	CC4-4-#2S#2S	XAD-3Q2Q	M-488	CC4-5-500K4/0
XAC-1L1L	-	CC4-4-#4#4	XAD-3Q3Q	M-483	CC4-5-500K500K
XAC-2C1Y	M-431	CC4-4-1/0#1	PCC-1Y1V	M-1282	CC6-4-#1#2
XAC-2C1V	M-432	CC4-4-1/0#2	PCC-1Y1L	M-1283	CC6-4-#1#4
XAC-2C1L	M-433	CC4-4-1/0#4	PCC-1Y1H	M-1284	CC6-4-#1#6
XAC-2C2C	M-430	CC4-4-1/01/0	PCC-1Y1G	M-1285	CC6-4-#1#6S
XAC-2G1Y	M-436	CC4-4-2/0#1	PCC-1Y1D	M-1286	CC6-4-#1#8S
XAC-2G1V	M-437	CC4-4-2/0#2	PCC-1V1V	M-1276	CC6-4-#2#2
XAC-2G2C	M-435	CC4-4-2/01/0	PCC-1V1L	M-1277	CC6-4-#2#4
XAC-2G2G	M-434	CC4-4-2/02/0	PCC-1V1H	M-1278	CC6-4-#2#6
XAC-2V1Y	M-454	CC4-4-250K#1	PCC-1V1G	M-1279	CC6-4-#2#6S
XAC-2V1V	M-455	CC4-4-250K#2	PCC-1V1D	M-1280	CC6-4-#2#8S
XAC-2V2C	M-453	CC4-4-250K1/0	PCC-1T1V	-	CC6-4-#2S#2
XAC-2V2G	M-452	CC4-4-250K2/0	PCC-1T1T	-	CC6-4-#2S#2S
XAC-2V2V	M-449	CC4-4-250K250K	PCC-1T1H	-	CC6-4-#2S#6
XAC-2V2L	M-451	CC4-4-250K3/0	PCC-1T1G	-	CC6-4-#2S#6S
XAC-2V2Q	M-450	CC4-4-250K4/0	PCC-1T2C	-	CC6-4-#2S1/0
XAC-2L1Y	M-441	CC4-4-3/0#1	PCC-1T2G	-	CC6-4-#2S2/0
XAC-2L1V	M-442	CC4-4-3/0#2	PCC-1L1L	-	CC6-4-#4#4
XAC-2L2C	M-440	CC4-4-3/01/0	PCC-1L1H	-	CC6-4-#4#6
XAC-2L2G	M-439	CC4-4-3/02/0	PCC-1L1G	-	CC6-4-#4#6S
XAC-2L2L	M-438	CC4-4-3/03/0	PCC-1L1D	-	CC6-4-#4#8S
XAC-3A1Y	M-462	CC4-4-300K#1	PCC-2C1V	M-1289	CC6-4-1/0#2
XAC-3A1V	M-463	CC4-4-300K#2	PCC-2C1L	M-1290	CC6-4-1/0#4
XAC-3A2C	M-461	CC4-4-300K1/0	PCC-2C1H	M-1291	CC6-4-1/0#6
XAC-3A2G	M-460	CC4-4-300K2/0	PCC-2C1G	M-1292	CC6-4-1/0#6S
XAC-3A2V	M-457	CC4-4-300K250K	PCC-2C1D	M-1293	CC6-4-1/0#8S
XAC-3A2L	M-459	CC4-4-300K3/0	PCC-2G1V	M-1297	CC6-4-2/0#2
XAC-3A3A	M-456	CC4-4-300K300K	PCC-2G1L	M-1298	CC6-4-2/0#4
XAC-3A2Q	M-458	CC4-4-300K4/0	PCC-2G1H	M-1299	CC6-4-2/0#6
XAC-3D1Y	M-471	CC4-4-350K#1	PCC-2G1G	M-1300	CC6-4-2/0#6S
XAC-3D1V	M-472	CC4-4-350K#2	PCC-2G1D	M-1301	CC6-4-2/0#8S
XAC-3D2C	M-470	CC4-4-350K1/0	-	-	CC6-4-2/02/0
XAC-3D2G	M-469	CC4-4-350K2/0	PCC-2Q1Y	M-1305	CC6-4-4/0#1
XAC-3D2V	M-466	CC4-4-350K250K	PCC-2Q1V	M-1306	CC6-4-4/0#2
XAC-3D2L	M-468	CC4-4-350K3/0	PCC-2Q1L	M-1307	CC6-4-4/0#4
XAC-3D3A	M-465	CC4-4-350K300K	PCC-2Q1H	M-1308	CC6-4-4/0#6
XAC-3D3D	M-464	CC4-4-350K350K	PCC-2Q1G	M-1309	CC6-4-4/0#6S
XAC-3D2Q	M-467	CC4-4-350K4/0	PCC-2Q1D	M-1310	CC6-4-4/0#8S
XAC-2Q1Y	M-447	CC4-4-4/0#1	-	-	CC6-4-4/02/0
XAC-2Q1V	M-448	CC4-4-4/0#2	-	-	CC6-4-4/04/0
XAC-2Q2C	M-446	CC4-4-4/01/0	PTC-1Y1Y	M-1315	CC7-4-#1#1
XAC-2Q2G	M-445	CC4-4-4/02/0	PTC-1Y1X	M-6013	CC7-4-#1#1S
XAC-2Q2L	M-444	CC4-4-4/03/0	PTC-1Y1V	M-1316	CC7-4-#1#2

Exothermic welding system

Cross reference

Cadweld cat. no.	Thermoweld cat. no.	Blackburn cat. no.	Cadweld cat. no.	Thermoweld cat. no.	Blackburncat. no.
PTC-1Y1T	M-6017	CC7-4-#1#2S	PTC-2B1D	M-5644-S	CC7-4-1/0S#8S
PTC-1Y1L	M-1317	CC7-4-#1#4	PTC-2B2C	M-6227	CC7-4-1/0S1/0
PTC-1Y1H	M-5636	CC7-4-#1#6	PTC-2B2B	M-1318-S	CC7-4-1/0S1/0S
PTC-1Y1G	M-5637	CC7-4-#1#6S	PTC-2G1Y	M-1324	CC7-4-2/0#1
PTC-1Y1E	M-5638	CC7-4-#1#8	PTC-2G1X	M-6052	CC7-4-2/0#1S
PTC-1Y1D	M-5639	CC7-4-#1#8S	PTC-2G1V	M-1325	CC7-4-2/0#2
PTC-1X1Y	M-5998	CC7-4-#1S#1	PTC-2G1L	M-5659	CC7-4-2/0#4
PTC-1X1V	M-6001	CC7-4-#1S#2	PTC-2G1H	M-5342	CC7-4-2/0#6
PTC-1X1T	M-1316-S	CC7-4-#1S#2S	PTC-2G1G	M-5652	CC7-4-2/0#6S
PTC-1X1L	M-6008	CC7-4-#1S#4	PTC-2G1E	M-5668	CC7-4-2/0#8
PTC-1X1H	M-6010	CC7-4-#1S#6	PTC-2G1D	M-5943	CC7-4-2/0#8S
PTC-1X1G	M-5636-S	CC7-4-#1S#6S	PTC-2G2C	M-1323	CC7-4-2/01/0
PTC-1X1E	M-6012	CC7-4-#1S#8	PTC-2G2B	M-6047	CC7-4-2/01/0S
PTC-1X1D	M-5638-S	CC7-4-#1S#8S	PTC-2G2G	M-1322	CC7-4-2/02/0
PTC-1V1V	M-1313	CC7-4-#2#2	PTC-2L1Y	M-1329	CC7-4-3/0#1
PTC-1V1L	M-1314	CC7-4-#2#4	PTC-2L1X	M-6064	CC7-4-3/0#1S
PTC-1V1H	M-5631	CC7-4-#2#6	PTC-2L1V	M-1330	CC7-4-3/0#2
PTC-1V1G	M-5632	CC7-4-#2#6S	PTC-2L1T	M-6065	CC7-4-3/0#2S
PTC-1V1E	M-5634	CC7-4-#2#8	PTC-2L1L	M-6046	CC7-4-3/0#4
PTC-1V1D	M-5635	CC7-4-#2#8S	PTC-2L1H	M-5676	CC7-4-3/0#6
PTC-1T1V	M-5973	CC7-4-#2S#2	PTC-2L1G	M-5679	CC7-4-3/0#6S
PTC-1T1T	M-1313-S	CC7-4-#2S#2S	PTC-2L1E	M-5680	CC7-4-3/0#8
PTC-1T1L	M-5987	CC7-4-#2S#4	PTC-2L1D	M-5682	CC7-4-3/0#8S
PTC-1T1H	M-5989	CC7-4-#2S#6	PTC-2L2C	M-1328	CC7-4-3/01/0
PTC-1T1G	M-5631-S	CC7-4-#2S#6S	PTC-2L2B	M-6062	CC7-4-3/01/0S
PTC-1T1E	M-5993	CC7-4-#2S#8	PTC-2L2G	M-1327	CC7-4-3/02/0
PTC-1T1D	M-5634-S	CC7-4-#2S#8S	PTC-2L2L	M-1326	CC7-4-3/03/0
PTC-1L1L	M-1311	CC7-4-#4#4	PTC-2Q1Y	M-1335	CC7-4-4/0#1
PTC-1L1H	M-5627	CC7-4-#4#6	PTC-2Q1X	M-6804	CC7-4-4/0#1S
PTC-1L1G	M-8882	CC7-4-#4#6S	PTC-2Q1V	M-1336	CC7-4-4/0#2
PTC-1L1E	M-5629	CC7-4-#4#8	PTC-2Q1T	M-6805	CC7-4-4/0#2S
PTC-1L1D	M-5630	CC7-4-#4#8S	PTC-2Q1L	M-5340	CC7-4-4/0#4
PTC-2C1Y	M-1319	CC7-4-1/0#1	PTC-2Q1H	M-5684	CC7-4-4/0#6
PTC-2C1X	M-6036	CC7-4-1/0#1S	PTC-2Q1G	M-6552	CC7-4-4/0#6S
PTC-2C1V	M-1320	CC7-4-1/0#2	PTC-2Q1E	M-5686	CC7-4-4/0#8
PTC-2C1T	M-6044	CC7-4-1/0#2S	PTC-2Q1D	M-5688	CC7-4-4/0#8S
PTC-2C1L	M-1321	CC7-4-1/0#4	PTC-2Q2C	M-1334	CC7-4-4/01/0
PTC-2C1H	M-5642	CC7-4-1/0#6	PTC-2Q2B	M-2551	CC7-4-4/01/0S
PTC-2C1G	M-1208	CC7-4-1/0#6S	PTC-2Q2G	M-1333	CC7-4-4/02/0
PTC-2C1E	M-5644	CC7-4-1/0#8	PTC-2Q2L	M-1332	CC7-4-4/03/0
PTC-2C1D	M-5645	CC7-4-1/0#8S	PTC-2Q2Q	M-1331	CC7-4-4/04/0
PTC-2C2C	M-1318	CC7-4-1/01/0	PTC-2Q2P	M-6803	CC7-4-4/04/0S
PTC-2C2B	M-6035	CC7-4-1/01/0S	PTC-2P1Y	M-6089	CC7-4-4/0S#1
PTC-2B1Y	M-6019	CC7-4-1/0S#1	PTC-2P1X	M-1335-S	CC7-4-4/0S#1S
PTC-2B1X	M-1319-S	CC7-4-1/0S#1S	PTC-2P1V	M-6090	CC7-4-4/0S#2
PTC-2B1V	M-6023	CC7-4-1/0S#2	PTC-2P1T	M-1336-S	CC7-4-4/0S#2S
PTC-2B1T	M-1320-S	CC7-4-1/0S#2S	PTC-2P1L	M-6109	CC7-4-4/0S#4
PTC-2B1L	M-6026	CC7-4-1/0S#4	PTC-2P1H	M-6111	CC7-4-4/0S#6
PTC-2B1H	M-6806	CC7-4-1/0S#6	PTC-2P1G	M-5684-S	CC7-4-4/0S#6S
PTC-2B1G	M-5462-S	CC7-4-1/0S#6S	PTC-2P1E	M-6112	CC7-4-4/0S#8
PTC-2B1E	M-6028	CC7-4-1/0S#8	PTC-2P1D	M-5686-S	CC7-4-4/0S#8S

Exothermic welding system

Cross reference

Cadweld cat. no.	Thermoweld cat. no.	Blackburn cat. no.	Cadweld cat. no.	Thermoweld cat. no.	Blackburn cat. no.
PTC-2P2C	M-6085	CC7-4-4/0S1/0	GRC-162L	M-507	CR1-4-6253/0
PTC-2P2B	M-1334-S	CC7-4-4/0S1/0S	GRC-163A	M-510	CR1-4-625300K
PTC-2P2G	M-6082	CC7-4-4/0S2/0	GRC-163D	M-511	CR1-4-625350K
PTC-2P2L	M-6081	CC7-4-4/0S3/0	GRC-162Q	M-508	CR1-4-6254/0
PTC-2P2Q	M-6071	CC7-4-4/0S4/0	GRC-163Q	M-513	CR1-4-625500K
PTC-2P2P	M-1331-S	CC7-4-4/0S4/0S	GRC-181Y	M-514	CR1-4-750#1
GRT-14A1V	-	CR1-3-500#2	GRC-181V	M-5781	CR1-4-750#2
GRT-14A1T	-	CR1-3-500#2S	GRC-181T	-	CR1-4-750#2S
GRT-14A1L	M-8403	CR1-3-500#4	GRC-182C	M-515	CR1-4-7501/0
GRT-14A1K	M-8403-S	CR1-3-500#4S	GRC-182B	M-515-S	CR1-4-7501/0S
GRT-14A1H	M-8402	CR1-3-500#6	GRC-182G	M-516	CR1-4-7502/0
GRT-14A1G	M-8402-S	CR1-3-500#6S	GRC-182V	M-519	CR1-4-750250K
GRT-14B1V	-	CR1-3-500L#2	GRC-182L	M-517	CR1-4-7503/0
GRT-14B1T	-	CR1-3-500L#2S	GRC-183A	M-520	CR1-4-750300K
GRT-14B1L	M-8403-T	CR1-3-500L#4	GRC-183D	M-521	CR1-4-750350K
GRT-14B1K	M-8403-ST	CR1-3-500L#4S	GRC-182Q	M-518	CR1-4-7504/0
GRT-14B1H	M-8402-T	CR1-3-500L#6	GRC-183Q	M-523	CR1-4-750500K
GRT-14B1G	M-8402-ST	CR1-3-500L#6S	-	-	CR17-4-7504/0
GRT-161L	M-8415	CR1-3-625#4	GTT-14A1L	M-8435	CR2-3-500#4
GRT-161K	M-8415-S	CR1-3-625#4S	GTT-14A1K	M-8435-S	CR2-3-500#4S
GRT-161H	M-8414	CR1-3-625#6	GTT-14A1H	M-8434	CR2-3-500#6
GRT-161G	M-8414-S	CR1-3-625#6S	GTT-14A1G	M-8434-S	CR2-3-500#6S
GRP-181L	M-8426	CR1-3-750#4	GTT-14B1L	M-8435-T	CR2-3-500L#4
GRP-181K	M-8426-S	CR1-3-750#4S	GTT-14B1K	M-8435-ST	CR2-3-500L#4S
GRT-181H	M-8422	CR1-3-750#6	GTT-14B1H	M-8434-T	CR2-3-500L#6
GRT-181G	M-8422-S	CR1-3-750#6S	GTT-14B1G	M-8434-ST	CR2-3-500L#6S
GRC-151Y	M-496	CR1-4-500#1	GTT-161L	M-8442	CR2-3-625#4
GRC-152C	M-497	CR1-4-5001/0	GTT-161K	M-8442-S	CR2-3-625#4S
GRC-152B	M-497-S	CR1-4-5001/0S	GTT-161H	M-8441	CR2-3-625#6
GRC-152G	M-498	CR1-4-5002/0	GTT-161G	M-8441-S	CR2-3-625#6S
GRC-152V	M-501	CR1-4-500250K	GTP-181L	M-8454	CR2-3-750#4
GRC-152L	M-499	CR1-4-5003/0	GTP-181K	M-8454-S	CR2-3-750#4S
GRC-153A	M-502	CR1-4-500300K	GTP-181H	M-8452	CR2-3-750#6
GRC-152Q	M-500	CR1-4-5004/0	GTP-181G	M-8452-S	CR2-3-750#6S
GRC-141Y	M-496-T	CR1-4-500L#1	GTC-151Y	M-538	CR2-4-500#1
GRC-142C	M-497-T	CR1-4-500L1/0	GTC-151V	M-537	CR2-4-500#2
GRC-142B	M-497-ST	CR1-4-500L1/0S	GTC-151T	-	CR2-4-500#2S
GRC-142G	M-498-T	CR1-4-500L2/0	GTC-152C	M-539	CR2-4-5001/0
GRC-142V	M-501-T	CR1-4-500L250K	GTC-152B	M-539-S	CR2-4-5001/0S
GRC-142L	M-499-T	CR1-4-500L3/0	GTC-152G	M-540	CR2-4-5002/0
GRC-143A	M-502-T	CR1-4-500L300K	GTC-152V	M-543	CR2-4-500250K
GRC-142Q	M-500-T	CR1-4-500L4/0	GTC-152L	M-541	CR2-4-5003/0
GRC-161Y	M-504	CR1-4-625#1	GTC-153A	M-544	CR2-4-500300K
GRC-161V	M-503	CR1-4-625#2	GTC-152Q	M-542	CR2-4-5004/0
GRT-161V	-	CR1-4-625#2	GTC-141Y	M-538-T	CR2-4-500L#1
GRC-161T	-	CR1-4-625#2S	GTC-141V	M-537-T	CR2-4-500L#2
GRT-161T	-	CR1-4-625#2S	GTC-141T	-	CR2-4-500L#2S
GRC-162C	M-505	CR1-4-6251/0	GTC-142C	M-539-T	CR2-4-500L1/0
GRC-162B	M-505-S	CR1-4-6251/0S	GTC-142B	-	CR2-4-500L1/0S
GRC-162G	M-506	CR1-4-6252/0	GTC-142G	M-540-T	CR2-4-500L2/0
GRC-162V	M-509	CR1-4-625250K	GTC-142V	M-543-T	CR2-4-500L250K

Exothermic welding system

Cross reference

Cadweld cat. no.	Thermoweld cat. no.	Blackburn cat. no.	Cadweld cat. no.	Thermoweld cat. no.	Blackburn cat. no.
GTC-142L	M-541-T	CR2-4-500L3/0	GYE-163D	M-1591	CR3-9-625350K
GTC-143A	M-544-T	CR2-4-500L300K	GYE-162Q	M-1588	CR3-9-6254/0
GTC-142Q	M-542-T	CR2-4-500L4/0	GYE-182C	M-1594	CR3-9-7501/0
GTC-161Y	M-546	CR2-4-625#1	GYE-182B	M-1594-S	CR3-9-7501/0S
GTC-161V	M-545	CR2-4-625#2	GYE-182G	M-1595	CR3-9-7502/0
GTC-161T	-	CR2-4-625#2S	GYE-182V	M-1597	CR3-9-750250K
GTC-162C	M-547	CR2-4-6251/0	GYE-182L	M-6608	CR3-9-7503/0
GTC-162B	M-547-S	CR2-4-6251/0S	GYE-183A	-	CR3-9-750300K
GTC-162G	M-548	CR2-4-6252/0	GYE-182Q	M-1596	CR3-9-7504/0
GTC-162V	M-551	CR2-4-625250K	RR	-	CRE1-3-#1Y
GTC-162L	M-549	CR2-4-6253/0	RR	-	CRE1-3-#1Z
GTC-163A	M-552	CR2-4-625300K	RR	-	CRE1-3-#2SY
GTC-163D	M-553	CR2-4-625350K	RR	-	CRE1-3-#2SZ
GTC-162Q	M-550	CR2-4-6254/0	RR	-	CRE1-3-#2Y
GTC-163Q	M-555	CR2-4-625500K	RR	-	CRE1-3-#2Z
GTC-181Y	M-557	CR2-4-750#1	RR	-	CRE1-3-#4Y
GTC-181V	M-556	CR2-4-750#2	RR	-	CRE1-3-#4Z
GTC-181T	-	CR2-4-750#2S	RR	-	CRE1-3-1/0Y
GTC-182C	M-558	CR2-4-7501/0	RR	-	CRE1-3-1/0Z
GTC-182B	M-558-S	CR2-4-7501/0S	RR	-	CRE1-3-2/0Y
GTC-182G	M-559	CR2-4-7502/0	RR	-	CRE1-3-2/0Z
GTC-182V	M-562	CR2-4-750250K	RR	-	CRE1-3-3/0Y
GTC-182L	M-560	CR2-4-7503/0	RR	-	CRE1-3-3/0Z
GTC-183A	M-563	CR2-4-750300K	RR	-	CRE1-3-4/0Y
GTC-183D	M-564	CR2-4-750350K	RR	-	CRE1-3-4/0Z
GTC-182Q	M-561	CR2-4-7504/0	RRC-511Y	M-7503	CRE1-4-#13R
GTC-183Q	M-566	CR2-4-750500K	RRC-511V	M-7502	CRE1-4-#23R
GYJ-163Q	M-1593	CR3-10-625500K	RRC-511T	-	CRE1-4-#2S3R
GYJ-183D	M-1599	CR3-10-750350K	RRC-511L	M-7501	CRE1-4-#43R
GYJ-183Q	M-1601	CR3-10-750500K	RRC-512C	M-7504	CRE1-4-1/03R
GYE-152C	M-1581	CR3-9-5001/0	RRC-512G	M-7505	CRE1-4-2/03R
GYE-152B	M-1581-S	CR3-9-5001/0S	RRC-512L	M-7506	CRE1-4-3/03R
GYE-152G	M-1582	CR3-9-5002/0	RRC-512Q	M-7507	CRE1-4-4/03R
GYE-152V	M-1584	CR3-9-500250K	RC	-	CRE3-3-#2SY
GYE-152L	M-6267	CR3-9-5003/0	RC	-	CRE3-3-#2SZ
GYE-153A	M-1585	CR3-9-500300K	RC	-	CRE3-3-#2Y
GYE-152Q	M-1583	CR3-9-5004/0	RC	-	CRE3-3-#2Z
GYE-142C	M-1581-T	CR3-9-500L1/0	RC	-	CRE3-3-#4Y
GYE-142B	M-1581-ST	CR3-9-500L1/0S	RC	-	CRE3-3-#4Z
GYE-142G	M-1582-T	CR3-9-500L2/0	-	-	CRE3-3-1/0Y
GYE-142V	M-1584-T	CR3-9-500L250K	-	-	CRE3-3-1/0Z
GYE-142L	M-6267-T	CR3-9-500L3/0	-	-	CRE3-3-2/0Y
GYE-143A	M-1585-T	CR3-9-500L300K	-	-	CRE3-3-2/0Z
GYE-142Q	M-1583-T	CR3-9-500L4/0	RC	-	CRE3-4-#1Y
-	-	CR3-9-625#2	RC	-	CRE3-4-#1Z
GYE-162C	M-1586	CR3-9-6251/0	RC	-	CRE3-4-1/0Y
GYE-162B	M-1586-S	CR3-9-6251/0S	RC	-	CRE3-4-1/0Z
GYE-162G	M-1587	CR3-9-6252/0	RC	-	CRE3-4-2/0Y
GYE-162V	M-1589	CR3-9-625250K	RC	-	CRE3-4-2/0Z
GYE-162L	M-8305	CR3-9-6253/0	RC	-	CRE3-4-3/0Y
GYE-163A	M-1590	CR3-9-625300K	RC	-	CRE3-4-3/0Z

Exothermic welding system

Cross reference

Cadweld cat. no.	Thermoweld cat. no.	Blackburn cat. no.	Cadweld cat. no.	Thermoweld cat. no.	Blackburn cat. no.
RC	-	CRE3-4-4/OY	VBC-1Y	M-5361	CS25-4-#1
RC	-	CRE3-4-4/OZ	VBC-1Y-V3	-	CS25-4-#1C
RD	-	CRE4-3-#1Y	VBC-1Y-V5	-	CS25-4-#1D
RD	-	CRE4-3-#1Z	VBC-1Y-V8	-	CS25-4-#1F
RD	-	CRE4-3-#2SY	VBC-1Y-V21C	-	CS25-4-#1G
RD	-	CRE4-3-#2SZ	VBC-1V	M-2781	CS25-4-#2
RD	-	CRE4-3-#2Y	VBC-1V-V3	-	CS25-4-#2C
RD	-	CRE4-3-#2Z	VBC-1V-V5	-	CS25-4-#2D
RD	-	CRE4-3-#4Y	VBC-1V-V8	-	CS25-4-#2F
RD	-	CRE4-3-#4Z	VBC-1V-V21C	-	CS25-4-#2G
RD	-	CRE4-3-1/OY	VBC-1T	-	CS25-4-#2S
RD	-	CRE4-3-1/OZ	VBC-1T-V3	-	CS25-4-#2SC
RD	-	CRE4-3-2/OY	VBC-1T-V5	-	CS25-4-#2SD
RD	-	CRE4-3-2/OZ	VBC-1T-V8	-	CS25-4-#2SF
RD	-	CRE4-3-3/OY	VBC-1T-V21	-	CS25-4-#2SG
RD	-	CRE4-3-3/OZ	VBC-1L	M-5359	CS25-4-#4
RD	-	CRE4-3-4/OY	VBC-1L-V3	-	CS25-4-#4C
RD	-	CRE4-3-4/OZ	VBC-1L-V5	-	CS25-4-#4D
RJ	-	CRE6-3-#1Y	VBC-1L-V8	-	CS25-4-#4F
RJ	-	CRE6-3-#1Z	VBC-1L-V21	-	CS25-4-#4G
RJ	-	CRE6-3-#2SY	VBC-2C	M-2189	CS25-4-1/0
RJ	-	CRE6-3-#2SZ	VBC-2C-V3	-	CS25-4-1/0C
RJ	-	CRE6-3-#2Y	VBC-2C-V5	-	CS25-4-1/0D
RJ	-	CRE6-3-#2Z	VBC-2C-V8	-	CS25-4-1/0F
RJ	-	CRE6-3-#4Y	VBC-2C-V20	-	CS25-4-1/0G
RJ	-	CRE6-3-#4Z	VBC-2G	M-2540	CS25-4-2/0
RJ	-	CRE6-4-1/OY	VBC-2G-V3	-	CS25-4-2/0C
RJ	-	CRE6-4-1/OZ	VBC-2G-V5	-	CS25-4-2/0D
RJ	-	CRE6-4-2/OY	VBC-2G-V8	-	CS25-4-2/0F
RJ	-	CRE6-4-2/OZ	VBC-2G-V20	-	CS25-4-2/0G
RJ	-	CRE6-4-3/OY	VBC-2V	M-8165	CS25-4-250K
RJ	-	CRE6-4-3/OZ	VBC-2L	M-5362	CS25-4-3/0
RJ	-	CRE6-4-4/OY	VBC-2L-V3	-	CS25-4-3/0C
RJ	-	CRE6-4-4/OZ	VBC-2L-V5	-	CS25-4-3/0D
HSC-2C	M-644	CS1-4-1/0	VBC-2L-V8	-	CS25-4-3/0F
HSD-4Y	M-654	CS1-4-1000K	VBC-2L-V20	-	CS25-4-3/0G
HSC-2G	M-645	CS1-4-2/0	VBC-3A	M-5363	CS25-4-300K
HSC-2V	M-648	CS1-4-250K	VBC-3D	M-9029	CS25-4-350K
HSC-2L	M-646	CS1-4-3/0	VBC-2Q	M-8718	CS25-4-4/0
HSC-3A	M-649	CS1-4-300K	VBC-2Q-V3	-	CS25-4-4/0C
HSC-3D	M-650	CS1-4-350K	VBC-2Q-V5	-	CS25-4-4/0D
HSC-2Q	M-647	CS1-4-4/0	VBC-2Q-V8	-	CS25-4-4/0F
HSC-3Q	M-652	CS1-4-500K	VBC-2Q-V20	-	CS25-4-4/0G
HSD-4L	M-653	CS1-4-750K	VBR-3Q	M-8512	CS25-4-500K
HTC-2C	M-616	CS2-4-1/0	HTD-3Q	M-624	CS2-5-500K
HTC-2G	M-617	CS2-4-2/0	VGC-1Y	M-6279	CS27-4-#1
HTC-2V	M-620	CS2-4-250K	VGC-1Y-V3	-	CS27-4-#1C
HTC-2L	M-618	CS2-4-3/0	VGC-1Y-V5	-	CS27-4-#1D
HTC-3A	M-621	CS2-4-300K	VGC-1Y-V8	-	CS27-4-#1F
HTC-3D	M-622	CS2-4-350K	VGC-1Y-V21C	-	CS27-4-#1G
HTC-2Q	M-619	CS2-4-4/0	VGC-1V	M-5822	CS27-4-#2

Exothermic welding system

Cross reference

Cadweld cat. no.	Thermoweld cat. no.	Blackburn cat. no.	Cadweld cat. no.	Thermoweld cat. no.	Blackburn cat. no.
VGC-1V-V3	-	CS27-4-#2C	VNC-1L	M-2761	CS31-4-#4
VGC-1V-V5	-	CS27-4-#2D	VGC-1L-V3	-	CS31-4-#4C
VGC-1V-V8	-	CS27-4-#2F	VGC-1L-V5	-	CS31-4-#4D
VGC-1V-V21C	-	CS27-4-#2G	VGC-1L-V8	-	CS31-4-#4F
VGC-1T	-	CS27-4-#2S	VGC-1L-V21	-	CS31-4-#4G
VGC-1T-V3	-	CS27-4-#2SC	VNC-1H	M-5910	CS31-4-#6
VGC-1T-V5	-	CS27-4-#2SD	VNC-2C	M-5419	CS31-4-1/0
VGC-1T-V8	-	CS27-4-#2SF	VGC-2C-V3	-	CS31-4-1/0C
VGC-1T-V21	-	CS27-4-#2SG	VGC-2C-V5	-	CS31-4-1/0D
VGC-1H	M-5245	CS27-4-#4	VGC-2C-V8	-	CS31-4-1/0F
VGC-1L	M-5816	CS27-4-#4	VGC-2C-V20	-	CS31-4-1/0G
VGC-1L-V3	-	CS27-4-#4C	VNC-2G	M-2567	CS31-4-2/0
VGC-1L-V5	-	CS27-4-#4D	VGC-2G-V3	-	CS31-4-2/0C
VGC-1L-V8	-	CS27-4-#4F	VGC-2G-V5	-	CS31-4-2/0D
VGC-1L-V21	-	CS27-4-#4G	VGC-2G-V8	-	CS31-4-2/0F
VGC-2C	M-1168	CS27-4-1/0	VGC-2G-V20	-	CS31-4-2/0G
VGC-2C-V3	-	CS27-4-1/0C	VNC-2V	M-2568	CS31-4-250K
VGC-2C-V5	-	CS27-4-1/0D	VNC-2L	M-6072	CS31-4-3/0
VGC-2C-V8	-	CS27-4-1/0F	VGC-2L-V3	-	CS31-4-3/0C
VGC-2C-V20	-	CS27-4-1/0G	VGC-2L-V5	-	CS31-4-3/0D
VGC-2G	M-9242	CS27-4-2/0	VGC-2L-V8	-	CS31-4-3/0F
VGC-2G-V3	-	CS27-4-2/0C	VGC-2L-V20	-	CS31-4-3/0G
VGC-2G-V5	-	CS27-4-2/0D	VNC-3A	M-6061	CS31-4-300K
VGC-2G-V8	-	CS27-4-2/0F	VNC-3D	M-6067	CS31-4-350K
VGC-2G-V20	-	CS27-4-2/0G	VNC-2Q	M-9253	CS31-4-4/0
VGC-2V	M-2520	CS27-4-250K	VGC-2Q-V3	-	CS31-4-4/0C
VGC-2L	M-6195	CS27-4-3/0	VGC-2Q-V5	-	CS31-4-4/0D
VGC-2L-V3	-	CS27-4-3/0C	VGC-2Q-V8	-	CS31-4-4/0F
VGC-2L-V5	-	CS27-4-3/0D	VGC-2Q-V20	-	CS31-4-4/0G
VGC-2L-V8	-	CS27-4-3/0F	VNC-3Q	M-8359	CS31-4-500K
VGC-2L-V20	-	CS27-4-3/0G	HAA-1Y-325C	M-6269	CS32-2-#1D
VGC-2Q	M-2177	CS27-4-4/0	HAA-1Y-7C	M-6270	CS32-2-#1F
VGC-2Q-V3	-	CS27-4-4/0C	HAA-1Y-11C	M-6271	CS32-2-#1G
VGC-2Q-V5	-	CS27-4-4/0D	HAA-1V-162C	M-6016	CS32-2-#2C
VGC-2Q-V8	-	CS27-4-4/0F	HAA-1V-350C	M-2576	CS32-2-#2D
VGC-2Q-V20	-	CS27-4-4/0G	HAA-1V-7C	M-2514	CS32-2-#2F
VNC-1Y	M-6060	CS31-4-#1	HAA-1V-11C	M-2515	CS32-2-#2G
VGC-1Y-V3	-	CS31-4-#1C	HAA-1T-162C	-	CS32-2-#2SC
VGC-1Y-V5	-	CS31-4-#1D	HAA-1T-350C	-	CS32-2-#2SD
VGC-1Y-V8	-	CS31-4-#1F	HAA-1T-7C	-	CS32-2-#2SF
VGC-1Y-V21C	-	CS31-4-#1G	HAA-1T-11C	-	CS32-2-#2SG
VNC-1V	M-2569	CS31-4-#2	HAA-1L-162C	M-8014	CS32-2-#4C
VGC-1V-V3	-	CS31-4-#2C	HAA-1L-350C	M-8015	CS32-2-#4D
VGC-1V-V5	-	CS31-4-#2D	HAA-1L-7C	M-2516	CS32-2-#4F
VGC-1V-V8	-	CS31-4-#2F	HAA-1L-11C	M-2517	CS32-2-#4G
VGC-1V-V21C	-	CS31-4-#2G	HAH-2C-350C	M-8504	CS32-4-1/0D
VNC-1T	-	CS31-4-#2S	HAH-2C-8C	M-8505	CS32-4-1/0F
VGC-1T-V3	-	CS31-4-#2SC	HAH-2C-20C	M-6272	CS32-4-1/0G
VGC-1T-V5	-	CS31-4-#2SD	HAH-2G-350C	M-2776	CS32-4-2/0D
VGC-1T-V8	-	CS31-4-#2SF	HAH-2G-8C	M-6273	CS32-4-2/0F
VGC-1T-V21	-	CS31-4-#2SG	HAH-2G-20C	M-6274	CS32-4-2/0G

Exothermic welding system

Cross reference

Cadweld cat. no.	Thermoweld cat. no.	Blackburn cat. no.	Cadweld cat. no.	Thermoweld cat. no.	Blackburn cat. no.
HAH-2L-350C	M-6275	CS32-4-3/0D	VSC-2G-V21C	M-2492	CS3-4-2/0G
HAH-2L-8C	M-6276	CS32-4-3/0F	VSC-2V	M-594	CS3-4-250K
HAH-2L-20C	M-6278	CS32-4-3/0G	VSC-2L	M-592	CS3-4-3/0
HAH-2Q-350C	M-9236	CS32-4-4/0D	VSC-2L-V3C	M-2493	CS3-4-3/0C
HAH-2Q-8C	M-9237	CS32-4-4/0F	VSC-2L-V5C	M-2494	CS3-4-3/0D
HAH-2Q-20C	M-9238	CS32-4-4/0G	VSC-2L-V8C	M-2495	CS3-4-3/0F
VSC-1Y	M-589	CS3-4-#1	VSC-2L-V21C	M-2496	CS3-4-3/0G
VSC-1Y-V3C	M-2482	CS3-4-#1C	VSC-3A	M-595	CS3-4-300K
VSC-1Y-V5C	M-2483	CS3-4-#1D	VSC-3D	M-596	CS3-4-350K
VSC-1Y-V8C	M-2484	CS3-4-#1F	VSC-2Q	M-593	CS3-4-4/0
VSC-1Y-V21C	M-2485	CS3-4-#1G	VSC-2Q-V3C	M-9021	CS3-4-4/0C
VSC-1V	M-588	CS3-4-#2	VSC-2Q-V5C	M-2497	CS3-4-4/0D
VSC-1V-V3C	M-9233	CS3-4-#2C	VSC-2Q-V8C	M-2498	CS3-4-4/0F
VSC-1V-V5C	M-2480	CS3-4-#2D	VSC-2Q-V21C	M-2499	CS3-4-4/0G
VSC-1V-V8C	M-2583	CS3-4-#2F	HTC-2C-350C	-	CS34-4-1/0D
VSC-1V-V21C	M-2481	CS3-4-#2G	HTC-2C-8C	-	CS34-4-1/0F
VSC-1T	-	CS3-4-#2S	HTC-2C-20C	-	CS34-4-1/0G
VSC-1T-V3C	-	CS3-4-#2SC	HTC-2G-350C	-	CS34-4-2/0D
VSC-1T-V5C	-	CS3-4-#2SD	HTC-2G-8C	-	CS34-4-2/0F
VSC-1T-V8C	-	CS3-4-#2SF	HTC-2G-20C	-	CS34-4-2/0G
VSC-1T-V21C	-	CS3-4-#2SG	HTC-2L-350C	-	CS34-4-3/0D
VSC-1L	M-586	CS3-4-#4	HTC-2L-8C	-	CS34-4-3/0F
VSC-1L-V3C	M-2476	CS3-4-#4C	HTC-2L-20C	-	CS34-4-3/0G
VSC-1L-V5C	M-2477	CS3-4-#4D	HTC-2Q-350C	-	CS34-4-4/0D
VSC-1L-V8C	M-2478	CS3-4-#4F	HTC-2Q-8C	-	CS34-4-4/0F
VSC-1L-V21C	M-2479	CS3-4-#4G	HTC-2Q-20C	-	CS34-4-4/0G
VSC-1H	M-585	CS3-4-#6	VSC-3Q	M-598	CS3-4-500K
VSC-2C	M-590	CS3-4-1/0	VSD-4Y	M-600	CS3-5-1000K
VSC-2C-V3C	M-2486	CS3-4-1/0C	VSD-4L	M-599	CS3-5-750K
VSC-2C-V5C	M-2487	CS3-4-1/0D	VVC-1Y	M-1219	CS4-4-#1
VSC-2C-V8C	M-2488	CS3-4-1/0F	VVC-1Y-V3	-	CS4-4-#1C
VSC-2C-V21C	M-2489	CS3-4-1/0G	VVC-1Y-V5	-	CS4-4-#1D
HCA-1Y-350C	-	CS34-2-#1D	VVC-1Y-V8	-	CS4-4-#1F
HCA-1Y-7C	-	CS34-2-#1F	VVC-1Y-V21	-	CS4-4-#1G
HCA-1Y-11C	-	CS34-2-#1G	VVC-1V	M-1218	CS4-4-#2
HCA-1V-162C	-	CS34-2-#2C	VVC-1V-V3	-	CS4-4-#2C
HCA-1V-350C	-	CS34-2-#2D	VVC-1V-V5	-	CS4-4-#2D
HCA-1V-7C	-	CS34-2-#2F	VVC-1V-V8	-	CS4-4-#2F
HCA-1V-11C	-	CS34-2-#2G	VVC-1V-V21	-	CS4-4-#2G
HCA-1T-162C	-	CS34-2-#2SC	VVC-1T	-	CS4-4-#2S
HCA-1T-350C	-	CS34-2-#2SD	VVC-1T-V3	-	CS4-4-#2SC
HCA-1T-7C	-	CS34-2-#2SF	VVC-1T-V5	-	CS4-4-#2SD
HCA-1T-11C	-	CS34-2-#2SG	VVC-1T-V8	-	CS4-4-#2SF
HCA-1L-162C	-	CS34-2-#4C	VVC-1T-V21	-	CS4-4-#2SG
HCA-1L-350C	-	CS34-2-#4D	VVC-1L	M-1216	CS4-4-#4
HCA-1L-7C	-	CS34-2-#4F	VVC-1L-V3	-	CS4-4-#4C
HCA-1L-11C	-	CS34-2-#4G	VVC-1L-V5	-	CS4-4-#4D
VSC-2G	M-591	CS3-4-2/0	VVC-1L-V8	-	CS4-4-#4F
VSC-2G-V3C	M-8833	CS3-4-2/0C	VVC-1L-V21	-	CS4-4-#4G
VSC-2G-V5C	M-2490	CS3-4-2/0D	VVC-1H	M-1215	CS4-4-#6
VSC-2G-V8C	M-2491	CS3-4-2/0F	VVR-2C	M-1220	CS4-5-1/0

Exothermic welding system

Cross reference

Cadweld cat. no.	Thermoweld cat. no.	Blackburn cat. no.	Cadweld cat. no.	Thermoweld cat. no.	Blackburn cat. no.
VVR-2C-V3	-	CS4-5-1/0C	VFR-2L	M-1642	CS7-5-3/0
VVR-2C-V5	-	CS4-5-1/0D	VFR-2L-V3	-	CS7-5-3/0C
VVR-2C-V8	-	CS4-5-1/0F	VFR-2L-V5	-	CS7-5-3/0D
VVR-2C-V20	-	CS4-5-1/0G	VFR-2L-V8	-	CS7-5-3/0F
VVR-2G	M-1221	CS4-5-2/0	VFR-2L-V20	-	CS7-5-3/0G
VVR-2G-V3	-	CS4-5-2/0C	VFR-3A	M-1645	CS7-5-300K
VVR-2G-V5	-	CS4-5-2/0D	VFR-2Q	M-1643	CS7-5-4/0
VVR-2G-V8	-	CS4-5-2/0F	VFR-2Q-V3	-	CS7-5-4/0C
VVR-2G-V20	-	CS4-5-2/0G	VFR-2Q-V5	-	CS7-5-4/0D
VVR-2V	M-1224	CS4-5-250K	VFR-2Q-V8	-	CS7-5-4/0F
VVR-2L	M-1222	CS4-5-3/0	VFR-2Q-V20	-	CS7-5-4/0G
VVR-2L-V3	-	CS4-5-3/0C	VFF-3D	M-1646	CS7-6-350K
VVR-2L-V5	-	CS4-5-3/0D	VFF-3Q	M-1648	CS7-6-500K
VVR-2L-V8	-	CS4-5-3/0F	HAA-1Y	M-631	CS8-2-#1
VVR-2L-V20	-	CS4-5-3/0G	HAA-1V	M-630	CS8-2-#2
VVR-2Q	M-1223	CS4-5-4/0	HAA-1T	-	CS8-2-#2S
VVR-2Q-V3	-	CS4-5-4/0C	HAA-1L	M-629	CS8-2-#4
VVR-2Q-V5	-	CS4-5-4/0D	HAA-1H	M-628	CS8-2-#6
VVR-2QV8	-	CS4-5-4/0F	HCA-1Y	M-605	CS9-2-#1
VVR-2Q-V20	-	CS4-5-4/0G	HCA-1V	M-604	CS9-2-#2
VFC-1Y	M-1639	CS7-4-#1	HCA-1T	-	CS9-2-#2S
VFC-1Y-V3	-	CS7-4-#1C	HCA-1L	M-603	CS9-2-#4
VFC-1Y-V5	-	CS7-4-#1D	HCA-1H	M-602	CS9-2-#6
VFC-1Y-V8	-	CS7-4-#1F	15	15	15BKB
VFC-1Y-V21	-	CS7-4-#1G	25	25	25BKB
VFC-1V	M-1638	CS7-4-#2	32	32	32BKB
VFC-1V-V3	-	CS7-4-#2C	45	45	45BKB
VFC-1V-V5	-	CS7-4-#2D	65	65	65BKB
VFC-1V-V8	-	CS7-4-#2F	90	90	90BKB
VFC-1V-V21	-	CS7-4-#2G	115	115	115BKB
VFC-1T	-	CS7-4-#2S	150	150	150BKB
VFC-1T-V3	-	CS7-4-#2SC	200	200	200BKB
VFC-1T-V5	-	CS7-4-#2SD	250	250	250BKB
VFC-1T-V8	-	CS7-4-#2SF	L160	40-0106-00	HCPK4
VFC-1T-V21	-	CS7-4-#2SG	L159	40-0107-00	HCPK5
VFC-1L	M-1636	CS7-4-#4	T314	38-0135-00	WWB1
VFC-1L-V3	-	CS7-4-#4C	T314A	38-0135-01	WRB1
VFC-1L-V5	-	CS7-4-#4D	T313	38-0306-00	BFC
VFC-1L-V8	-	CS7-4-#4F	T320	38-0309-00	FGUN
VFC-1L-V21	-	CS7-4-#4G	T394	38-3922-00	BCM
VFC-2C	M-1640	CS7-4-1/0	B136A/B	40-0319-01/3/5/6	STM1
VFC-2C-V3	-	CS7-4-1/0C	T403	38-4129-00	MSC
VFC-2C-V5	-	CS7-4-1/0D	B144A/B/C/E	38-4061/2/3/4-00	PACK-A
VFC-2C-V8	-	CS7-4-1/0F			
VFC-2C-V20	-	CS7-4-1/0G			
VFC-2G	M-1641	CS7-4-2/0			
VFC-2G-V3	-	CS7-4-2/0C			
VFC-2G-V5	-	CS7-4-2/0D			
VFC-2G-V8	-	CS7-4-2/0F			
VFC-2G-V20	-	CS7-4-2/0G			
VFR-2V	M-1644	CS7-5-250K			

Exothermic welding system

Cross reference

Sure Shot® cross reference – Type CR1

Ground rod size (in.)	Conductor size (AWG)		Cadweld cat. no. Type GR (CR1)	Thermoweld cat. no. Type CR-1	Blackburn cat. no. Type CR1
	Solid	Stranded			
½	6, 8	8	GR1-141G	-	-
	3, 4	4, 6	GR1-141L	-	-
	1, 2	2, 3	GR1-141V	-	-
⅝	6, 8	8	GR1-161G	M-2012	SCR1-58-6808
	3, 4	4, 6	GR1-161L	M-2013	SCR1-58-3446
	1, 2	2, 3	GR1-161V	M-2014	SCR1-58-1223
	2/0, 1/0	1/0, 1	GR1-162C	M-2015	SCR1-58-2010
	-	2/0	GR1-162G	M-2016	SCR1-58-0020
¾	6, 8	8	GR1-181G	M-2017	SCR1-34-6808
	3, 4	4, 6	GR1-181L	M-2018	SCR1-34-3446
	1, 2	2, 3	GR1-181V	M-2019	SCR1-34-1223
	2/0, 1/0	1/0, 1	GR1-182C	M-2020	SCR1-34-2010
	-	2/0	GR1-182G	M-2021	SCR1-34-0020
-	4/0	GR1-182Q	-	SCR1-34-0040	

Sure Shot® cross reference – Type CR2

Ground rod size (in.)	Conductor size (AWG)		Cadweld cat. no. Type GR (CR2)	Thermoweld cat. no. Type CR-2	Blackburn cat. no. Type CR1
	Solid	Stranded			
½	6, 8	8	GT1-141G	-	-
	3, 4	4, 6	GT1-141L	-	-
	1, 2	2, 3	GT1-141V	-	-
⅝	6, 8	8	GT1-161G	M-2027	SCR2-58-6808
	3, 4	4, 6	GT1-161L	M-2028	SCR2-58-3446
	1, 2	2, 3	GT1-161V	M-2029	SCR2-58-1223
	2/0, 1/0	1/0, 1	GT1-162C	M-2030	SCR2-58-2010
	-	2/0	-	-	SCR2-58-0020*
¾	6, 8	8	GT1-181G	M-2031	SCR2-34-6808
	3, 4	4, 6	GT1-181L	M-2032	SCR2-34-3446
	1, 2	2, 3	GT1-181V	M-2033	SCR2-34-1223
	2/0, 1/0	1/0, 1	GT1-182C	M-2034	SCR2-34-2010
	-	2/0	-	-	SCR2-34-0020*
-	4/0	-	-	SCR2-34-0040*	

* Future development.

Cadweld is a trademark of Erico International Corporation. Thermoweld is a trademark of Continental Industries.

Exothermic welding system

Cross reference

Sure Shot[®] cross reference – Type CR17

Ground rod size (in.)	Conductor size (AWG)		Cadweld cat. no. Type GR (CR17)	Thermoweld cat. no. –	Blackburn cat. no. Type CR1
	Solid	Stranded			
½	6, 8	8	NT1-141G	–	–
	3, 4	4, 6	NT1-141L	–	–
	1, 2	2, 3	–	–	–
⅝	6, 8	8	NT1-161G	–	SCR17-58-6808
	3, 4	4, 6	NT1-161L	–	SCR17-58-3446
	1, 2	2, 3	NT1-161V	–	SCR17-58-1223
	2/0, 1/0	1/0, 1	–	–	SCR17-58-2010*
	–	2/0	–	–	SCR17-58-0020*
¾	6, 8	8	NT1-181G	–	SCR17-34-6808
	3, 4	4, 6	NT1-181L	–	SCR17-34-3446
	1, 2	2, 3	NT1-181V	–	SCR17-34-1223
	2/0, 1/0	1/0, 1	–	–	SCR17-34-2010*
	–	2/0	–	–	SCR17-34-0020*
–	4/0	–	–	SCR17-34-0040*	

* Future development.

Sure Shot cross reference – Type CR24

Ground rod size (in.)	Conductor size (AWG)		Cadweld cat. no. Type NX (CR24)	Thermoweld cat. no. Type CR-24	Blackburn cat. no. Type CR24
	Solid	Stranded			
½	6, 8	8	NX1-141G	–	–
	3, 4	4, 6	NX1-141L	–	–
	1, 2	2, 3	–	–	–
⅝	6, 8	8	NX1-161G	–	SCR24-58-6808
	3, 4	4, 6	NX1-161L	–	SCR24-58-3446
	1, 2	2, 3	NX1-161V	–	SCR24-58-1223
	2/0, 1/0	1/0, 1	–	–	SCR24-58-2010*
	–	2/0	–	–	SCR24-58-0020*
–	4/0	–	–	SCR24-34-0040*	
¾	6, 8	8	NX1-181G	–	SCR24-34-6808
	3, 4	4, 6	NX1-181L	–	SCR24-34-3446
	1, 2	2, 3	NX1-181V	–	SCR24-34-1223
	2/0, 1/0	1/0, 1	–	–	SCR24-34-2010*

Sure Shot cross reference – Type CR25

Ground rod size (in.)	Conductor size (AWG)		Cadweld cat. no. –	Thermoweld cat. no. Type CR-25	Blackburn cat. no. Type CR25
	Solid	Stranded			
⅝	6, 8	8	–	M-2006	–
	3, 4	4, 6	–	M-2007	–
	1, 2	2, 3	–	M-2008	–
¾	2/0, 1/0	1/0, 1	–	M-2023	SCR17-58-6808
	6, 8	8	–	M-2068	SCR17-58-3446
	3, 4	4, 6	–	M-2069	SCR17-58-1223

* Future development.

Cadweld is a trademark of Erico International Corporation. Thermoweld is a trademark of Continental Industries.

Exothermic welding system

Conductor properties

Conductor properties

Size (AWG or kcmil)	Area		Conductors								Direct current resistance at 75 °C (167 °F)					
			Stranding			Overall					Uncoated		Copper Coated		Aluminum	
			Quantity	Diameter		Diameter		Area		ohm/ km	ohm/ kft	ohm/ km	ohm/ kft	ohm/ km	ohm/ kft	
				mm	in.	mm	in.	mm ²	in. ²							
18	0.823	1620	1	-	-	1.02	0.040	0.823	0.001	25.5	7.77	26.5	8.08	42.0	12.8	
18	0.823	1620	7	0.39	0.015	1.16	0.046	1.06	0.002	26.1	7.95	27.7	8.45	42.8	13.1	
16	1.31	2580	1	-	-	1.29	0.051	1.31	0.002	16.0	4.89	16.7	5.08	26.4	8.05	
16	1.31	2580	7	0.49	0.019	1.46	0.058	1.68	0.003	16.4	4.99	17.3	5.29	26.9	8.21	
14	2.08	4110	1	-	-	1.63	0.064	2.08	0.003	10.1	3.07	10.4	3.19	16.6	5.06	
14	2.08	4110	7	0.62	0.024	1.85	0.073	2.68	0.004	10.3	3.14	10.7	3.26	16.9	5.17	
12	3.31	6530	1	-	-	2.05	0.081	3.31	0.005	6.34	1.93	6.57	2.01	10.45	3.18	
12	3.31	6530	7	0.78	0.030	2.32	0.092	4.25	0.006	6.50	1.98	6.73	2.05	10.69	3.25	
10	5.261	10380	1	-	-	2.588	0.102	5.26	0.008	3.984	1.21	4.148	1.26	6.561	2.00	
10	5.261	10380	7	0.98	0.038	2.95	0.116	6.76	0.011	4.070	1.24	4.226	1.29	6.679	2.04	
8	8.367	16510	1	-	-	3.264	0.128	8.37	0.013	2.506	0.764	2.579	0.786	4.125	1.26	
8	8.367	16510	7	1.23	0.049	3.71	0.146	10.76	0.017	2.551	0.778	2.653	0.809	4.204	1.28	
6	13.30	26240	7	1.56	0.061	4.67	0.184	17.09	0.027	1.608	0.491	1.671	0.510	2.652	0.808	
4	21.15	41740	7	1.96	0.077	5.89	0.232	27.19	0.042	1.010	0.308	1.053	0.321	1.666	0.508	
3	26.67	52620	7	2.20	0.087	6.60	0.260	34.28	0.053	0.802	0.245	0.833	0.254	1.320	0.403	
2	33.62	66360	7	2.47	0.097	7.42	0.292	43.23	0.067	0.634	0.194	0.661	0.201	1.045	0.319	
1	42.41	83690	19	1.69	0.066	8.43	0.332	55.80	0.087	0.505	0.154	0.524	0.160	0.829	0.253	
1/0	53.49	105600	19	1.89	0.074	9.45	0.372	70.41	0.109	0.399	0.122	0.415	0.127	0.660	0.201	
2/0	67.43	133100	19	2.13	0.084	10.62	0.418	88.74	0.137	0.3170	0.0967	0.329	0.101	0.523	0.159	
3/0	85.01	167800	19	2.39	0.094	11.94	0.470	111.9	0.173	0.2512	0.0766	0.2610	0.0797	0.413	0.126	
4/0	107.2	211600	19	2.68	0.106	13.41	0.528	141.1	0.219	0.1996	0.0608	0.2050	0.0626	0.328	0.100	
250	-	-	37	2.09	0.082	14.61	0.575	168	0.260	0.1687	0.0515	0.1753	0.0535	0.2778	0.0847	
300	-	-	37	2.29	0.090	16.00	0.630	201	0.312	0.1409	0.0429	0.1463	0.0446	0.2318	0.0707	
350	-	-	37	2.47	0.097	17.30	0.681	235	0.364	0.1205	0.0367	0.1252	0.0382	0.1984	0.0605	
400	-	-	37	2.64	0.104	18.49	0.728	268	0.416	0.1053	0.0321	0.1084	0.0331	0.1737	0.0529	
500	-	-	37	2.95	0.116	20.65	0.813	336	0.519	0.0845	0.0258	0.0869	0.0265	0.1391	0.0424	
600	-	-	61	2.52	0.099	22.68	0.893	404	0.626	0.0704	0.0214	0.0732	0.0223	0.1159	0.0353	
700	-	-	61	2.72	0.107	24.49	0.964	471	0.730	0.0603	0.0184	0.0622	0.0189	0.0994	0.0303	
750	-	-	61	2.82	0.111	25.35	0.998	505	0.782	0.0563	0.0171	0.0579	0.0176	0.0927	0.0282	
800	-	-	61	2.91	0.114	26.16	1.030	538	0.834	0.0528	0.0161	0.0544	0.0166	0.0868	0.0265	
900	-	-	61	3.09	0.122	27.79	1.094	606	0.940	0.0470	0.0143	0.0481	0.0147	0.0770	0.0235	
1000	-	-	61	3.25	0.128	29.26	1.152	673	1.042	0.0423	0.0129	0.0434	0.0132	0.0695	0.0212	

FPN: the construction information is per NEMA WC8-1992 or ANSI/UL 1581-1998. The resistance is calculated per national bureau of standards handbook 100, dated 1966, and handbook 109, dated 1972.

70-625 Tables

National Electrical Code®, 2002 edition. NEC and National Electrical Code are registered trademarks of the National Fire Protection Association, Inc.

Exothermic welding system

Table B.310.1

Table B.310.1 Ampacities of two or three insulated conductors, rated 0 through 2000 V, within an overall covering (multiconductor cable), in raceway in free air based on ambient air temperature of 30 °C (86 °F)

Temperature rating of conductor (see Table 310.13)

Size (AWG or kcmil)	Copper			Aluminum or copper-clad aluminum			Size (AWG or kcmil)
	Types TW, UF	Types RHW, THHW, THW, THWN, XHHW, ZW	Types THHN, THHW, THW-2, THWN-2, RHH, RWH-2, USE-2, XHHN, XHHW-2, ZW-2	Type TW	Types RHW, THHW, THW, THWN, XHHW	Types THHN, THHW, THW-2, THWN-2, RHH, RWH-2, USE-2, XHHW, XHHW-2, ZW-2	
	60 °C (140 °F)	75 °C (167 °F)	90 °C (194 °F)	60 °C (140 °F)	75 °C (167 °F)	90 °C (194 °F)	
14	16*	18*	21*	–	–	–	14
12	20*	24*	27*	16*	18*	21*	12
10	27*	33*	36*	21*	25*	28*	10
8	36	43	48	28	33	37	8
6	48	58	65	38	45	51	6
4	66	79	89	51	61	69	4
3	76	90	102	59	70	79	3
2	88	105	119	69	83	93	2
1	102	121	137	80	95	106	1
1/0	121	145	163	94	113	127	1/0
2/0	138	166	186	108	129	146	2/0
3/0	158	189	214	124	147	167	3/0
4/0	187	223	253	147	176	197	4/0
250	205	245	276	160	192	217	250
300	234	281	317	185	221	250	300
350	255	305	345	202	242	273	350
400	274	328	371	218	261	295	400
500	315	378	427	254	303	342	500
600	343	413	468	279	335	378	600
700	376	452	514	310	371	420	700
750	387	466	529	321	384	435	750
800	397	479	543	331	397	450	800
900	415	500	570	350	421	477	900
1000	448	542	617	382	460	521	1000

Correction factors

Ambient temp. (°C)	For ambient temperatures other than 30 °C (86 °F), multiply the ampacities shown above by the appropriate factor shown below.						Ambient temp. (°F)
21–25	1.08	1.05	1.04	1.08	1.05	1.04	70–77
26–30	1.00	1.00	1.00	1.00	1.00	1.00	79–86
31–35	0.91	0.94	0.96	0.91	0.94	0.96	88–95
36–40	0.82	0.88	0.91	0.82	0.88	0.91	97–104
41–45	0.71	0.82	0.87	0.71	0.82	0.87	106–113
46–50	0.58	0.75	0.82	0.58	0.75	0.82	115–122
51–55	0.41	0.67	0.76	0.41	0.67	0.76	124–131
56–60	–	0.58	0.71	–	0.58	0.71	133–140
61–70	–	0.33	0.58	–	0.33	0.58	142–158
71–80	–	–	0.41	–	–	0.41	160–176

* Unless otherwise specifically permitted elsewhere in this code, the overcurrent protection for these conductor types shall not exceed 15 A for 14 AWG, 20 A for 12 AWG, and 30 A for 10 AWG copper; or 15 A for 12 AWG and 25 A for 10 AWG aluminum and copper-clad aluminum. National Electrical Code®, 2002 Edition. NEC and National Electrical Code are registered trademarks of the National Fire Protection Association, Inc.

Exothermic welding system

Table B.310.1 (continued)

Metric conductors

Wire size		Circ mils	# of strands	Strand diameter	Diameter mm	Diameter in.	Color code	Die code
mm ²	AWG							
10	8	19,730	1	3.57	3.57	0.140	Red	21
10	8	19,730	7	1.35	4.05	0.159	Red	21
16	6	31,558	1	4.50	4.50	0.177	Blue	24
16	6	31,558	7	1.70	5.10	0.200	Blue	24
25	2	49,325	7	2.14	6.42	0.253	Gray	29
25	2	49,325	19	1.35	6.75	0.266	Brown	33
35	1	69,055	19	1.53	7.65	0.300	Green	37
50	1/0	98,650	19	1.78	8.90	0.350	Pink	42
70	2/0	138,110	19	2.14	10.70	0.421	Black	45
95	3/0	187,500	19	2.52	12.60	0.496	Orange	50
95	3/0	187,500	37	1.78	12.46	0.490	Orange	50
120	250	236,760	37	2.03	14.21	0.560	Purple	54
150	300	295,950	37	2.25	15.75	0.620	White	66
185	–	365,000	61	2.52	17.64	0.695	Red	71
240	500	473,500	61	2.25	20.25	0.797	Brown	87
300	–	591,900	61	2.52	22.68	0.893	Green	94
400	–	789,200	61	2.85	25.65	1.000	Black	106
400	–	789,200	91	2.36	25.96	1.022	Black	106
500	–	986,500	61	3.20	28.80	1.134	–	125
500	–	986,500	91	2.65	29.15	1.148	–	–
630	–	1,243,000	127	2.52	32.76	1.290	–	–
800	–	1,578,400	127	2.85	37.05	1.459	–	–
1000	–	1,973,000	127	3.20	41.60	1.638	–	–

Exothermic welding system

Table C1

Conductors

Type	Conductor		Metric designator (trade size)									
	Size (AWG/ kcmil)	16 (½)	21 (¾)	27 (1)	35 (1¼)	41 (1½)	53 (2)	63 (2½)	78 (3)	91 (3½)	103 (4)	
RHH, RHW, RHW-2	14	4	7	11	20	27	46	80	120	157	201	
	12	3	6	9	17	23	38	66	100	131	167	
	10	2	5	8	13	18	30	53	81	105	135	
	8	1	2	4	7	9	16	28	42	55	70	
	6	1	1	3	5	8	13	22	34	44	56	
	4	1	1	2	4	6	10	17	26	34	44	
	3	1	1	1	4	5	9	15	23	30	38	
	2	1	1	1	3	4	7	13	20	26	33	
	1	0	1	1	1	3	5	9	13	17	22	
	1/0	0	1	1	1	2	4	7	11	15	19	
	2/0	0	1	1	1	2	4	6	10	13	17	
	3/0	0	0	1	1	1	3	5	8	11	14	
	4/0	0	0	1	1	1	3	5	7	9	12	
	250	0	0	0	1	1	1	3	5	7	9	
	300	0	0	0	1	1	1	3	5	6	8	
	350	0	0	0	1	1	1	3	4	6	7	
	400	0	0	0	1	1	1	2	4	5	7	
	500	0	0	0	0	1	1	2	3	4	6	
	600	0	0	0	0	1	1	1	3	4	5	
	700	0	0	0	0	0	1	1	2	3	4	
	750	0	0	0	0	0	1	1	2	3	4	
	800	0	0	0	0	0	1	1	2	3	4	
	900	0	0	0	0	0	1	1	1	3	3	
	1000	0	0	0	0	0	1	1	1	2	3	
TW, THHW, THW, THW-2	14	8	15	25	43	58	96	168	254	332	424	
	12	6	11	19	33	45	74	129	195	255	326	
	10	5	8	14	24	33	55	96	145	190	243	
	8	2	5	8	13	18	30	53	81	105	135	
RHH*, RHW*, RHW-2*	14	6	10	6	28	39	64	112	169	221	282	
	12	4	8	13	23	31	51	90	136	177	227	
	10	3	6	10	18	24	40	70	106	138	177	
	8	1	4	6	10	14	24	42	63	83	106	

Table C1

Maximum number of conductors or fixture wires in electrical metallic tubing (emt) (based on Table 1, Chapter 9)

Conductors

Type	Conductor		Metric designator (trade size)									
	Size (AWG/ kcmil)	16 (½)	21 (¾)	27 (1)	35 (1¼)	41 (1½)	53 (2)	63 (2½)	78 (3)	91 (3½)	103 (4)	
RHH*, RHW*, RHW-2*, TW, THW, THHW, THW-2	6	1	3	4	8	11	18	32	48	63	81	
	4	1	1	3	6	8	13	24	36	47	60	
	3	1	1	3	5	7	12	20	31	40	52	
	2	1	1	2	4	6	10	17	26	34	44	
	1	1	1	1	3	4	7	12	18	24	31	
	1/0	0	1	1	2	3	6	10	16	20	26	
	2/0	0	1	1	1	3	5	9	13	17	22	
	3/0	0	1	1	1	2	4	7	11	15	19	
	4/0	0	0	1	1	1	3	6	9	12	16	
	250	0	0	1	1	1	3	5	7	10	13	
	300	0	0	1	1	1	2	4	6	8	11	
	350	0	0	0	1	1	1	4	6	7	10	
	400	0	0	0	1	1	1	3	5	7	9	
	500	0	0	0	1	1	1	3	4	6	7	
	600	0	0	0	1	1	1	2	3	4	6	
	700	0	0	0	0	1	1	1	3	4	5	
	750	0	0	0	0	1	1	1	3	4	5	
	800	0	0	0	0	1	1	1	3	3	5	
	900	0	0	0	0	0	1	1	2	3	4	
	1000	0	0	0	0	0	1	1	2	3	4	
THHN, THWN, THWN-2	14	12	22	35	61	84	138	241	364	476	608	
	12	9	16	26	45	61	101	176	266	347	443	
	10	5	10	16	28	38	63	111	167	219	279	
	8	3	6	9	16	22	36	64	96	126	161	
	6	2	4	7	12	16	26	46	69	91	116	
	4	1	2	4	7	10	16	28	43	56	71	
	3	1	1	3	6	8	13	24	36	47	60	
	2	1	1	3	5	7	11	20	30	40	51	
	1	1	1	1	4	5	8	15	22	29	37	
	1/0	1	1	1	3	4	7	12	19	25	32	
	2/0	0	1	1	2	3	6	10	16	20	26	
	3/0	0	1	1	1	3	5	8	13	17	22	
	4/0	0	1	1	1	2	4	7	11	14	18	
	250	0	0	1	1	1	3	6	9	11	15	
	300	0	0	1	1	1	3	5	7	10	13	
	350	0	0	1	1	1	2	4	6	9	11	
	400	0	0	0	1	1	1	4	6	8	10	
	500	0	0	0	1	1	1	3	5	6	8	
	600	0	0	0	1	1	1	2	4	5	7	
	700	0	0	0	1	1	1	2	3	4	6	
	750	0	0	0	0	1	1	1	3	4	5	
	800	0	0	0	0	1	1	1	3	4	5	
	900	0	0	0	0	1	1	1	3	3	4	
	1000	0	0	0	0	1	1	1	2	3	4	

National Electrical Code®, 2002 Edition. NEC and National Electrical Code are registered trademarks of the National Fire Protection Association, Inc.

Exothermic welding system

Table C4

Conductors

Type	Conductor		Metric designator (trade size)									
	Size (AWG/ kcmil)		16 (½)	21 (¾)	27 (1)	35 (1¼)	41 (1½)	53 (2)	63 (2½)	78 (3)	91 (3½)	103 (4)
RHH, RHW, RHW-2	14	4	8	13	22	30	49	70	108	144	186	
	12	4	6	11	18	25	41	58	89	120	154	
RHH, RHW, RHW-2	10	3	5	8	15	20	33	47	72	97	124	
	8	1	3	4	8	10	17	24	38	50	65	
	6	1	1	3	6	8	14	19	30	40	52	
	4	1	1	3	5	6	11	15	23	31	41	
	3	1	1	2	4	6	9	13	21	28	36	
	2	1	1	1	3	5	8	11	18	24	31	
	1	0	1	1	2	3	5	7	12	16	20	
	1/0	0	1	1	1	3	4	6	10	14	18	
	2/0	0	1	1	1	2	4	6	9	12	15	
	3/0	0	0	1	1	1	3	5	7	10	13	
	4/0	0	0	1	1	1	3	4	6	9	11	
	250	0	0	1	1	1	1	3	5	6	8	
	300	0	0	0	1	1	1	3	4	6	7	
	350	0	0	0	1	1	1	2	4	5	7	
	400	0	0	0	1	1	1	2	3	5	6	
	500	0	0	0	1	1	1	1	3	4	5	
	600	0	0	0	0	1	1	1	2	3	4	
	700	0	0	0	0	1	1	1	2	3	4	
	750	0	0	0	0	1	1	1	1	3	4	
	800	0	0	0	0	0	1	1	1	3	3	
	900	0	0	0	0	0	1	1	1	2	3	
	1000	0	0	0	0	0	1	1	1	2	3	
	1250	0	0	0	0	0	1	1	1	1	2	
	1500	0	0	0	0	0	0	1	1	1	1	
	1750	0	0	0	0	0	0	1	1	1	1	
	2000	0	0	0	0	0	0	1	1	1	1	
TW, THHW, THW, THW-2	14	10	17	27	47	64	104	147	228	304	392	
	12	7	13	21	36	49	80	113	175	234	301	
	10	5	9	15	27	36	59	84	130	174	224	
	8	3	5	8	15	20	33	47	72	97	124	
RHH*, RHW*, RHW-2	14	6	11	18	31	42	69	98	151	202	261	
RHH*, RHW*, RHW-2*	12	5	9	14	25	34	56	79	122	163	209	
	10	4	7	11	19	26	43	61	95	127	163	
RHH*, RHW*, RHW-2*	8	2	4	7	12	16	26	37	57	76	98	
RHH*, RHW*, RHW-2*	6	1	3	5	9	12	20	28	43	58	75	
	4	1	2	4	6	9	15	21	32	43	56	

Table C4

Maximum number of conductors or fixture wires in intermediate metal conduit (imc) (based on Table 1, Chapter 9)

Conductors

Type	Conductor		Metric designator (trade size)									
	Size (AWG/ kcmil)		16 (½)	21 (¾)	27 (1)	35 (1¼)	41 (1½)	53 (2)	63 (2½)	78 (3)	91 (3½)	103 (4)
TW, THW, THHW, THW-2	3	1	1	3	6	8	13	18	28	37	48	
	2	1	1	3	5	6	11	15	23	31	41	
	1	1	1	1	3	4	7	11	16	22	28	
	1/0	1	1	1	3	4	6	9	14	19	24	
	2/0	0	1	1	2	3	5	8	12	16	20	
	3/0	0	1	1	1	3	4	6	10	13	17	
	4/0	0	1	1	1	2	4	5	8	11	14	
	250	0	0	1	1	1	3	4	7	9	12	
	300	0	0	1	1	1	2	4	6	8	10	
	350	0	0	1	1	1	2	3	5	7	9	
	400	0	0	0	1	1	1	3	4	6	8	
	500	0	0	0	1	1	1	2	4	5	7	
	600	0	0	0	1	1	1	1	3	4	5	
	700	0	0	0	0	1	1	1	3	4	5	
	750	0	0	0	0	1	1	1	2	3	4	
	800	0	0	0	0	1	1	1	2	3	4	
	900	0	0	0	0	1	1	1	2	3	4	
	1000	0	0	0	0	0	1	1	1	3	3	
THHN, THWN, THWN-2	14	14	24	39	68	91	149	211	326	436	562	
	12	10	17	29	49	67	109	154	238	318	410	
	10	6	11	18	31	42	68	97	150	200	258	
	8	3	6	10	18	24	39	56	86	115	149	
	6	2	4	7	13	17	28	40	62	83	107	
	4	1	3	4	8	10	17	25	38	51	66	
	3	1	2	4	6	9	15	21	32	43	56	
	2	1	1	3	5	7	12	17	27	36	47	
	1	1	1	2	4	5	9	13	20	27	35	
	1/0	1	1	1	3	4	8	11	17	23	29	
	2/0	1	1	1	3	4	6	9	14	19	24	
	3/0	0	1	1	2	3	5	7	12	16	20	
	4/0	0	1	1	1	2	4	6	9	13	17	
	250	0	0	1	1	1	3	5	8	10	13	
	300	0	0	1	1	1	3	4	7	9	12	
	350	0	0	1	1	1	2	4	6	8	10	
	400	0	0	1	1	1	2	3	5	7	9	
	500	0	0	0	1	1	1	3	4	6	7	
	600	0	0	0	1	1	1	2	3	5	6	
	700	0	0	0	1	1	1	1	3	4	5	
	750	0	0	0	1	1	1	1	3	4	5	
	800	0	0	0	0	1	1	1	3	4	5	
	900	0	0	0	0	1	1	1	2	3	4	
	1000	0	0	0	0	1	1	1	2	3	4	

Note: This table is for concentric stranded conductors only. For compact stranded conductors, Table C4(A) should be used. * Types RHH, RHW, and RHW-2 without outer covering. National Electrical Code®, 2002 Edition. NEC and National Electrical Code are registered trademarks of the National Fire Protection Association, Inc.

Exothermic welding system

Table C8

Table C8

Maximum number of conductors or fixture wires in rigid metal conduit (RMC) (Based on Table 1, Chapter 9)

Conductors

Type	Conductor	Metric designator (trade size)											
	Size (AWG/ kcmil)	16 (%)	21 (%)	27 (1)	35 (1½)	41 (1½)	53 (2)	63 (2½)	78 (3)	91 (3½)	103 (4)	129 (5)	155 (6)
RHH, RHW, RHW-2	14	4	7	12	21	28	46	66	102	136	176	276	398
	12	3	6	10	17	23	38	55	85	113	146	229	330
	10	3	5	8	14	19	31	44	68	91	11w8	185	267
	8	1	2	4	7	10	16	23	36	48	61	97	139
	6	1	1	3	6	8	13	18	29	38	49	77	112
	4	1	1	2	4	6	10	14	22	30	38	60	87
	3	1	1	2	4	5	9	12	19	26	34	53	76
	2	1	1	1	3	4	7	11	17	23	29	46	66
	1	0	1	1	1	3	5	7	11	15	19	30	44
	1/0	0	1	1	1	2	4	6	10	13	17	26	38
	2/0	0	1	1	1	2	4	5	8	11	14	23	33
	3/0	0	0	1	1	1	3	4	7	10	12	20	28
	4/0	0	0	1	1	1	3	4	6	8	11	17	24
	250	0	0	0	1	1	1	3	4	6	8	13	18
	300	0	0	0	1	1	1	2	4	5	7	11	16
	350	0	0	0	1	1	1	2	4	5	6	10	15
	400	0	0	0	1	1	1	1	3	4	6	9	13
	500	0	0	0	1	1	1	1	3	4	5	8	11
	600	0	0	0	0	1	1	1	2	3	4	6	9
	700	0	0	0	0	1	1	1	1	3	4	6	8
750	0	0	0	0	0	1	1	1	3	3	5	8	
800	0	0	0	0	0	1	1	1	2	3	5	7	
900	0	0	0	0	0	1	1	1	2	3	5	7	
1000	0	0	0	0	0	1	1	1	1	3	4	6	
TW, THHW, THW, THW-2	14	9	15	25	44	59	98	140	216	288	370	581	839
	12	7	12	19	33	45	75	107	165	221	284	446	644
	10	5	9	14	25	34	56	80	123	164	212	332	480
	8	3	5	8	14	19	31	44	68	91	118	185	267
RHH*, RHW*, RHW-2*	14	6	10	17	29	39	65	93	143	191	246	387	558
RHH*, RHW*, RHW-2*	12	5	8	13	23	32	52	75	115	154	198	311	448
	10	3	6	10	18	25	41	58	90	120	154	242	350
RHH*, RHW*, RHW-2*	8	1	4	6	11	15	24	35	54	72	92	145	209

Exothermic welding system

Table C8 (continued)

Conductors

Type	Conductor	Metric designator (trade size)											
	Size (AWG/ kcmil)	16 (%)	21 (%)	27 (1)	35 (1½)	41 (1½)	53 (2)	63 (2½)	78 (3)	91 (3½)	103 (4)	129 (5)	155 (6)
RHH*,	6	1	3	5	8	11	18	27	41	55	71	111	160
RHW*,	4	1	1	3	6	8	14	20	31	41	53	83	120
RHW-2*,	3	1	1	3	5	7	12	17	26	35	45	71	103
TW,	2	1	1	2	4	6	10	14	22	30	38	60	87
THW,	1	1	1	1	3	4	7	10	15	21	27	42	61
THHW,	1/0	0	1	1	2	3	6	8	13	18	23	36	52
THW-2	2/0	0	1	1	2	3	5	7	11	15	19	31	44
	3/0	0	1	1	1	2	4	6	9	13	16	26	37
	4/0	0	0	1	1	1	3	5	8	10	14	21	31
	250	0	0	1	1	1	3	4	6	8	11	17	25
	300	0	0	1	1	1	2	3	5	7	9	15	22
	350	0	0	0	1	1	1	3	5	6	8	13	19
	400	0	0	0	1	1	1	3	4	6	7	12	17
	500	0	0	0	1	1	1	2	3	5	6	10	14
	600	0	0	0	1	1	1	1	3	4	5	8	12
	700	0	0	0	0	1	1	1	2	3	4	7	10
	750	0	0	0	0	1	1	1	2	3	4	7	10
	800	0	0	0	0	1	1	1	2	3	4	6	9
	900	0	0	0	0	1	1	1	1	3	4	6	8
	1000	0	0	0	0	0	1	1	1	2	3	5	8
THHN,	14	13	22	36	63	85	140	200	309	412	531	833	1202
THWN,	12	9	16	26	46	62	102	146	225	301	387	608	877
THWN-2	10	6	10	17	29	39	64	92	142	189	244	383	552
	8	3	6	9	16	22	37	53	82	109	140	221	318
	6	2	4	7	12	16	27	38	59	79	101	159	230
	4	1	2	4	7	10	16	23	36	48	62	98	141
	3	1	1	3	6	8	14	20	31	41	53	83	120
	2	1	1	3	5	7	11	17	26	34	44	70	100
	1	1	1	1	4	5	8	12	19	25	33	51	74
	1/0	1	1	1	3	4	7	10	16	21	27	43	63
	2/0	0	1	1	2	3	6	8	13	18	23	36	52
	3/0	0	1	1	1	3	5	7	11	15	19	30	43
	4/0	0	1	1	1	2	4	6	9	12	16	25	36
	250	0	0	1	1	1	3	5	7	10	13	20	29
	300	0	0	1	1	1	3	4	6	8	11	17	25
	350	0	0	1	1	1	2	3	5	7	10	15	22
	400	0	0	1	1	1	2	3	5	7	8	13	20
	500	0	0	0	1	1	1	2	4	5	7	11	16
	600	0	0	0	1	1	1	1	3	4	6	9	13
	700	0	0	0	1	1	1	1	3	4	5	8	11
	750	0	0	0	0	1	1	1	3	4	5	7	11
	800	0	0	0	0	1	1	1	2	3	4	7	10
	900	0	0	0	0	1	1	1	2	3	4	6	9
	1000	0	0	0	0	1	1	1	1	3	4	6	8

Note: This table is for concentric stranded conductors only. For compact stranded conductors, Table C8(A) should be used.

* Types RHH, RHW, and RHW-2 without outer covering.

National Electrical Code®, 2002 Edition. NEC and National Electrical Code are registered trademarks of the National Fire Protection Association, Inc.

Appendix

Part number index

Cat. no.	Page	Cat. no.	Page	Cat. no.	Page	Cat. no.	Page
BB1-4-121	49	BB2-4-183	50	BB7-5-382	52	BS4-4-14114	56
BB1-4-141	49	BB2-4-184	50	BB7-5-383	52	BS4-4-181	56
BB1-4-14112	49	BB2-4-3161	50	BB7-5-384	52	BS4-4-18112	56
BB1-4-14114	49	BB2-4-3162	50	BCM	58	BS4-4-182	56
BB1-4-142	49	BB2-4-381	50	BFC	58	BS4-4-3161	56
BB1-4-14212	49	BB2-4-38112	50	BS1-4-121	55	BS4-4-316112	56
BB1-4-181	49	BB2-5-122	50	BS1-4-141	55	BS4-4-3162	56
BB1-4-18112	49	BB2-5-143	50	BS1-4-14112	55	BS4-4-381	56
BB1-4-182	49	BB2-5-144	50	BS1-4-14114	55	BS4-4-38112	56
BB1-4-183	49	BB2-5-382	50	BS1-4-181	55	BS4-5-12112	56
BB1-4-184	49	BB2-5-383	50	BS1-4-18112	55	BS4-5-122	56
BB1-4-3161	49	BB2-5-384	50	BS1-4-182	55	BS4-5-142	56
BB1-4-3162	49	BB3-4-121	51	BS1-4-3161	55	BS4-5-382	56
BB1-4-381	49	BB3-4-141	51	BS1-4-316112	55	BS5-4-121	57
BB1-4-38112	49	BB3-4-14112	51	BS1-4-3162	55	BS5-4-141	57
BB14-4-121	53	BB3-4-14114	51	BS1-4-381	55	BS5-4-14112	57
BB14-4-141	53	BB3-4-142	51	BS1-4-38112	55	BS5-4-14114	57
BB14-4-14112	53	BB3-4-14212	51	BS1-5-12112	55	BS5-4-181	57
BB14-4-14114	53	BB3-4-181	51	BS1-5-122	55	BS5-4-18112	57
BB14-4-142	53	BB3-4-18112	51	BS1-5-142	55	BS5-4-182	57
BB14-4-14212	53	BB3-4-182	51	BS1-5-382	55	BS5-4-3161	57
BB14-4-181	53	BB3-4-183	51	BS2-4-121	55	BS5-4-316112	57
BB14-4-18112	53	BB3-4-184	51	BS2-4-141	55	BS5-4-3162	57
BB14-4-182	53	BB3-4-3161	51	BS2-4-14112	55	BS5-4-381	57
BB14-4-183	53	BB3-4-3162	51	BS2-4-14114	55	BS5-4-38112	57
BB14-4-184	53	BB3-4-381	51	BS2-4-181	55	BS5-5-12112	57
BB14-4-3161	53	BB3-4-38112	51	BS2-4-18112	55	BS5-5-122	57
BB14-4-3162	53	BB3-5-122	51	BS2-4-182	55	BS5-5-142	57
BB14-4-381	53	BB3-5-143	51	BS2-4-3161	55	BS5-5-382	57
BB14-4-38112	53	BB3-5-144	51	BS2-4-316112	55	CB1-4-#1181	45
BB14-5-122	53	BB3-5-382	51	BS2-4-3162	55	CB1-4-#2181	45
BB14-5-143	53	BB3-5-383	51	BS2-4-381	55	CB1-4-#4181	45
BB14-5-144	53	BB3-5-384	51	BS2-4-38112	55	CB1-4-1/0141	45
BB14-5-382	53	BB7-4-121	52	BS2-5-12112	55	CB1-4-1/0181	45
BB14-5-383	53	BB7-4-141	52	BS2-5-122	55	CB1-4-1/03161	45
BB14-5-384	53	BB7-4-14112	52	BS2-5-142	55	CB1-4-2/0141	45
BB1-5-122	49	BB7-4-14114	52	BS2-5-382	55	CB1-4-2/0181	45
BB1-5-143	49	BB7-4-142	52	BS3-4-121	56	CB1-4-2/03161	45
BB1-5-144	49	BB7-4-14212	52	BS3-4-141	56	CB1-4-250K141	45
BB1-5-382	49	BB7-4-181	52	BS3-4-14112	56	CB1-4-250K14112	45
BB1-5-383	49	BB7-4-18112	52	BS3-4-14114	56	CB1-4-250K142	45
BB1-5-384	49	BB7-4-182	52	BS3-4-181	56	CB1-4-250K143	45
BB2-4-121	50	BB7-4-183	52	BS3-4-18112	56	CB1-4-250K3161	45
BB2-4-141	50	BB7-4-184	52	BS3-4-3161	56	CB1-4-3/0141	45
BB2-4-14112	50	BB7-4-3161	52	BS3-4-316112	56	CB1-4-3/0161	45
BB2-4-14114	50	BB7-4-3162	52	BS3-4-381	56	CB1-4-3/018	45
BB2-4-142	50	BB7-4-381	52	BS3-4-38112	56	CB1-4-300K141	45
BB2-4-14212	50	BB7-4-38112	52	BS3-5-12112	56	CB1-4-300K14112	45
BB2-4-181	50	BB7-5-122	52	BS4-4-121	56	CB1-4-300K142	45
BB2-4-18112	50	BB7-5-143	52	BS4-4-141	56	CB1-4-300K143	45
BB2-4-182	50	BB7-5-144	52	BS4-4-14112	56	CB1-4-350K141	45

Appendix

Part number index

Cat. no.	Page	Cat. no.	Page	Cat. no.	Page	Cat. no.	Page
CB1-4-350K14112	45	CB4-4-#2S12112	46	CC11-7-250K2/0	19	CC1-4-350K	11
CB1-4-350K142	45	CB4-4-#2S14112	46	CC11-7-250K250K	19	CC1-4-4/0	11
CB1-4-350K143	45	CB4-4-#2S38112	46	CC11-7-250K3/0	19	CC1-4-4/0S	11
CB1-4-4/0141	45	CB4-4-1/012112	46	CC11-7-250K4/0	19	CC1-4-500K	11
CB1-4-4/014112	45	CB4-4-1/014112	46	CC11-7-3/0#1	19	CC1-5-1000K	11
CB1-4-4/0142	45	CB4-4-1/038112	46	CC11-7-3/0#2	19	CC1-5-750K	11
CB1-4-4/0143	45	CB4-4-2/012112	46	CC11-7-3/01/0	19	CC2-4-#1#1	12
CB1-4-4/03161	45	CB4-4-2/014112	46	CC11-7-3/02/0	19	CC2-4-#1#2	12
CB1-4-500K14112	45	CB4-4-2/038112	46	CC11-7-3/03/0	19	CC2-4-#1#2S	12
CB1-4-500K142	45	CB4-4-214112	46	CC11-7-300K#1	19	CC2-4-#1#4	12
CB1-4-500K143	45	CB4-4-250K12112	46	CC11-7-300K#2	19	CC2-4-#2#2	12
CB1-4-500K38112	45	CB4-4-250K14112	46	CC11-7-300K1/0	19	CC2-4-#2#2S	12
CB1-5-1000K122	45	CB4-4-250K38112	46	CC11-7-300K2/0	19	CC2-4-#2#4	12
CB1-5-1000K123	45	CB4-4-3/012112	46	CC11-7-300K3/0	19	CC2-4-#2S#2	12
CB1-5-1000K143	45	CB4-4-3/014112	46	CC11-7-300K4/0	19	CC2-4-#2S#2S	12
CB1-5-1000K382	45	CB4-4-300K12112	46	CC11-7-350K#1	19	CC2-4-#2S#4	12
CB1-5-1000K383	45	CB4-4-300K14112	46	CC11-7-350K#2	19	CC2-4-#4#4	12
CB1-5-750K142	45	CB4-4-300K38112	46	CC11-7-350K1/0	19	CC2-4-1/0#1	12
CB1-5-750K143	45	CB4-4-350K12112	46	CC11-7-350K2/0	19	CC2-4-1/0#2	12
CB1-5-750k38112	45	CB4-4-350K14112	46	CC11-7-4/0#1	19	CC2-4-1/0#2S	12
CB1-5-750k382	45	CB4-4-350K38112	46	CC11-7-4/0#2	19	CC2-4-1/0#4	12
CB1-5-750K383	45	CB4-4-4/012112	46	CC11-7-4/01/0	19	CC2-4-1/01/0	12
CB29-10-#1122	47	CB4-4-4/014112	46	CC11-7-4/02/0	19	CC2-4-1000K1/0	13
CB29-10-#1142	47	CB4-4-4/038112	46	CC11-7-4/03/0	19	CC2-4-1000K2/0	13
CB29-10-#1382	47	CB4-4-500K1411	46	CC11-7-4/04/0	19	CC2-4-1000K250K	13
CB29-10-#2122	47	CB4-4-500K38112	46	CC11-8-300K250K	19	CC2-4-1000K300K	13
CB29-10-#2S122	47	CB4-5-1000K12112	46	CC11-8-300K300K	19	CC2-4-1000K350K	13
CB29-10-1/0122	47	CB4-5-1000K38112	46	CC11-8-350K250K	19	CC2-4-1000K4/0	13
CB29-10-1/0142	47	CB4-5-500K12112	46	CC11-8-350K3/0	19	CC2-4-2/0#1	12
CB29-10-1/0382	47	CB4-5-750K12112	46	CC11-8-350K300K	19	CC2-4-2/0#2	12
CB29-10-2/0122	47	CB4-5-750K38112	46	CC11-8-350K350K	19	CC2-4-2/0#2S	12
CB29-10-2/0142	47	CC11-7-#1#1	19	CC11-8-350K4/0	19	CC2-4-2/0#4	12
CB29-102/0382	47	CC11-7-#1#2	19	CC11-8-500K1/0	19	CC2-4-2/01/0	12
CB29-10-250K122	47	CC11-7-#1#4	19	CC11-8-500K2/0	19	CC2-4-2/02/0	12
CB29-10-250K142	47	CC11-7-#2#2	19	CC11-8-500K250K	19	CC2-4-250K#1	12
CB29-10-250K382	47	CC11-7-#2#4	19	CC11-8-500K3/0	19	CC2-4-250K#2	12
CB29-10-4/0122	47	CC11-7-#2S#2S	19	CC11-8-500K300K	19	CC2-4-250K#2S	12
CB29-10-4/0142	47	CC11-7-#4#4	19	CC11-8-500K350K	19	CC2-4-250K#4	12
CB29-104/0382	47	CC11-7-#6#6	19	CC11-8-500K4/0	19	CC2-4-250K1/0	12
CB29-10-500K122	47	CC11-7-#6S#6S	19	CC11-8-500K500K	19	CC2-4-250K2/0	12
CB29-10-500K142	47	CC11-7-1/0#1	19	CC1-3-#1	11	CC2-4-250K250K	12
CB29-10-500K382	47	CC11-7-1/0#2	19	CC1-3-#1S	11	CC2-4-250K4/0	12
CB29-10-750K	47	CC11-7-1/0#4	19	CC1-3-#2	11	CC2-4-3/0#1	12
CB29-10-750K142	47	CC11-7-1/01/0	19	CC1-3-#2S	11	CC2-4-3/0#2	12
CB29-10-750K382	47	CC11-7-2/0#1	19	CC1-3-#3	11	CC2-4-3/0#2S	12
CB29-9-#2142	47	CC11-7-2/0#2	19	CC1-4-1/0	11	CC2-4-3/0#4	12
CB29-9-#2382	47	CC11-7-2/01/0	19	CC1-4-1/0S	11	CC2-4-3/01/0	12
CB29-9-#2S142	47	CC11-7-2/02/0	19	CC1-4-2/0	11	CC2-4-3/02/0	12
CB29-9-#2S382	47	CC11-7-250K#1	19	CC1-4-250K	11	CC2-4-3/03/0	12
CB4-4-#212112	46	CC11-7-250K#2	19	CC1-4-3/0	11	CC2-4-300K#1	13
CB4-4-#238112	46	CC11-7-250K1/0	19	CC1-4-300K	11	CC2-4-300K#2	13

Appendix

Part number index

Cat. no.	Page	Cat. no.	Page	Cat. no.	Page	Cat. no.	Page
CC2-4-300K#2S	13	CC4-4-#2#2	14	CC4-5-500K350K	15	CC7-4-#1#1S	17
CC2-4-300K#4	13	CC4-4-#2#4	14	CC4-5-500K4/0	15	CC7-4-#1#2	17
CC2-4-300K1/0	13	CC4-4-#2S#2S	14	CC4-5-500K500K	15	CC7-4-#1#2S	17
CC2-4-300K2/0	13	CC4-4-#4#4	14	CC6-4-#1#1	16	CC7-4-#1#4	17
CC2-4-300K250K	13	CC4-4-1/0#1	14	CC6-4-#1#2	16	CC7-4-#1#6	17
CC2-4-300K3/0	13	CC4-4-1/0#2	14	CC6-4-#1#4	16	CC7-4-#1#6S	17
CC2-4-300K300K	13	CC4-4-1/0#4	14	CC6-4-#2#2	16	CC7-4-#1#8	17
CC2-4-300K4/0	13	CC4-4-1/01/0	14	CC6-4-#2#4	16	CC7-4-#1#8S	17
CC2-4-350K#1	13	CC4-4-2/0#1	14	CC6-4-#2S#2S	16	CC7-4-#1S#1	17
CC2-4-350K#2	13	CC4-4-2/0#2	14	CC6-4-#4#4	16	CC7-4-#1S#2	17
CC2-4-350K#4	13	CC4-42/01/0	14	CC6-4-1/0#1	16	CC7-4-#1S#2S	17
CC2-4-350K1/0	13	CC4-4-2/02/0	14	CC6-4-1/0#2	16	CC7-4-#1S#4	17
CC2-4-350K2/0	13	CC4-4-250K#1	14	CC6-4-1/0#4	16	CC7-4-#1S#6	17
CC2-4-350K250K	13	CC4-4-250K#2	14	CC6-4-1/01/0	16	CC7-4-#1S#6S	17
CC2-4-350K3/0	13	CC4-4-250K1/0	14	CC6-4-2/0#1	16	CC7-4-#1S#8	17
CC2-4-350K300K	13	CC4-4-250K2/0	14	CC6-4-2/0#2	16	CC7-4-#1S#8S	17
CC2-4-350K350K	13	CC4-4-250K250K	14	CC6-42/01/0	16	CC7-4-#2#2	17
CC2-4-350K4/0	13	CC4-4-250K3/0	14	CC6-4-2/02/0	16	CC7-4-#2#4	17
CC2-4-4/0#1	12	CC4-4-250K4/0	14	CC6-4-250K#1	16	CC7-4-#2#6	17
CC2-4-4/0#2	12	CC4-4-3/0#1	14	CC6-4-250K#2	16	CC7-4-#2#6S	17
CC2-4-4/0#2S	12	CC4-4-3/0#2	14	CC6-4-250K1/0	16	CC7-4-#2#8	17
CC2-4-4/0#4	12	CC4-4-3/01/0	14	CC6-4-250K2/0	16	CC7-4-#2#8S	17
CC2-4-4/01/0	12	CC4-4-3/02/0	14	CC6-4-250K250K	16	CC7-4-#2S#2	17
CC2-4-4/02/0	12	CC4-4-3/03/0	14	CC6-4-250K3/0	16	CC7-4-#2S#2S	17
CC2-4-4/03/0	12	CC4-4300K#1	15	CC6-4-250K4/0	16	CC7-4-#2S#4	17
CC2-4-4/04/0	12	CC4-4-300K#2	15	CC6-4-3/0#1	16	CC7-4-#2S#6	17
CC2-4-500K#1	13	CC4-4-300K1/0	15	CC6-4-3/0#2	16	CC7-4-#2S#6S	17
CC2-4-500K#2	13	CC4-4-300K2/0	15	CC6-4-3/01/0	16	CC7-4-#2S#8	17
CC2-4-500K#4	13	CC4-4-300K250K	15	CC6-4-3/02/0	16	CC7-4-#2S#8S	17
CC2-4-500K1/0	13	CC4-4-300K3/0	15	CC6-4-3/03/0	16	CC7-4-#4#4	17
CC2-4-500K2/0	13	CC4-4-300K300K	15	CC6-4300K#1	16	CC7-4-#4#6	17
CC2-4-500K250K	13	CC4-4-300K4/0	15	CC6-4-300K#2	16	CC7-4-#4#6S	17
CC2-4-500K300K	13	CC4-4-350K#1	15	CC6-4-300K1/0	16	CC7-4-#4#8	17
CC2-4-500K350K	13	CC4-4-350K#2	15	CC6-4-300K2/0	16	CC7-4-1/0#1	17
CC2-4-500K4/0	13	CC4-4-350K1/0	15	CC6-4-300K250K	16	CC7-4-1/0#1S	17
CC2-4-500K500K	13	CC4-4-350K3/0	15	CC6-4-300K3/0	16	CC7-4-1/0#2	17
CC2-4-750K1/0	13	CC4-4-350K300K	15	CC6-4-300K300K	16	CC7-4-1/0#2S	17
CC2-4-750K2/0	13	CC4-4-350K350K	15	CC6-4-300K4/0	16	CC7-4-1/0#4	17
CC2-4-750K250K	13	CC4-4-350K4/0	15	CC6-4-350K2/0	16	CC7-4-1/0#6	17
CC2-4-750K300K	13	CC4-4-4/0#1	14	CC6-4-350K3/0	16	CC7-4-1/0#6S	17
CC2-4-750K350K	13	CC4-4-4/0#2	14	CC6-4-350K300K	16	CC7-4-1/0#8	17
CC2-4-750K4/0	13	CC4-4-4/01/0	14	CC6-4-350K350K	16	CC7-4-1/0#8S	18
CC2-5-1000K1000K	13	CC4-4-4/02/0	14	CC6-4-350K4/0	16	CC7-4-1/01/0	17
CC2-5-1000K500K	13	CC4-4-4/03/0	14	CC6-4-4/0#1	16	CC7-4-1/01/0S	17
CC2-5-1000K750K	13	CC4-4-4/04/0	14	CC6-4-4/0#2	16	CC7-4-1/0S#1	17
CC2-5-750K500K	13	CC4-4-4350K250K	15	CC6-4-4/01/0	16	CC7-4-1/0S#1S	17
CC2-5-750K750K	13	CC4-4-500K1/0	15	CC6-4-4/02/0	16	CC7-4-1/0S#2	17
CC4-350K2/0	15	CC4-4-500K2/0	15	CC6-4-4/03/0	16	CC7-4-1/0S#2S	17
CC4-4-#1#1	14	CC4-5-500K250K	15	CC6-4-4/04/0	16	CC7-4-1/0S#4	17
CC4-4-#1#2	14	CC4-5-500K3/0	15	CC6-4-4350K250K	16	CC7-4-1/0S#6	17
CC4-4-#1#4	14	CC4-5-500K300K	15	CC7-4-#1#1	17	CC7-4-1/0S#6S	17

Appendix

Part number index

Cat. no.	Page	Cat. no.	Page	Cat. no.	Page	Cat. no.	Page
CC7-4-1/0S#8	17	CC7-4-4/0S#8S	18	CR1-4-625300K	21	CR2-4-500L4/0	22
CC7-4-1/0S#8S	17	CC7-4-4/0S1/0	18	CR1-4-625350K	21	CR2-4-625#1	22
CC7-4-1/0S1/0	17	CC7-4-4/0S1/0S	18	CR1-4-6254/0	21	CR2-4-625#2	22
CC7-4-1/0S1/0S	17	CC7-4-4/0S2/0	18	CR1-4-625500K	21	CR2-4-625#2S	22
CC7-4-2/0#1	18	CC7-4-4/0S3/0	18	CR1-4-750#1	21	CR2-4-6251/0	22
CC7-4-2/0#1S	18	CC7-4-4/0S4/0	18	CR1-4-750#2	21	CR2-4-6251/0S	22
CC7-4-2/0#2	18	CC7-4-4/0S4/0S	18	CR1-4-750#2S	21	CR2-4-6252/0	22
CC7-4-2/0#4	18	CR1-3-500#2	21	CR1-4-7501/0	21	CR2-4-625250K	22
CC7-4-2/0#6	18	CR1-3-500#2S	21	CR1-4-7501/0S	21	CR2-4-6253/0	22
CC7-4-2/0#6S	18	CR1-3-500#4	21	CR1-4-7502/0	21	CR2-4-625300K	22
CC7-4-2/0#8	18	CR1-3-500#4S	21	CR1-4-750250K	21	CR2-4-625350K	22
CC7-4-2/0#8S	18	CR1-3-500#6	21	CR1-4-7503/0	21	CR2-4-6254/0	22
CC7-4-2/01/0	18	CR1-3-500#6S	21	CR1-4-750300K	21	CR2-4-625500K	22
CC7-4-2/01/0S	18	CR1-3-500L#2	21	CR1-4-750350K	21	CR2-4-750#1	22
CC7-4-2/02/0	18	CR1-3-500L#2S	21	CR1-4-7504/0	21	CR2-4-750#2	22
CC7-4-3/0#1	18	CR1-3-500L#4	21	CR1-4-750500K	21	CR2-4-750#2S	22
CC7-4-3/0#1S	18	CR1-3-500L#4S	21	CR2-3-500#4	22	CR2-4-7501/0	22
CC7-4-3/0#2	18	CR1-3-500L#6	21	CR2-3-500#4S	22	CR2-4-7501/0S	22
CC7-4-3/0#2S	18	CR1-3-500L#6S	21	CR2-3-500#6	22	CR2-4-7502/0	22
CC7-4-3/0#4	18	CR1-3-625#4	21	CR2-3-500#6S	22	CR2-4-750250K	22
CC7-4-3/0#6	18	CR1-3-625#4S	21	CR2-3-500L#4	22	CR2-4-7503/0	22
CC7-4-3/0#6S	18	CR1-3-625#6	21	CR2-3-500L#4S	22	CR2-4-750300K	22
CC7-4-3/0#8	18	CR1-3-625#6S	21	CR2-3-500L#6	22	CR2-4-750350K	22
CC7-4-3/0#8S	18	CR1-3-750#4	21	CR2-3-500L#6S	22	CR2-4-7504/0	22
CC7-4-3/01/0	18	CR1-3-750#4S	21	CR2-3-625#4	22	CR2-4-750500K	22
CC7-4-3/01/0S	18	CR1-3-750#6	21	CR2-3-625#4S	22	CR3-10-625500K	23
CC7-4-3/02/0	18	CR1-3-750#6S	21	CR2-3-625#6	22	CR3-10-750350K	23
CC7-4-3/03/0	18	CR1-4-500#1	21	CR2-3-625#6S	22	CR3-10-750500K	23
CC7-4-4/0#1	18	CR1-4-5001/0	21	CR2-3-750#4	22	CR3-9-5001/0	23
CC7-4-4/0#1S	18	CR1-4-5001/0S	21	CR2-3-750#4S	22	CR3-9-5001/0S	23
CC7-4-4/0#2	18	CR1-4-5002/0	21	CR2-3-750#6	22	CR3-9-5002/0	23
CC7-4-4/0#2S	18	CR1-4-500250K	21	CR2-3-750#6S	22	CR3-9-500250K	23
CC7-4-4/0#4	18	CR1-4-5003/0	21	CR2-4-500#1	22	CR3-9-5003/0	23
CC7-4-4/0#6	18	CR1-4-500300K	21	CR2-4-500#2	22	CR3-9-500300K	23
CC7-4-4/0#6S	18	CR1-4-5004/0	21	CR2-4-500#2S	22	CR3-9-5004/0	23
CC7-4-4/0#8	18	CR1-4-500L#1	21	CR2-4-5001/0	22	CR3-9-500L1/0	23
CC7-4-4/0#8S	18	CR1-4-500L1/0	21	CR2-4-5001/0S	22	CR3-9-500L1/0S	23
CC7-4-4/01/0	18	CR1-4-500L1/0S	21	CR2-4-5002/0	22	CR3-9-500L2/0	23
CC7-4-4/01/0S	18	CR1-4-500L2/0	21	CR2-4-500250K	22	CR3-9-500L250K	23
CC7-4-4/02/0	18	CR1-4-500L250K	21	CR2-4-5003/0	22	CR3-9-500L3/0	23
CC7-4-4/03/0	18	CR1-4-500L3/0	21	CR2-4-500300K	22	CR3-9-500L4/0	23
CC7-4-4/04/0	18	CR1-4-500L300K	21	CR2-4-5004/0	22	CR3-9-6251/0	23
CC7-4-4/04/0S	18	CR1-4-500L4/0	21	CR2-4-500L#1	22	CR3-9-6251/0S	23
CC7-4-4/0S#1	18	CR1-4-625#1	21	CR2-4-500L#2	22	CR3-9-6252/0	23
CC7-4-4/0S#1S	18	CR1-4-625#2	21	CR2-4-500L#2S	22	CR3-9-625250K	23
CC7-4-4/0S#2	18	CR1-4-625#2S	21	CR2-4-500L1/0	22	CR3-9-6253/0	23
CC7-4-4/0S#2S	18	CR1-4-6251/0	21	CR2-4-500L1/0S	22	CR3-9-625300K	23
CC7-4-4/0S#4	18	CR1-4-6251/0S	21	CR2-4-500L2/0	22	CR3-9-625350K	23
CC7-4-4/0S#6	18	CR1-4-6252/0	21	CR2-4-500L250K	22	CR3-9-6254/0	23
CC7-4-4/0S#6S	18	CR1-4-625250K	21	CR2-4-500L3/0	22	CR3-9-7501/0	23
CC7-4-4/0S#8	18	CR1-4-6253/0	21	CR2-4-500L300K	22	CR3-9-7501/0S	23

Appendix

Part number index

Cat. no.	Page	Cat. no.	Page	Cat. no.	Page	Cat. no.	Page
CR3-9-7502/0	23	CRE4-3-#4Z	26	CS25-4-#2G	37	CS27-4-#4	38
CR3-9-750250K	23	CRE4-3-1/OY	26	CS25-4-#2S	36	CS27-4-#4C	39
CR3-9-7503/0	23	CRE4-3-1/OZ	26	CS25-4-#2SC	37	CS27-4-#4D	39
CR3-9-750300K	23	CRE4-3-2/OY	26	CS25-4-#2SD	37	CS27-4-#4F	39
CR3-9-7504/0	23	CRE4-3-2/OZ	26	CS25-4-#2SF	37	CS27-4-#4G	39
CRE1-3-#1Y	25	CRE4-3-3/OY	26	CS25-4-#2SG	37	CS27-4-#6	38
CRE1-3-#1Z	25	CRE4-3-3/OZ	26	CS25-4-#4	36	CS27-4-1/0	38
CRE1-3-#2SY	25	CRE4-3-4/OY	26	CS25-4-#4C	37	CS27-4-110C	39
CRE1-3-#2SZ	25	CRE4-3-4/OZ	26	CS25-4-#4D	37	CS27-4-110D	39
CRE1-3-#2Y	25	CRE6-3-#1Y	26	CS25-4-#4F	37	CS27-4-110F	39
CRE1-3-#2Z	25	CRE6-3-#1Z	26	CS25-4-#4G	37	CS27-4-110G	39
CRE1-3-#4Y	25	CRE6-3-#2SY	26	CS25-4-1/0	36	CS27-4-2/0	38
CRE1-3-#4Z	25	CRE6-3-#2SZ	26	CS25-4-1/0C	37	CS27-4-210C	39
CRE1-3-1/OY	25	CRE6-3-#2Y	26	CS25-4-1/0D	37	CS27-4-210D	39
CRE1-3-1/OZ	25	CRE6-3-#2Z	26	CS25-4-1/0F	37	CS27-4-210F	39
CRE1-3-2/OY	25	CRE6-3-#4Y	26	CS25-4-1/0G	37	CS27-4-210G	39
CRE1-3-2/OZ	25	CRE6-3-#4Z	26	CS25-4-2/0	36	CS27-4-250K	38
CRE1-3-3/OY	25	CRE6-4-1/OY	26	CS25-4-2/0C	37	CS27-4-3/0	38
CRE1-3-3/OZ	25	CRE6-4-1/OZ	26	CS25-4-2/0D	37	CS27-4-310C	39
CRE1-3-4/OY	25	CRE6-4-2/OY	26	CS25-4-2/0F	37	CS27-4-310D	39
CRE1-3-4/OZ	25	CRE6-4-2/OZ	26	CS25-4-2/0G	37	CS27-4-310F	39
CRE1-4-#13R	25	CRE6-4-3/OY	26	CS25-4-250K	36	CS27-4-310G	39
CRE1-4-#23R	25	CRE6-4-3/OZ	26	CS25-4-3/0	36	CS27-4-4/0	38
CRE1-4-#2S3R	25	CRE6-4-4/OY	26	CS25-4-3/0C	37	CS27-4-410C	39
CRE1-4-#43R	25	CRE6-4-4/OZ	26	CS25-4-3/0D	37	CS27-4-410D	39
CRE1-4-1/03R	25	CS1-4-1/0	28	CS25-4-3/0F	37	CS27-4-410F	39
CRE1-4-2/03R	25	CS1-4-1000K	28	CS25-4-3/0G	37	CS27-4-410G	39
CRE1-4-3/03R	25	CS1-4-2/0	28	CS25-4-300K	36	CS31-4-#1	40
CRE3-3-#2SY	25	CS1-4-250K	28	CS25-4-350K	36	CS31-4-#1C	41
CRE3-3-#2SZ	25	CS1-4-3/0	28	CS25-4-4/0	36	CS31-4-#1D	41
CRE3-3-#2Y	25	CS1-4-300K	28	CS25-4-4/0C	37	CS31-4-#1F	41
CRE3-3-#2Z	25	CS1-4-350K	28	CS25-4-4/0D	37	CS31-4-#1G	41
CRE3-3-#4Y	25	CS1-4-4/0	28	CS25-4-4/0F	37	CS31-4-#2	40
CRE3-3-#4Z	25	CS1-4-500K	28	CS25-4-4/0G	37	CS31-4-#2C	41
CRE3-4-#1Y	25	CS1-4-750K	28	CS25-4-500K	36	CS31-4-#2D	41
CRE3-4-#1Z	25	CS2-4-1/0	28	CS2-5-500K	28	CS31-4-#2F	41
CRE3-4-1/OY	25	CS2-4-2/0	28	CS27-4-#1	38	CS31-4-#2G	41
CRE3-4-1/OZ	25	CS2-4-250K	28	CS27-4-#1C	39	CS31-4-#2S	40
CRE3-4-2/OY	25	CS2-4-3/0	28	CS27-4-#1D	39	CS31-4-#2SC	41
CRE3-4-2/OZ	25	CS2-4-300K	28	CS27-4-#1F	39	CS31-4-#2SD	41
CRE3-4-3/OY	25	CS2-4-350K	28	CS27-4-#1G	39	CS31-4-#2SF	41
CRE3-4-3/OZ	25	CS2-4-4/0	28	CS27-4-#2	38	CS31-4-#2SG	41
CRE3-4-4/OY	25	CS25-4-#1	36	CS27-4-#2C	39	CS31-4-#4	40
CRE3-4-4/OZ	25	CS25-4-#1C	37	CS27-4-#2D	39	CS31-4-#4C	41
CRE4-3-#1Y	26	CS25-4-#1D	37	CS27-4-#2F	39	CS31-4-#4D	41
CRE4-3-#1Z	26	CS25-4-#1F	37	CS27-4-#2G	39	CS31-4-#4F	41
CRE4-3-#2SY	26	CS25-4-#1G	37	CS27-4-#2S	38	CS31-4-#4G	41
CRE4-3-#2SZ	26	CS25-4-#2	36	CS27-4-#2SC	39	CS31-4-#6	40
CRE4-3-#2Y	26	CS25-4-#2C	37	CS27-4-#2SD	39	CS31-4-1/0	40
CRE4-3-#2Z	26	CS25-4-#2D	37	CS27-4-#2SF	39	CS31-4-1/0C	41
CRE4-3-#4Y	26	CS25-4-#2F	37	CS27-4-#2SG	39	CS31-4-1/0D	41

Appendix

Part number index

Cat. no.	Page	Cat. no.	Page	Cat. no.	Page	Cat. no.	Page
CS31-4-1/0F	41	CS3-4-#1/0F	30	CS3-4-250K	29	CS4-5-250K	31
CS31-4-1/0G	41	CS3-4-#1/0G	30	CS3-4-3/0	29	CS4-5-3/0	31
CS31-4-2/0	40	CS3-4-#1C	30	CS3-4-300K	29	CS4-5-3/0C	32
CS31-4-2/0C	41	CS3-4-#1D	30	CS3-4-350K	29	CS4-5-3/0D	32
CS31-4-2/0D	41	CS3-4-#1F	30	CS34-4-#1/0D	43	CS4-5-3/0F	32
CS31-4-2/0F	41	CS3-4-#1G	30	CS34-4-#1/0F	43	CS4-5-3/0G	32
CS31-4-2/0G	41	CS3-4-#2	29	CS34-4-#1/0G	43	CS4-5-4/0	31
CS31-4-250K	40	CS3-4-#2/0C	30	CS34-4-#2/0D	43	CS4-5-4/0C	32
CS31-4-3/0	40	CS3-4-#2/0D	30	CS34-4-#2/0F	43	CS4-5-4/0D	32
CS31-4-3/0C	41	CS3-4-#2/0F	30	CS34-4-#2/0G	43	CS4-5-4/0F	32
CS31-4-3/0D	41	CS3-4-#2/0G	30	CS34-4-#3/0D	43	CS4-5-4/0G	32
CS31-4-3/0F	41	CS3-4-#2C	30	CS34-4-#3/0F	43	CS7-4-#1	33
CS31-4-3/0G	41	CS3-4-#2D	30	CS34-4-#3/0G	43	CS7-4-#1C	34
CS31-4-300K	40	CS3-4-#2F	30	CS34-4-#4/0D	43	CS7-4-#1D	34
CS31-4-350K	40	CS3-4-#2G	30	CS34-4-#4/0F	43	CS7-4-#1F	34
CS31-4-4/0	40	CS3-4-#2S	29	CS34-4-#4/0G	43	CS7-4-#1G	34
CS31-4-4/0C	41	CS3-4-#2SC	30	CS3-4-4/0	29	CS7-4-#2	33
CS31-4-4/0D	41	CS3-4-#2SD	30	CS3-4-500K	29	CS7-4-#2C	34
CS31-4-4/0F	41	CS3-4-#2SF	30	CS3-5-1000K	29	CS7-4-#2D	34
CS31-4-4/0G	41	CS3-4-#2SG	30	CS3-5-750K	29	CS7-4-#2F	34
CS31-4-500K	40	CS3-4-#3/0C	30	CS4-4-#1	31	CS7-4-#2G	34
CS32-2-#1D	42	CS3-4-#3/0D	30	CS4-4-#1C	32	CS7-4-#2S	33
CS32-2-#1F	42	CS3-4-#3/0F	30	CS4-4-#1D	32	CS7-4-#2SC	34
CS32-2-#1G	42	CS3-4-#3/0G	30	CS4-4-#1F	32	CS7-4-#2SD	34
CS32-2-#2C	42	CS3-4-#4	29	CS4-4-#1G	32	CS7-4-#2SF	34
CS32-2-#2D	42	CS3-4-#4/0C	30	CS4-4-#2	31	CS7-4-#2SG	34
CS32-2-#2F	42	CS3-4-#4/0D	30	CS4-4-#2C	32	CS7-4-#4	33
CS32-2-#2G	42	CS3-4-#4/0F	30	CS4-4-#2D	32	CS7-4-#4C	34
CS32-2-#2SC	42	CS3-4-#4/0G	30	CS4-4-#2F	32	CS7-4-#4D	34
CS32-2-#2SD	42	CS3-4-#4C	30	CS4-4-#2G	32	CS7-4-#4F	34
CS32-2-#2SF	42	CS3-4-#4D	30	CS4-4-#2S	31	CS7-4-#4G	34
CS32-2-#2SG	42	CS3-4-#4F	30	CS4-4-#2SC	32	CS7-4-1/0	33
CS32-2-#4C	42	CS3-4-#4G	30	CS4-4-#2SD	32	CS7-4-1/0C	34
CS32-2-#4D	42	CS3-4-#6	29	CS4-4-#2SF	32	CS7-4-1/0D	34
CS32-2-#4F	42	CS3-4-1/0	29	CS4-4-#2SG	32	CS7-4-1/0F	34
CS32-2-#4G	42	CS34-2-#1D	43	CS4-4-#4	31	CS7-4-1/0G	34
CS32-4-#1/0D	42	CS34-2-#1F	43	CS4-4-#4C	32	CS7-4-2/0	33
CS32-4-#1/0F	42	CS34-2-#1G	43	CS4-4-#4D	32	CS7-4-2/0C	34
CS32-4-#1/0G	42	CS34-2-#2C	43	CS4-4-#4F	32	CS7-4-2/0D	34
CS32-4-#2/0D	42	CS34-2-#2D	43	CS4-4-#4G	32	CS7-4-2/0F	34
CS32-4-#2/0F	42	CS34-2-#2F	43	CS4-4-#6	31	CS7-4-2/0G	34
CS32-4-#2/0G	42	CS34-2-#2G	43	CS4-5-1/0	31	CS7-5-250K	33
CS32-4-#3/0D	42	CS34-2-#2SC	43	CS4-5-1/0C	32	CS7-5-3/0	33
CS32-4-#3/0F	42	CS34-2-#2SD	43	CS4-5-1/0D	32	CS7-5-3/0C	34
CS32-4-#3/0G	42	CS34-2-#2SF	43	CS4-5-1/0F	32	CS7-5-3/0D	34
CS32-4-#4/0D	42	CS34-2-#2SG	43	CS4-5-1/0G	32	CS7-5-3/0F	34
CS32-4-#4/0F	42	CS34-2-#4C	43	CS4-5-2/0	31	CS7-5-3/0G	34
CS32-4-#4/0G	42	CS34-2-#4D	43	CS4-5-2/0C	32	CS7-5-300K	33
CS3-4-#1	29	CS34-2-#4F	43	CS4-5-2/0D	32	CS7-5-4/0	33
CS3-4-#1/0C	30	CS34-2-#4G	43	CS4-5-2/0F	32	CS7-5-4/0C	34
CS3-4-#1/0D	30	CS3-4-2/0	29	CS4-5-2/0G	32	CS7-5-4/0D	34

Appendix

Part number index

Cat. no.	Page	Cat. no.	Page
CS7-5-4/0F	34	SCR1-58-3446	61
CS7-5-4/0G	34	SCR1-58-6808	61
CS7-6-350K	33	SCR17-34-1223	61
CS7-6-500K	33	SCR17-34-3446	61
CS8-2-#1	35	SCR17-34-6808	61
CS8-2-#2	35	SCR17-58-1223	61
CS8-2-#2S	35	SCR17-58-3446	61
CS8-2-#4	35	SCR17-58-6808	61
CS8-2-#6	35	SCR2-34-0020	61
CS9-2-#1	35	SCR2-34-0040	61
CS9-2-#2	35	SCR2-34-1223	61
CS9-2-#2S	35	SCR2-34-2010	61
CS9-2-#4	35	SCR2-34-3446	61
CS9-2-#6	35	SCR2-34-6808	61
FGUN	58	SCR24-34-1223	62
FRAME1	59	SCR24-34-3446	62
FRAME2	59	SCR24-34-6808	62
GPC100	9	SCR24-58-1223	62
GPC101	9	SCR24-58-3446	62
GPC105	9	SCR24-58-6808	62
GPC106	9	SCR25-34-1223	62
GPC110	9	SCR25-34-3446	62
GPC111	9	SCR25-34-6808	62
GPC115	9	SCR25-58-1223	62
GPC116	9	SCR25-58-3446	62
GPC120	9	SCR25-58-6808	62
GPC121	9	SCR2-58-0020	61
GPC125	9	SCR2-58-1223	61
GPC126	9	SCR2-58-2010	61
GRX005	9	SCR2-58-3446	61
HCPK1	59	SCR2-58-6808	61
HCPK2	59	SCR27-34-1223	62
HCPK3	59	SCR27-34-3446	62
HCPK3A	59	SCR27-34-6808	62
HCPK3B	59	SCR27-58-3446	62
HCPK3BMOD	59	SCR27-58-6808	62
HCPK4	59	SHIM	58
HCPK5	59	SLEEVE#6	58
HCPK7	59	SLEEVE#6S	58
HCPK8	59	SLEEVE#8	58
MSC	58	SLEEVE#8S	58
PACK-A	58	STM1-TB	58
SCR1-34-0020	61	WRB1	58
SCR1-34-0040	61	WWB1	58
SCR1-34-1223	61		
SCR1-34-2010	61		
SCR1-34-3446	61		
SCR1-34-6808	61		
SCR1-58-0020	61		
SCR1-58-1223	61		
SCR1-58-2010	61		

Additional information

We reserve the right to make technical changes or modify the contents of this document without prior notice. With regard to purchase orders, the agreed particulars shall prevail. ABB AG does not accept any responsibility whatsoever for potential errors or possible lack of information in this document.

We reserve all rights in this document and in the subject matter and illustrations contained therein. Any reproduction, disclosure to third parties or utilization of its contents – in whole or in parts – is forbidden without prior written consent of ABB AG.



—
US

ABB Installation Products
Electrification business
860 Ridge Lake Blvd.
Memphis, TN 38120
+1 901-252-5000

tnb.abb.com