

Catalog No. Qty

# TNG3 1 Ground Kit

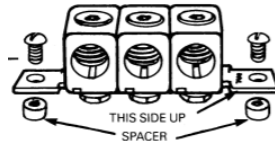


Industrial Solutions

## INSTALLATION INSTRUCTIONS:

Mount in holes provided on back wall of box using the two spacers and two 10-32 self-tapping screws provided. Remove paper backing from enclosed identification label. Place label directly in front of mounted lug kit. Torque per label.

**⚠ CAUTION:** Turn off power before working inside this equipment.



Wire Range: Use 60 or 70°C Amp Sized #12-1/0 AWG CU/AL

ABB Inc. 305 Gregson Drive Cary, NC 27511  
electrification.us.abb.com

GE is a trademark of GE. Manufactured by ABB Inc. under license from GE.

1SQ920017M0201, GEJ4693 September 2019

by ABB

Catalog No. Qty

# TNG3 1 Ground Kit

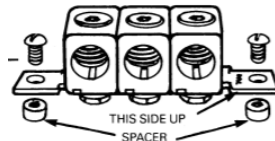


Industrial Solutions

## INSTALLATION INSTRUCTIONS:

Mount in holes provided on back wall of box using the two spacers and two 10-32 self-tapping screws provided. Remove paper backing from enclosed identification label. Place label directly in front of mounted lug kit. Torque per label.

**⚠ CAUTION:** Turn off power before working inside this equipment.



Wire Range: Use 60 or 70°C Amp Sized #12-1/0 AWG CU/AL

ABB Inc. 305 Gregson Drive Cary, NC 27511  
electrification.us.abb.com

GE is a trademark of GE. Manufactured by ABB Inc. under license from GE.

1SQ920017M0201, GEJ4693 September 2019

by ABB

Catalog No. Qty

# TNG3 1 Ground Kit

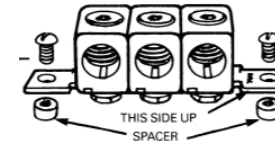


Industrial Solutions

## INSTALLATION INSTRUCTIONS:

Mount in holes provided on back wall of box using the two spacers and two 10-32 self-tapping screws provided. Remove paper backing from enclosed identification label. Place label directly in front of mounted lug kit. Torque per label.

**⚠ CAUTION:** Turn off power before working inside this equipment.



Wire Range: Use 60 or 70°C Amp Sized #12-1/0 AWG CU/AL

ABB Inc. 305 Gregson Drive Cary, NC 27511  
electrification.us.abb.com

GE is a trademark of GE. Manufactured by ABB Inc. under license from GE.

1SQ920017M0201, GEJ4693 September 2019

by ABB

Catalog No. Qty

# TNG3 1 Ground Kit

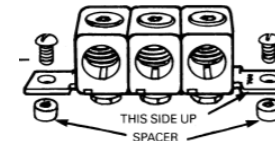


Industrial Solutions

## INSTALLATION INSTRUCTIONS:

Mount in holes provided on back wall of box using the two spacers and two 10-32 self-tapping screws provided. Remove paper backing from enclosed identification label. Place label directly in front of mounted lug kit. Torque per label.

**⚠ CAUTION:** Turn off power before working inside this equipment.



Wire Range: Use 60 or 70°C Amp Sized #12-1/0 AWG CU/AL

ABB Inc. 305 Gregson Drive Cary, NC 27511  
electrification.us.abb.com

GE is a trademark of GE. Manufactured by ABB Inc. under license from GE.

1SQ920017M0201, GEJ4693 September 2019

by ABB