T&B® Fittings

Rigid conduit and fittings for ordinary and hazardous locations

Conduit bodies and covers

X38SST C50M TB39SA LL38SST

Conduit bodies

Shape	Type	½	¾	1	1¼	1½	2	2½	3	3½	4
											Hub size (in.)
LB	BlueKote* form 7	LB17	LB27	LB37	LB47	LB57	LB67	LB77	LB87	LB97	LB107
	BlueKote form 8*	LB18	LB28	LB38	LB448	LB58	LB68	LB78	LB888	LB98	LB108
	Series 35	LB50M	LB75M-TB	LB100M	LB125M	LB150M	LB200M	LB250M	LB300M	LB350M	LB400M
	Sand cast aluminum form 7	LB17SA	LB27SA	LB37SA	LB47SA	LB57SA	LB67SA	LB77SA	LB87SA	LB97SA	LB107SA
	Sand cast aluminum form 9	LB19SA	LB29SA	LB39SA	LB49SA	LB59SA	LB69SA	LB789SA	LB889SA	LB989SA	LB1089SA
	Stainless steel form 8**	LB18 SST-TB	LB28 SST-TB	LB38 SST-TB	LB48 SST-TB	LB58 SST-TB	LB68 SST-TB	LB78SST	LB888SST	–	LB108SST
LU	BlueKote form 7	LU17	LU27	LU37	LU47	LU57	LU67	–	–	–	–
	Sand cast aluminum form 7	LU17SA	LU27SA	LU37SA	LU47SA	LU57SA	LU67SA	–	–	–	–
	Sand cast aluminum form 9	LU19SA	LU29SA	LU39SA	LU49SA	LU59SA	LU69SA	–	–	–	–
	Stainless steel form 8**	LU18 SST-TB	LU28 SST-TB	LU38 SST-TB	LU48 SST-TB	LU58 SST-TB	LU68 SST-TB	–	–	–	–
T	BlueKote form 7	T17	T27	T37	T47	T57	T67	T77	T87	T97	T107
	BlueKote form 8*	T18	T28	T38-TB	T448	T58	T68	T78	T88-TB	–	–
	Series 35	T50M	T75M	T100M	T125M	T150M	T200M	T250M	T300M	T350M	T400M
	Sand cast aluminum form 7	T17SA	T27SA	T37SA	T47SA	T57SA	T67SA	T77SA	T87SA	T97SA	T107SA
	Sand cast aluminum form 9	T19SA	T29SA	T39SA	T49SA	T59SA	T69SA	T789SA	T889SA	T989SA	T1089SA
	Stainless steel form 8**	T18 SST-TB	T28 SST-TB	T38 SST-TB	T48 SST-TB	T58 SST-TB	T68 SST-TB	T78SST	T888SST	–	T108SST
C	BlueKote form 7	C17	C27	C37	C47	C57	C67	C77-TB	C87	–	–
	BlueKote form 8*	C18	C28	C38	C448	C58-TB	C68	C78	C88	–	–
	Series 35	C50M	C75M-TB	C100M	C125M	C150M	C200M	C250M-TB	C300M	C350M	C400M
	Sand cast aluminum form 7	C17SA	C27SA	C37SA	C47SA	C57SA	C67SA	–	–	–	–
	Sand cast aluminum form 9	C19SA	C29SA	C39SA	C49SA	C59SA	C69SA	C789SA	C889SA	C989SA	C1089SA
	Stainless steel form 8**	C18SST	C28SST	C38SST	C448SST	C58SST	C68SST	–	–	–	–
LL	BlueKote form 7	LL17	LL27	LL37	LL47	LL57	LL67	LL77	LL87	LL97	LL107
	BlueKote form 8*	LL18	LL28	LL38	LL448	LL58	LL68	LL78	LL888	–	–
	Series 35	LL50M	LL75M	LL100M	LL125M	LL150M	LL200M	LL250M	LL300M	LL350M	LL400M
	Sand cast aluminum form 7	LL17SA	LL27SA	LL37SA	LL47SA	LL57SA	LL67SA	–	–	–	–
	Sand cast aluminum form 9	LL19SA	LL29SA	LL39SA	LL49SA	LL59SA	LL69SA	LL789SA	LL889SA	LL989SA	LL1089SA
	Stainless steel form 8**	LL18SST	LL28SST	LL38SST	LL448SST	LL58SST	LL68SST	–	–	–	–
LR	BlueKote form 7	LR17	LR27	LR37	LR47	LR57	LR67	LR77	LR87	LR97	LR107
	BlueKote form 8*	LR18	LR28	LR38	LR448	LR58	LR68	LR78	LR888	–	–
	Series 35	LR50M	LR75M	LR100M	LR125M	LR150M	LR200M	LR250M	LR300M	LR350M-TB	LR400M
	Sand cast aluminum form 7	LR17SA	LR27SA	LR37SA	LR47SA	LR57SA	LR67SA	–	–	–	–
	Sand cast aluminum form 9	LR19SA	LR29SA	LR39SA	LR49SA	LR59SA	LR69SA	LR789SA	LR889SA	LR989SA	LR1089SA
	Stainless steel form 8**	LR18SST	LR28SST	LR38SST	LR448SST	LR58SST	LR68SST	–	–	–	–
L	BlueKote* form 7	L17-TB	L27-TB	L37-TB	L47-TB	L57-TB	L67-TB	–	–	–	–
TB	BlueKote form 7	TB17-TB	TB27	TB37	TB47	TB57	TB67	–	–	–	–
	BlueKote form 8*	TB18	TB28	TB38	TB448	TB58	TB68	–	–	–	–
	Series 35	TB50M	TB75M	TB100M	TB125M	TB150M	TB200M	–	–	–	–
	Sand cast aluminum form 7	TB17SA	TB27SA	TB37SA	TB47SA	TB57SA	TB67SA	–	–	–	–
	Sand cast aluminum form 9	TB19SA	TB29SA	TB39SA	TB49SA	TB59SA	TB69SA	–	–	–	–
	Stainless steel form 8**	TB18 SST-TB	TB28 SST-TB	TB38 SST-TB	TB48 SST-TB	TB58 SST-TB	TB68 SST-TB	–	–	–	–
X	BlueKote form 7	X17	X27	X37	X47	X57	X67	–	–	–	–
	BlueKote form 8*	X18	X28	X38	X448	X58	X68	–	–	–	–
	Series 35	X50M	X75M	X100M	X125M	X150M	X200M	–	–	–	–
	Sand cast aluminum form 7	X17SA	X27SA	X37SA	X47SA	X57SA	X67SA	–	–	–	–
	Sand cast aluminum form 9	X19SA	X29SA	X39SA	–	–	–	–	–	–	–
	Stainless steel form 8**	X18SST	X28SST	X38SST	X448SST	X58SST	X68SST	–	–	–	–
E	BlueKote form 7	E17	E27	E37	–	–	–	–	–	–	–
TA	BlueKote form 7	TA17	TA27	TA37	TA47	TA57	TA67	–	–	–	–

* ½" through 1¼" have (2) mounting holes; 1½" through 4" have (4) mounting holes
** With covers, gaskets and screws

Replacement covers and gaskets

	Shape	½	¾	1	1¼	1½	2	2½	3	3½	4
											Hub size (in.)
Stamped	Form 7 steel*	170S	270S	370S	470S	570S	670S	870S	870S	970S	970S
	Form 8 steel*	180	280	380	480	580	680STB	880	880	980	980
	Form 7 aluminum*	170SA	270SA	370SA	470SA	570SA	670SA	870SA	870SA	970SA	970SA
	Form 9 aluminum	190SA**	290SA**	390SA**	490SA**	590SA**	690SA**	889SA	889SA	989SA	989SA
	Series 35	K50S	K75S	K100S	K125S	K125S	K200S	K250S	K250S	K350S	K350S
	Form 8 stainless Steel	180SST	280SST	380SST	480SST	580SST	680SST	–	–	–	–
Sand cast	Form 7 iron*	170F	270F	370F	470F	570F	670F	870F	870F	970F	970F
	Form 8 iron*	180F	280F	380F	480F	580F	680F	880F	880F	980F	980F
	Form 7 aluminum*	170FSA	270FSA	370FSA	470FSA	570FSA	670FSA	870FSA	870FSA	970FSA	970FSA
	Series 35	K50M	K75M	K100M	K125M	K125M	K200M	K250M	K250M	K350M	K350M
Gasket	Form 7*	GASK571	GASK572	GASK573	GASK574	GASK575	GASK576	GASK578	GASK578	GASK579	GASK579
	Form 8*	GASK581N	GASK582N	GASK583N	GASK584N	GASK585N	GASK586N	GASK588N	GASK588N	GASK589N	GASK589N
	Form 9*	GASK1941	GASK1942	GASK1943	GASK1944	GASK1945	GASK1946	GASK808N	GASK808N	GASK809N	GASK809N
	Series 35	GK50N	GK75N	GK100N	GK125-150N	GK125-150N	GK200N	GK250-300N	GK250-300N	GK350-400N	GK350-400N

* Form 7 and Form 8 covers include gasket.
** For Form 9 aluminum cover including gasket, replace suffix SA with GSA (Example : 190GSA)

* Form 7 and Form 8 covers include gasket.

* For ordering purposes, please use GASK in the catalog number (Example: GASK 571).



BC3-TB BT3-TB BLB3-TB BUB3-TB MALB-3 through -6 MALB-7 through -10 BG48-TB MGKV-4 through -7

Mogul series (cover and gasket included)

Hub size (in.)	BC series	BT series	BLB series	BUB series	Aluminum
1	BC3-TB	BT3-TB	BLB3-TB	BUB3-TB	MALB-3
1¼	BC4-TB	–	BLB4-TB	BUB4-TB	MALB-4
1½	BC5-TB	BT5-TB	BLB5-TB	BUB5-TB	MALB-5
2	BC6-TB	BT6-TB	BLB6-TB	BUB6-TB	MALB-6
2½	BC7-TB	BT7-TB	BLB7-TB	BUB7-TB	MALB-7
3	BC8-TB	BT8-TB	BLB8-TB	BUB8-TB	MALB-8
3½	–	BT9-TB	BLB9-TB	BUB9-TB	MALB-9
4	BC10-TB	BT10-TB	BLB10-TB	BUB10-TB	MALB-10

Replacement covers and gaskets

Hub size (in.)	BG cover	Alum. cover	Gasket
1–1¼	BG48-TB	–	MGKV-5
1½–2	BG68-TB	MALB-56CV	MGKV-5
2½–3	BG88-TB	MALB-78CV	MGKV-6
3½– 4	BG98-TB	MALB-90CV	MGKV-7

7TKK001180 Part 1 of 2, 1.2020

Bushings, nipples, locknuts and plugs

BGA050-14-20

Blackjack® grounding bushings

Size (in.)	Wire range (AWG)	Zinc-plated malleable iron	Aluminum
½	#14–2/0	BG050-14-20	BGA050-14-20
½	#14–#4	BG050-14-4	BGA050-14-4
¾	#14–2/0	BG075-14-20	BGA075-14-20
¾	#14–#4	BG075-14-4	BGA075-14-4
1	#14–2/0	BG100-14-20	BGA100-14-20
1	#14–#4	BG100-14-4	BGA100-14-4
1¼	#14–2/0	BG125-14-20	BGA125-14-20
1½	#14–2/0	BG150-14-20	BGA150-14-20
2	#14–2/0	BG200-14-20	BGA200-14-20
2½	#14–2/0	BG250-14-20	BGA250-14-20
2½	#6–4/0	BG250-6-40	BGA250-6-40
3	#14–2/0	BG300-14-20	BGA300-14-20
3	#6–4/0	BG300-6-40	BGA300-6-40
3½	#14–2/0	BG350-14-20	BGA350-14-20
3½	#6–4/0	BG350-6-40	BGA350-6-40
4	#14–2/0	BG400-14-20	BGA400-14-20
4	#6–4/0	BG400-6-40	BGA400-6-40
5	#14–2/0	BG500-14-20	BGA500-14-20
5	#6–4/0	BG500-6-40	BGA500-6-40
6	#14–2/0	BG600-14-20	BGA600-14-20
6	#6–4/0	BG600-6-40	BGA600-6-40

141AL 106

Locknuts and bonding locknuts

Size (in.)	Locknuts Steel/ M.I.	Locknuts Alum.	Locknuts St. stl. 304	Locknuts St. stl. 316	Bonding locknuts Steel/ M.I.	Bonding locknuts St. stl. 316
¼	139*	–	–	–	–	–
⅜	140*	–	–	–	–	–
½	141**	141AL	141-SST	141SS6	106†	106SS6
¾	142**	142AL	142-SST	142SS6	107†	107SS6
1	143	143AL	143-SST	143SS6	108	108SS6
1¼	144	144AL	144-SST	144SS6	109	109SS6
1½	145	145AL	145-SST	145SS6	110	110SS6
2	146	146AL	146-SST	147SS6	111	111SS6

*Hex shape
**Case hardened locknuts
† Not CSA certified.
Stainless steel 316 versions are cULus.

Size (in.)	Steel/ M.I.	Alum.	St. stl. 304	St. stl. 316	Steel/ M.I.	St. stl. 316
2½	147	147AL	–	–	112†	112SS6
3	148	148AL	–	148SS6	113†	113SS6
3½	149	149AL	–	149SS6	114†	–
4	150	150AL	–	150SS6	115†	115SS6
4½	151	151AL	–	–	–	–
5	152	152AL	–	–	–	–
6	153	153AL	–	–	–	–

141SL 3650 5262

841TB 1944

Sealing locknuts, wedges and gaskets

Size (in.)	Sealing locknuts	Bonding and grounding wedges*	Liquid-tight sealing gaskets
½	141SL	3650	5262
¾	142SL	3651	5263
1	143SL	3652	5264
1¼	144SL	3653	5265
1½	145SL	3654	5266
2	146SL	3655	5267
2½	–	3656	5268
3	–	3657	5269
3½	–	3658	5270
4	–	3659	–
5	–	3661	–
6	–	3662	–

* Bonding and grounding wedges are UL listed only, not CSA certified.

Chase® nipples

Size (in.)	Steel or M.I.*	Alum.	Nylon-insulated**
⅜	841TB	–	–
½	842TB	842AL†	1942
¾	843TB	843AL	1943
1	844	844AL†	1944
1¼	845	845AL†	1945
1½	846	846AL	1946
2	847	847AL	1947
2½	848	848AL	1948
3	849	849AL	1949
3½	850	850AL	1950
4	851	851AL	1951
5	853	–	1953
6	854	–	1954

* Add suffix SST to catalog number to order stainless steel 316.
Stainless steel is cULus listed.
** Not cULs listed
† Not UL listed

TRIB-75 1460 222-TB 422

Bushings and sleeves

Size (in.)	Insulating bushings*†	Plastic insulating bushings†	Capped bushings	INSULINER® sleeves
½	TRIB-50	222-TB	1460	422
¾	TRIB-75	223-TB	1461	423
1	TRIB-100	224	1462	424
1¼	TRIB-125	225-TB	1463	425
1½	TRIB-150	226	1464	426
2	TRIB-200	227	1465	427
2½	TRIB-250	228-TB	–	428
3	TRIB-300	229-TB	–	429
3½	TRIB-350	230-TB	–	430
4	TRIB-400	231	–	–
4½	–	232	–	431
5	–	233	–	433
6	–	234	–	434

* IMC sizes ½" through 4"
† UL rated flame retardant 94V-1

Insulated throat fittings and metallic bushings

Size (in.)	Insulated throat fittings Steel or M.I.	Insulated throat fittings Alum.†	Metallic bushings Steel or M.I.	Metallic bushings Alum.
½	1222	1222AL	122	122AL
¾	1223	1223AL	123	123AL*
1	1224	1224AL	124	124AL**
1¼	1225	1225AL	125-TB	125AL
1½	1226	1226AL	126	126AL
2	1227	1227AL	127	127AL
2½	1228	1228AL	128	128AL
3	1229	1229AL	129	129AL
3½	1230	1230AL	130-TB	130AL
4	1231	1231AL	131-TB	131AL
4½	1232**	1232AL**	132-TB	–
5	586	586AL	133-TB	133AL
6	587	587AL	134-TB	134AL

* Not UL listed or CSA certified
** Not CSA certified
† The aluminum series insulated throat fittings are not CSA certified.

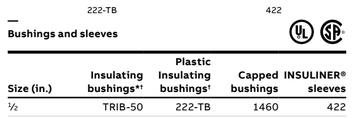

1451 1470 823

Knockout and push-penny plugs and steel pennies

Size (in.)	Knockout plugs	Push-penny plugs	Steel pennies
½	1451*	1470†	815-TB†
¾	1452*	1471†	816†
1	1453*	1472†	817†
1¼	1454*	1473†	818†
1½	1455*	1474†	819†
2	1456*	1475†	–
2½	–	1476**†	821†
3	–	1477**†	822†
3½	–	1478**†	824†
4	–	1479**†	823†

*Meets Coast Guard Regulation CB293.
**Not CSA Certified.
†UL not applicable

3870-TB

Threaded insulated grounding bushing

Size (in.)	Wire range (AWG Cu/Al)	Cat. no.
½	#14–#4	3870-TB
½	#8–2/0	3861
¾	#14–#4	3871-TB**
¾	#8–2/0	3862
1	#14–#4	3872**
1	#8–2/0	3882
1¼	#14–#4	3873
1¼	#8–2/0	3883
1½	#14–#4	3874
1½	#8–2/0	3884
2	#14–#4	3875
2	#8–2/0	3889
2½	#14–#4	3876
2½	#8–2/0	3886
2½	#6–4/0	3993
3	#14–#4	3877
3	#8–2/0	3887
3	#6–4/0	3994
3½	#14–#4	3878
3½	#8–2/0	3863
3½	#6–4/0	3995
4	#14–#4	3879
4	#8–2/0	3864
4	#6–4/0	3996
5	#14–#4	3880
5	#8–2/0	3865
5	#6–4/0	3998
6	#14–#4	3881
6	#8–2/0	3866
6	#6–4/0	3999

Meets Coast Guard Regulation CG293
*Available in stainless steel 316 .
+cULus

3210

Knockout bushings

For use in KO size* (in.)	Cat. no.
0.875	3210
1.109	3211
1.375	3212
1.734	3213
1.984	3214
2.469	3215

* Per UL and NEMA standards.

Conduit couplings

XJG24-TB XJG24-EMT XD3-TB XD2NM-TB

XJG-TB conduit expansion coupling for rigid/IMC and XJG-EMT conduit expansion coupling for EMT

Hub size (in.)	XJG-TB	XJG-EMT
¾	XJG24-TB	XJG24-EMT
¾	XJG28-TB	XJG28-EMT
1	XJG34-TB	XJG34-EMT
1	XJG38-TB	XJG38-EMT
1¼	XJG44-TB	XJG44-EMT
1¼	XJG48-TB	XJG48-EMT
1½	XJG54-TB	XJG54-EMT
1½	XJG58-TB	XJG58-EMT
2	XJG64-TB	XJG64-EMT
2	XJG68-TB	XJG68-EMT
2½	XJG74-TB	XJG74-EMT
2½	XJG78-TB	XJG78-EMT
3	XJG84-TB	XJG84-EMT
3	XJG88-TB	XJG88-EMT
3½	XJG94-TB	XJG94-EMT
3½	XJG98-TB	XJG98-EMT
4	XJG104-TB	XJG104-EMT
4	XJG108-TB	XJG108-EMT
5	XJG1208-TB	–

XD expansion/deflection coupling

Hub size (in.)	Metallic	Non-metallic
½	–	XD1NM-TB**
¾	–	XD2NM-TB**
1	XD3-TB	XD3NM-TB**
1¼	XD4-TB	–
1½	XD5-TB	XD5NM-TB**
2	XD6-TB	XD6NM-TB**
2½	XD7-TB	XD7NM-TB**
3	XD8-TB	XD8NM-TB**
3½	XD9-TB	–
4	XD010-TB	XD010NM-TB**
5	XD012-TB	–
6	XD014-TB	–

**cULus only.

Device boxes and covers

FS019-TB FSC1-TB FS062-TB FSC12-TB

Shallow cast device boxes

Hub size (in.)	Single-gang Dead-end	Single-gang Through-feed	Double-gang** Dead-end	Double-gang** Through-feed
Blank	FS019-TB	–	FS062-TB	–
½	FS1-TB	FSC1-TB	FS12-TB	FSC12-TB
¾	FS2-TB*	FSC2-TB	FS22-TB	FSC222-TB
1	FS3-TB	FSC3-TB	FS32-TB	FSC32-TB

*Available in stainless steel 316, cULus listed . Replace "-TB" with "-SST".
** UL only.

Deep cast device boxes

Hub size (in.)	Single-gang Dead-end	Single-gang Through-feed	Double-gang** Dead-end	Double-gang** Through-feed
Blank	FD019-TB	–	FD062-TB	–
½	FD1-TB	FDC1-TB	FD12-TB	FDC12-TB
¾	FD2-TB*	FDC2-TB*	FD22-TB	FDC222-TB*
1	FD3-TB	FDC3-TB*	FD32-TB	FDC32-TB*

*Available in stainless steel 316, cULus listed . Replace "-TB" with "-SST".
** UL only.

FS/FD cast device box covers

S1002GSA-TB S32212-TB DS21-TB S32232-TB S1002-TB DS23-TB S322 S232-TB DS32-TB DSS100-TB DS100G-TB

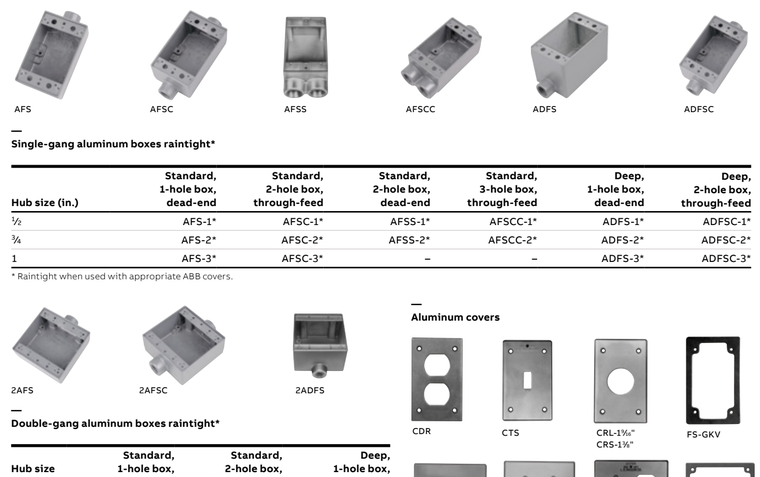

AFS AFSC AFSS AFSCC ADFS ADFSC 2AFS 2AFSC 2ADFS CDR CTS CRL-1⅝" CRS-1⅞" FS-GKV 2CDR 2CTS 2CTDR 2FS-GKV

Single-gang aluminum boxes raintight*

Hub size (in.)	Standard, 1-hole box, dead-end	Standard, 2-hole box, through-feed	Standard, 2-hole box, dead-end	Standard, 3-hole box, through-feed	Deep, 1-hole box, dead-end	Deep, 2-hole box, through-feed
½	AFS-1*	AFSC-1*	AFSS-1*	AFSCC-1*	ADFS-1*	ADFSC-1*
¾	AFS-2*	AFSC-2*	AFSS-2*	AFSCC-2*	ADFS-2*	ADFSC-2*
1	AFS-3*	AFSC-3*	–	–	ADFS-3*	ADFSC-3*

* Raintight when used with appropriate ABB covers.

Double-gang aluminum boxes raintight*

Hub size (in.)	Standard, 1-hole box, dead-end	Standard, 2-hole box, through-feed	Deep, 1-hole box, dead-end
½	2AFS-1*	2AFSC-1*	2ADFS-1*
¾	2AFS-2*	2AFSC-2*	2ADFS-2*
1	2AFS-3*	–	–

* Raintight when used with appropriate ABB covers.

Aluminum covers

T11-22-FP LT14-3-FP FSMG-TB

FS/FD CorroStall™ aluminum boxes

Hub size (in.)	Single-gang 3-Hole	Single-gang 4-Hole	Single-gang 5-Hole (one each side)	Single-gang 5-Hole (two on one end)	Double-gang 4-Hole	Double-gang 5-Hole
½	T11-FP	–	TX11-5-FP	T11-22-FP	LT11-3-FP	LT11-2-FP
¾	T14-PL-FP	T14-2-FP	TX14-5-FP	T14-22-FP	LT14-3-FP	LT14-2-FP

Multi-gang aluminum boxes raintight*

Hub size (in.)	Cat. no.
4 Threadless conduit	FSMG-TB

* Raintight when used with appropriate ABB covers and gaskets.

Raintight aluminum covers*

2CWPDR 2CWPR-M 2CFSR-M 2CFST 2CFSB CFSDR CWPDR CWPDR-FS CFSR-G CFSH-G CWPV-G CFSB CFSR** CFSTF CFST

*Raintight when used with appropriate ABB boxes, covers and gaskets. Suitable for use in wet locations with cover closed — NEMA 3R.
** Add suffix to indicate hole diameter: L = 1⅛", S = 1⅛",X = 1²⁄₁₆", XL = 2⅛", Y = 1⅛"

Hubs and bulkhead fittings



H075-TB H050GR-TB L050GR-TB H050BHD H050TBF H050TBH H050CAP HTZ1 HTGZ1

T&B Hub, grounding hub and locknut

Size (in.)	Hub	Grounding hub	Grounding and bonding locknut
½	H050-TB	H050GR-TB	L050GR-TB
¾	H075-TB	H075GR-TB	L075GR-TB
1	H100-TB	H100GR-TB	L100GR-TB
1¼	H125-TB	H125GR-TB	L125GR-TB
1½	H150-TB	H150GR-TB	L150GR-TB
2	H200-TB	H200GR-TB	L200GR-TB
2½	H250-TB	H250GR-TB	L250GR-TB
3	H300-TB	H300GR-TB	L300GR-TB
3½	H350-TB	H350GR-TB	L350GR-TB
4	H400-TB	H400GR-TB	L400GR-TB
5	H500-TB	H500GR-TB	L500GR-TB
6	H600-TB	H600GR-TB	L600GR-TB

For aluminum, add suffix A (i.e., H050A).
For chrome-plated, add suffix CP (i.e., H050CP).
For 316 stainless steel hubs, add suffix SST (i.e., H050GRSST).
For locknut with lay in-lug, add suffix GRL.

T&B bulkhead fittings

Size (in.)	Bulkhead fitting	Through-bulkhead fitting	Through-bulkhead hub	Capoffs
½	H050BHD	H050TBF	H050TBH	H050CAP
¾	H075BHD	H075TBF	H075TBH	H075CAP
1	H100BHD	H100TBF	H100TBH	H100CAP
1¼	H125BHD	H125TBF	H125TBH	H125CAP
1½	H150BHD	H150TBF	H150TBH	H150CAP
2	H200BHD	H200TBF	H200TBH	H200CAP
2½	H250BHD	–	–	H250CAP
3	H300BHD	–	–	H300CAP
3½	H350BHD	–	–	H350CAP
4	H400BHD	–	–	H400CAP
5	H500BHD	–	–	H500CAP
6	H600BHD	–	–	H600CAP

For aluminum, add suffix A.
For chrome-plated, add suffix CP.

Chase hubs

Size (in.)	Chase hub w/ insulated throat	Chase hub w/ insulated throat and ground screw	Chase alum. hub w/ insulated throat
½	HTZ1	HTGZ1	HT1
¾	HTZ2	HTGZ2	HT2
1	HTZ3	HTGZ3	HT3
1¼	HTZ4	HTGZ4	HT4
1½	HTZ5	HTGZ5	HT5
2	HTZ6	HTGZ6	HT6
2½	HTZ7	HTGZ7	HT7
3	HTZ8	HTGZ8	HT8
3½	HTZ9*	HTGZ9	HT9
4	HTZ10*	HTGZ10	HT10

*Made-to-order item. Consult factory for lead time and minimum quantities.

H150-TB075ORGR

Offset reducers

Size (in.)	Cat. no.
1½–¾	H150-TB075ORGR
1²⁄₃₂–1	H150-TB100ORGR
1²⁄₃₂–1¼	H150-TB125ORGR
2½–2	H250-TB200ORGR

For aluminum offset reducer, add suffix A.

373

Bullet® hubs

Size (in.)	Cat. no. Steel/M.I. w/locknut	Alum.*	Steel/M.I. w/ bonding locknut
½	370	370AL	401
¾	371	371AL	402
1	372	372AL	403
1⅛	373	373AL	404-TB
1½	374	374AL	405
2	375	375AL	406-TB
2½	376	–	407
3	377	–	408
3½	378	–	409
4	379	–	410-TB
5	381	–	–
6	382	–	–

Stainless steel conduit and fittings

CLNPL1/2SST

NPL1X4SST

NPL3/4X8SST

Conduit nipples

Type 304 stainless steel	Close	1½"	2"	2½"	3"	3½"	4"	5"	6"	8"	10"	12"
½	CLNPL1/2SS	NPL1/2X11/2SS	NPL1/2X2SS	NPL1/2X21/2SS	NPL1/2X3SS	NPL1/2X31/2SS	NPL1/2X4SS	NPL1/2X5SS	NPL1/2X6SS	NPL1/2X8SS	NPL1/2X10SS	NPL1/2X12SS
¾	CLNPL3/4SS	NPL3/4X11/2SS	NPL3/4X2SS	NPL3/4X21/2SS	NPL3/4X3SS	NPL3/4X31/2SS	NPL3/4X4SS	NPL3/4X5SS	NPL3/4X6SS	NPL3/4X8SS	NPL3/4X10SS	NPL3/4X12SS
1	CLNPL1SS	—	NPL1X2SS	NPL1X21/2SS	NPL1X3SS	NPL1X31/2SS	NPL1X4SS	NPL1X5SS	NPL1X6SS	NPL1X8SS	NPL1X10SS	NPL1X12SS
1¼	CLNPL11/4SS	—	NPL11/4X2SS	NPL11/4X21/2SS	NPL11/4X3SS	NPL11/4X31/2SS	NPL11/4X4SS	NPL11/4X5SS	NPL11/4X6SS	NPL11/4X8SS	NPL11/4X10SS	NPL11/4X12SS
1½	CLNPL11/2SS	—	NPL11/2X2SS	NPL11/2X21/2SS	NPL11/2X3SS	NPL11/2X31/2SS	NPL11/2X4SS	NPL11/2X5SS	NPL11/2X6SS	NPL11/2X8SS	NPL11/2X10SS	NPL11/2X12SS
2	CLNPL2SS	—	—	—	—	NPL2X31/2SS	NPL2X4SS	NPL2X5SS	NPL2X6SS	NPL2X8SS	NPL2X10SS	NPL2X12SS
2½	CLNPL21/2SS	—	—	—	—	—	—	NPL21/2X5SS	NPL21/2X6SS	NPL21/2X8SS	NPL21/2X10SS	NPL21/2X12SS
3	CLNPL3SS	—	—	—	—	—	—	—	—	—	—	NPL3X12SS
Type 316 stainless steel	**Close**	**1½"**	**2"**	**2½ "**	**3"**	**3½ "**	**4"**	**5"**	**6"**	**8"**	**10"**	**12"**
½	CLNPL1/2SST	NPL1/2X11/2SST	NPL1/2X2SST	NPL1/2X21/2SST	NPL1/2X3SST	NPL1/2X31/2SST	NPL1/2X4SST	NPL1/2X5SST	NPL1/2X6SST	NPL1/2X8SST	NPL1/2X10SST	NPL1/2X12SST
¾	CLNPL3/4SST	NPL3/4X11/2SST	NPL3/4X2SST	NPL3/4X21/2SST	NPL3/4X3SST	NPL3/4X31/2SST	NPL3/4X4SST	NPL3/4X5SST	NPL3/4X6SST	NPL3/4X8SST	NPL3/4X10SST	NPL3/4X12SST
1	CLNPL1SST	—	NPL1X2SST	NPL1X21/2SST	NPL1X3SST	NPL1X31/2SST	NPL1X4SST	NPL1X5SST	NPL1X6SST	NPL1X8SST	NPL1X10SST	NPL1X12SST
1¼	CLNPL11/4SST	—	NPL11/4X2SST	NPL11/4X21/2SST	NPL11/4X3SST	NPL11/4X31/2SST	NPL11/4X4SST	NPL11/4X5SST	NPL11/4X6SST	NPL11/4X8SST	NPL11/4X10SST	NPL11/4X12SST
1½	CLNPL11/2SST	—	NPL11/2X2SST	NPL11/2X21/2SST	NPL11/2X3SST	NPL11/2X31/2SST	NPL11/2X4SST	NPL11/2X5SST	NPL11/2X6SST	NPL11/2X8SST	NPL11/2X10SST	NPL11/2X12SST
2	CLNPL2SST	—	—	—	—	NPL2X31/2SST	NPL2X4SST	NPL2X5SST	NPL2X6SST	NPL2X8SST	NPL2X10SST	NPL2X12SST


COND1/2SS

Type 304 and type 316 stainless steel conduit with coupling

Trade size (in.)	Type 304	Type 316
½	COND1/2SS	COND1/2SST
¾	COND3/4SS	COND3/4SST
1	COND1SS	COND1SST
1¼	COND11/4SS	COND11/4SST
1½	COND11/2SS	COND11/2SST
2	COND2SS	COND2SST
2½	COND21/2SS	COND21/2SST
3	COND3SS	COND3SST
4	COND4SS	COND4SST
5	COND5SS	COND5SST
6	COND6SS	COND6SST

CPL1/2SST

Stainless steel couplings

Trade size (in.)	Type 304	Type 316
½	CPL1/2SS	CPL1/2SST
¾	CPL3/4SS	CPL3/4SST
1	CPL1SS	CPL1SST
1¼	CPL11/4SS	CPL11/4SST
1½	CPL11/2SS	CPL11/2SST
2	CPL2SS	CPL2SST
2½	CPL21/2SS	CPL21/2SST
3	CPL3SS	CPL3SST
4	CPL4SS	CPL4SST
5	CPL5SS	CPL5SST
6	CPL6SS	CPL6SST

ELL1/245SS ELL1/2SS

Standard radius stainless steel elbows

Trade size (in.)	Type 304 45° elbow	Type 304 90° elbow	Type 316 45° elbow	Type 316 90° elbow
½	ELL1/245SS	ELL1/2SS	ELL1/245SST	ELL1/2SST
¾	ELL3/445SS	ELL3/4SS	ELL3/445SST	ELL3/4SST
1	ELL145SS	ELL1SS	ELL145SST	ELL1SST
1¼	ELL11/445SS	ELL11/4SS	ELL11/445SST	ELL11/4SST
1½	ELL11/245SS	ELL11/2SS	ELL11/245SST	ELL11/2SST
2	ELL245SS	ELL2SS	ELL245SST	ELL2SST

FG-DA-3/8-DBV-1/4

Stainless steel drain adapter and ball valve

Cat. no	Description	Size (in.)
FG-DA-3/8	Drain adapter	⅜
DBV-1/4	Ball valve	¼

Straps, spacers and clamps

1275 1210TB 1210TB

Pipe straps

Conduit size (in.)	Mal. iron	Alum.	Steel	PVC-coated for rigid conduit**
⅜	1275†	1275AL	1210TB†	1275CR
½	1276†	1276AL†	1211TB	1276CR
¾	1277†	1277AL†	1212TB	1277CR
1	1278†	1278AL†	1213TB	1278CR
1¼	1279†	1279AL†	1214TB	1279CR
1½	1280†	1280AL	1215TB	1280CR
2	1281	1281AL	1216TB	1281CR
2½	1282*	1282AL	–	–
3	1283*	1283AL	–	–
3½	1284	1284AL	–	–
4	1285*	1285AL	–	–
4½	1286	–	–	–
5	1287	–	–	–
6	1288	–	–	–

*May be used with EMT of same size.
** CSA not applicable.
† Not snap-on type.

690TB

Conduit supports

Cat. no.	Conduit size (in.)
690TB	½
691TB	¾
692TB	1
693TB	1¼

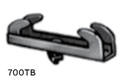
700TB

Adjustable beam clamps

Cat. no.	Description
700TB	Fits flange 2¾"–7⅝"
701	Fits flange 7"–12"
703	Special bolt and (3) nuts

HS101SST HS901SST HS901-SS HS100-SS

Stainless steel pipe straps

Trade size (in.)	Type 316 One-hole rigid/IMC	Type 316 Two-hole rigid/IMC	One-hole EMT	One-hole rigid/IMC	Two-hole EMT	Type 304 Two-hole rigid/IMC
⅜	–	–	–	HS100-SS	–	HS901-SS
½	HS101SST	HS901SST	TS101-SS	HS101-SS	TS901-SS	HS902-SS
¾	HS102SST	HS902SST	TS102-SS	HS102-SS	TS902-SS	HS903-SS
1	HS103SST	HS903SST	TS103-SS	HS103-SS	TS903-SS	HS904-SS
1¼	HS104SST	HS904SST	TS104-SS	HS104-SS	TS904-SS	HS905-SS
1½	HS105SST	HS905SST	TS105-SS	HS105-SS	TS905-SS	HS906-SS
2	HS106SST	HS906SST	TS106-SS	HS106-SS	TS906-SS	HS907-SS
2½	HS107SST	HS907SST	–	HS107-SS	–	HS908-SS
3	HS108SST	HS908SST	–	HS108-SS	–	HS909-SS
4	HS110SST	HS910SST	–	HS110-SS	–	HS910-SS

500SS316

Type 316 stainless steel beam clamps

Cat. no.	Jaw opening (in.)	Set screw load rating‡
500SS316	1 5/16	250
502SS316	1	750
503SS316	1	1,250

‡Safety factor of 3.

1350

Pipe spacers

Conduit size (in.)	Mal. iron	Alum.	PVC-coated*
½, ¾, 1	1350	1350AL	1350CR
1¼, 1½, 2	1351	1351AL	1351CR
2½, 3	1352	1352AL	–
3½, 4	1353	1353AL	–
4½, 5, 6	1354	–	–

* CSA not applicable.

CB206-SST

Stainless steel clamp back spacers

Pipe/rigid conduit size (in.)	Cat. no.	Use with cat. no.
½	CB201-SST	HS101SST
¾	CB202-SST	HS102SST
1	CB203-SST	HS103SST
1¼	CB204-SST	HS104SST
1½	CB205-SST	HS105SST
2	CB206-SST	HS106SST

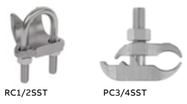
RC1/2SST PC3/4SST

Parallel and right angle type 316 stainless steel clamps

Trade size (in.)	RC type	PC type
½	RC1/2SST	–
¾	RC3/4SST	PC3/4SST
1	RC1SST	PC1SST
1½	RC11/2SST	–
1¼	RC11/4SST	–
2	RC2SST	–
2½	RC21/2SST	–
3	RC3SST	–
4	RC4SST	–

Hazardous location fittings

GUA14-TB GUAB-14-TB GUAC14-TB GUAD14-TB GUAL14-TB GUAT14-TB GUAM14-TB GUAN14-TB GUAW14-TB GUAX14-TB

GU conduit outlet boxes

Hub size (in.)	GUA Standard	GUA Large	GUAB Standard	GUAB Large	GUAC Standard	GUAC Large	GUAD Standard	GUAD Large	GUAL Standard	GUAL Large	GUAT Standard	GUAT Large	GUAM Standard	GUAM Large	GUAN Standard	GUAN Large	GUAW Standard	GUAW Large	GUAX Standard	GUAX Large
½	GUA14-TB	GUA16-TB	GUAB-14-TB	GUAB16-TB	GUAC14-TB	GUAC16-TB	GUAD14-TB	GUAD16-TB	GUAL14-TB	GUAL16-TB	GUAT14-TB	GUAT16-TB	GUAM14-TB	GUAM16-TB	GUAN14-TB	GUAN16-TB	GUAW14-TB	GUAW16-TB	GUAX14-TB	GUAX16-TB
¾	GUA24-TB	GUA26-TB	GUAB24-TB	GUAB26-TB*	GUAC24-TB	GUAC26-TB*	GUAD24-TB	GUAD26-TB	GUAL24-TB	GUAL26-TB*	GUAT24-TB	GUAT26-TB*	GUAM24-TB	GUAM26-TB	GUAN24-TB	GUANT26-TB	GUAW24-TB	GUAW26-TB	GUAX24-TB	GUAX26-TB*
1	GUA36-TB	–	GUAB36-TB*	–	GUAC36-TB*	–	GUAD36-TB	–	GUAL36-TB*	–	GUAT36-TB*	GUAT37-TB	GUAM36-TB	–	GUAN36-TB	–	–	–	GUAX36-TB*	GUAX37-TB
1 ¼	GUA47-TB	–	GUAB47-TB	–	GUAC47-TB	GUAC49-TB	GUAD49-TB	–	GUAL47-TB	GUAL49-TB	GUAT47-TB	GUAT49-TB	GUAM47-TB	–	GUAN47-TB	–	–	–	GUAX47-TB	GUAX49-TB
1 ½	GUA59-TB	–	GUAB59-TB	–	GUAC59-TB	–	–	–	GUAL59-TB	–	GUAT59-TB	–	–	–	GUAN59-TB	–	–	–	GUAX59-TB	–
2	–	–	GUAB69-TB	–	GUAC69-TB	–	–	–	GUAL69-TB	–	GUAT69-TB	–	GUAM69-TB	–	GUAN69-TB	–	–	–	GUAX69-TB	–
2 ½	–	–	GUAB79-TB	–	–	–	–	–	–	–	GUAT79-TB	–	–	–	–	–	–	–	–	–

* Available in stainless steel 316, cULus listed.

GAC-1 GAE-2 GAL-1 GAJU-2 GALB-1 GAT-1 GAX-1 GAFX-1

Aluminum external hubs with installed green ground screw, covers and plugs

Hub size (in.)	Through-feed	Dead-end	L-style	U-style	LB-style	T-style	X-style	X-style with flange
½	GAC-1•	–	GAL-1	–	GALB-1•	GAT-1•	GAX-1†•	GAFX-1†
¾	GAC-2•	GAE-2•	GAL-2•	GAJU-2	GALB-2	GAT-2	GAX-2†	GAFX-2†
1	GAC-3•	–	GAL-3•	GAJU-3	GALB-3•	GAT-3•	GAX-3†•	–
1¼	–	–	GAL-4•	–	GALB-4•	GAT-4	–	–
1½	–	–	GAL-5•	–	–	–	GAX-5†•	–
2	–	–	GAL-6•	GAJU-6•	GALB-6•	GAT-6•	–	–

• Made-to-order items. Consult factory for lead time and minimum quantities.
† Suffix-OR: O-ring available for NEMA 4 rating. Consult factory for lead time and price.

GAS-123 GAD-123 GAJ-123

Covers for aluminum external hubs

Fits boxes (in.)	Surface-style	Dome-style*	Canopy-style
½, ¾, 1	GAS-123	GAD-123	GAJ-123
1¼	GAS-4	–	GAJ-4
1½, 2	GAS-56	–	GAJ-56

*(Class I, Group D only)
Made-to-order items. Consult factory for lead time and minimum quantities.

XPLFL212

XP Flex™ explosion-proof flexible couplings

Hub size (in.)	Flexible length (in.)	Cat. no.
½	6	XPLFL16
½	8	XPLFL18
½	10	XPLFL110
½	12	XPLFL112
½	15	XPLFL115
½	18	XPLFL118
½	24	XPLFL124
¾	12	XPLFL212
¾	15	XPLFL215
¾	18	XPLFL218
¾	24	XPLFL224
¾	36	XPLFL236
1	18	XPLFL318

EXFU-1 EXMU-1

EXFU female-to-female unions and EXMU male-to-female unions

Hub size (in.)	EXFU	EXMU
½	EXFU-1	EXMU-1
¾	EXFU-2	EXMU-2
1	EXFU-3	EXMU-3
1¼	EXFU-4	–
1½	EXFU-5	–
2	EXFU-6*	–
3	EXFU-8*	–
3½	EXFU-9*	–
4	EXFU-10*	–

* Made-to-order items. Consult factory for lead time and minimum quantities.

UNY105-TB UNF105-TB

UNY male and UNF female unions

Trade size (in.)	UNY male	UNF female
½	UNY105-TB	UNF105-TB†
¾	UNY205-TB	UNF205-TB†
1	UNY305-TB	UNF305-TB†
1¼	UNY405-TB	UNF405-TB††
1½	UNY505-TB	UNF505-TB††
2	UNY605-TB	UNF605-TB†††
2½	UNY705-TB	UNF705-TB†††
3	UNY805-TB	UNF805-TB†††
3½	UNY905-TB	UNF905-TB†††
4	UNY1005-TB	UNF1005-TB†††

For hazardous and non-hazardous locations
† Steel
†† Forged steel
††† Malleable iron

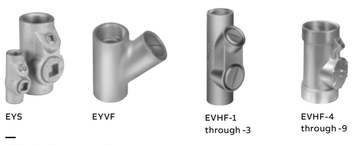
EYS EYVF EVHF-1 through -3 EVHF-4 through -9

EYS, EYVF and EVHF sealing fittings

Hub size (in.)	EYS Vertical	EYS Vertical/ horizontal	EYVF Vertical with sealing compound and plugs†	EYVF Vertical†	EVHF Vertical/ horizontal†
½	EYS1-TB	EYS11-TB	EYVF-1	EYVF-11	EVHF-1
¾	EYS2-TB	EYS21-TB*	EYVF-2	EYVF-22	EVHF-2
1	EYS3-TB	EYS31-TB*	EYVF-3	EYVF-33	EVHF-3
1¼	EYS4-TB	EYS41-TB	–	–	EVHF-4
1½	EYS5-TB	EYS51-TB	–	–	EVHF-5
2	–	EYS61-TB	–	–	EVHF-6
2½	–	EYS71-TB	–	–	EVHF-7**
3	–	EYS81-TB	–	–	–
3½	–	EYS91-TB	–	–	EVHF-9**
4	–	EYS101-TB	–	–	–

*Available in stainless steel 316, cULus listed. Replace "-TB" with "-SST".
**Made-to-order items. Consult factory for lead time and minimum quantities.
†cULus not applicable.
Sealing cement (EXSC-2, EXSC-8, EXSC-16) and packing fiber (EXPF-16) also available.

EXUN-1

EXUN series aluminum internal hubs

Hub size (in.)	5-Hole	4-Hole
½	EXUN-1	EXUN-11
¾	EXUN-2	EXUN-22
1	EXUN-3	–

LBY15-TB GYF-1

Capped elbows — female to female

Hub size (in.)	Iron	Aluminum
½	LBY15-TB	GYF-1
¾	LBY25-TB	GYF-2
1	LBY35-TB	GYF-3
1¼	LBY45-TB	GYF-4*
1½	LBY55-TB	GYF-5
2	LBY65-TB	–

*Made-to-order items. Consult factory for lead time and minimum quantities.

PLG1-TB XPLG-1

Recessed plugs

Hub size (in.)	Steel*	Aluminum
½	PLG1-TB	XPLG-1†
¾	PLG2-TB	XPLG-2†
1	PLG3-TB	XPLG-3†
1¼	PLG4-TB	XPLG-4**
1½	PLG5-TB	XPLG-5**
2	PLG6-TB	XPLG-6**
2½	PLG7-TB	–
3	PLG8-TB	–
3½	PLG9-TB	–
4	PLG10-TB	–

*Available in stainless steel 316, cULus listed.
Replace "-TB" with "-SST".
† Not UL listed and not approved for use in hazardous locations.
** UL listed E 34438

GUP214-TB

GUP explosion-proof enclosure

Description	Cat. no.
(10) hubs (¾" NPT)	GUP214-TB
(6) hubs (¾" NPT)	GUP215-TB

GASS internal hubs with installed green ground screw, cover and plugs

Hub size (in.)	Cat. no.
½	GASS-1
¾	GASS-2
1	GASS-3

GASS-1


RE21-TB

Reducing bushings

Size (NPT) (in.)	Cat. no.*
¾ to ½	RE21-TB
1 to ½	RE31-TB
1 to ¾	RE32-TB
1¼ to ½	RE41-TB
1¼ to ¾	RE42-TB
1¼ to 1	RE43-TB
1½ to ½	RE51-TB
1½ to ¾	RE52-TB
1½ to 1	RE53-TB
1½ to 1¼	RE54-TB
2 to ½	RE61-TB
2 to ¾	RE62-TB
2 to 1	RE63-TB
2 to 1¼	RE64-TB
2 to 1½	RE65-TB

*Available in stainless steel 316, cULus listed.
Replace "-TB" with "-SST".

Size (NPT) (in.)	Cat. no.*
2½ to 1	RE73-TB
2½ to 1¼	RE74-TB
2½ to 1½	RE75-TB
2½ to 2	RE76-TB
3 to 1	RE83-TB
3 to 1¼	RE84-TB
3 to 1½	RE85-TB
3 to 2	RE86-TB
3 to 2½	RE87-TB
3½ to 2	RE96-TB
3½ to 2½	RE97-TB
3½ to 3	RE98-TB
4 to 2	RE106-TB
4 to 2½	RE107-TB
4 to 3	RE108-TB

REC21-TB

REC series reducers

Size (NPT) (in.)	Cat. no.
¾ to ½–14	REC21-TB
1 to ½–14	REC31-TB
1 to ¾–14	REC32-TB

OEC1-TB

OE series iron conduit outlet bodies

Hub size (in.)	Cat. no.	Hub size (in.)	Cat. no.
½	OEC1-TB	¾	OELL2-TB
¾	OEC2-TB	½	OELR1-TB
½	OET1-TB	¾	OELR2-TB
¾	OET2-TB	½	OELB1-TB
½	OELL1-TB	¾	OELB2-TB

EXLB-1 EXT-1

Aluminum conduit bodies

Hub size (in.)	LB style	T style
½	EXLB-1	EXT-1
¾	EXLB-2	EXT-2
1	EXLB-3	EXT-3

EYD61-TB ECD15

EYD drain seals and ECD drains/breathers

Hub size (in.)	EYD	ECD
⅜	–	ECD384
¼	–	ECD284
½	EYD11-TB	ECD15*
¾	EYD21-TB	–
1	EYD31-TB	–
1¼	EYD41-TB	–
1½	EYD51-TB	–
2	EYD61-TB	–
2½	EYD71-TB	–
3	EYD81-TB	–
3½	EYD91-TB	–
4	EYD101-TB	–

* NEMA 4X rated.

Couplings and accessories

462 4252 8130

Bushed and short elbows

Conduit size (in.)	Bushed elbows	Short elbows	Nylon insulated short elbows*	Threadless nylon insulated short elbows
½	460-TB	4250	4290	8130
¾	461TB	4251	4291	8131
1	462	4252	4292	8132
1¼	463	4253	4293	–
1½	–	4254	4294	–
2	–	4255	4295	–

* UL and CSA not applicable


1440 1490

Panel connector extensions and entrance ells

Conduit size (in.)	Extension	Ell
½	1440	1490
¾	1441	1491
1	1442	1492
1¼	1443	1493
1½	–	1494
2	–	1495

600TB 3708 1250-TB

Threaded reducers, reducing washers and female reducers

Trade size (in.)	Threaded reducers Steel or M.I.	Threaded reducers Alum.	Reducing washers	Female reducers*
½ to ⅜	600TB	600ALTB	–	–
¾ to ⅜	–	–	3700	–
¾ to ½	601TB	601ALTB	3701	1250-TB
1 to ⅜	–	–	3702	–
1 to ½	602TB	602ALTB	3703	1261
1 to ¾	603TB	603ALTB	3704	1251
1¼ to ⅜	–	–	3705-TB	–
1¼ to ½	604TB	604ALTB	3706	1262
1¼ to ¾	605TB	605AL	3707	1263
1¼ to 1	606TB	606AL	3708	1252
1½ to ⅜	–	–	3709	–
1½ to ½	607	607AL	3710	–
1½ to ¾	608	608AL	3711	–
1½ to 1	609	609AL	3712	–
1½ to 1¼	610	610AL	3713	1253
2 to ½	611TB	611AL	3714	–
2 to ¾	612	612AL	3715-TB	–
2 to 1	613	613AL	3716	–
2 to 1¼	614TB	614AL	3717	–
2 to 1½	615TB	615AL	3718	1254
2½ to 2	–	–	–	1255
3 to 2½	–	–	–	1256
3½ to 3	–	–	–	1257
4 to 3½	–	–	–	1258

* Female reducers are suitable for use in hazardous locations.

8125 8124

Insulated set-screw connector and set-screw coupling

Conduit size (in.)	Insulated set-screw connector	Set-screw coupling
½	8125	8124
¾	8225	8224
1	8325	8324-TB
1¼	8425	8424
1½	8525	8524
2	8625-TB	8624
2½	8725-TB	8724
3	8825	8824-TB
3½	8855	8854
4	8975	8974

HA-211 HO-221

Nipples

Conduit size (in.)	Conduit nipples	Offset nipples
½	HA-211	HO-221
¾	HA-212	HO-222
1	HA-213	HO-223
1¼	–	HO-224
1½	–	HO-225
2	–	HO-226

674 SPCP50

Threaded Erickson® three-piece coupling and split couplings

Conduit size (in.)	Threaded Erickson® three-piece coupling Steel/M.I.	Alum.*	Split couplings**
⅜	674	–	–
½	675	675AL	SPCP50
¾	676	676AL	SPCP75
1	677	677AL	SPCP100
1¼	678	678AL	SPCP125
1½	679	679AL	SPCP150
2	680TB	680AL	SPCP200
2½	681	681AL	SPCP250
3	682	682AL	SPCP300
3½	683	683AL	SPCP350
4	684	684AL	SPCP400
4½	685	685AL	–
5	686	686AL	SPCP500
6	687	687AL	SPCP600

*Copper-free aluminum
**UL only

8123 8120

Threadless connectors and couplings

Conduit size (in.)	Threadless connectors Nylon insulated	Threadless connectors Non-insulated	Threadless couplings
½	8123	8121	8120
¾	8223	8221	8220
1	8323	8321	8320
1¼	8423	8421	8420
1½	8523	8521	8520
2	8623	8621	8620
2½	8723-TB	8721	8720
3	8823	8821	8820
3½	8853	8851	8850
4	8973	8971	8970

1245

Male enlargers*

Conduit size (in.)	Cat. no.
½ to ¾	1245
¾ to 1	1246
1 to 1¼	1244
1¼ to 1½	1247

* All items shown in this chart are suitable for use in hazardous locations.

440

TITE-BITE® combination couplings – Armored cable for threaded rigid

Conduit size (in.)	Cat. no.
½	440
¾	441
1	442

Pipe caps — Stainless steel 316

Cat. no.	Trade size (in.)	Cat. no.	Trade size (in.)
PIPECAP1/2SST	½	PIPECAP2SST	2
PIPECAP3/4SST	¾	PIPECAP21/2SST	2½
PIPECAP1SST	1	PIPECAP3SST	3
PIPECAP11/4SST	1¼	PIPECAP4SST	4
PIPECAP11/2SST	1½		

ABB Installation Products Inc.
Electrification business
860 Ridge Lake Blvd.
Memphis, TN 38120
tnb.abb.com

Customer Service: 800-816-7809
Technical Support: 888-862-3289

We reserve the right to make technical changes or modify the contents of this document without prior notice. With regard to purchase orders, the agreed particulars shall prevail. ABB Installation Products Inc. does not accept any responsibility whatsoever for potential errors or possible lack of information in this document.

We reserve all rights in this document and in the subject matter and illustrations contained therein. Any reproduction or utilization of its contents – in whole or in parts – is forbidden without prior written consent of ABB Installation Products Inc. Copyright © 2020 ABB Installation Products Inc. All rights reserved

7TKK001180 Part 2 of 2, 1.2020