



2015/2016

System pro *E* Energy Distribution – Main Catalogue

Energy Distribution Systems 2015

Content

Consumer units	1
Compact distribution boards	2
Wall-mounting and floor-standing cabinets IP43	3
TwinLine wall-mounting and floor-standing cabinets IP55	4
TriLine® switchgear cabinets	5
Fire protection enclosures / fire protection doors	6
CombiLine distribution panel system	7
SMISLINE TP	8
Busbar systems	9
Index	10

STRIEBEL & JOHN

Our product range



				Rated current up to I_{nA}	Degree of protection (IPXX)	Protection class I	Protection class II	Flush mounting	Surface mounting	Hollow wall mounting 	Space units (SU)	Cabinet depth (mm)	
Product range		Type	Chapter	I_{nA}	IP			Mounting			SU	Depth	
Consumer units	Consumer units	UK5...	1	63	30		■	■	□	□	12/56	95	
	Compact consumer units	UAI08	1	63	30/40		■	■			8/16	85/100	
	Modular consumer units	AI10N / AI11N	1	63	30		■		■		12	95	
	Hood-type consumer units	A3...	1	63	30		■		■		12/48	110	
	Hood-type consumer units	AN05S / AN008S	1	63	30		■		■		5/8	70	
Wall-mounting cabinets	Compact distribution boards	U...	2	125	31	□	■	■		□	48/288	120	
	Compact distribution boards	UL...	2	125	31	□	■	■		□	48/288	120	
	Compact distribution boards	AT...	2	125	43	□	■		■		36/288	140	
	Compact distribution boards	AL...	2	125	43	□	■		■		36/288	140	
	Meter cabinets	U cabinet	3	250	30		■	■			60/540	200	
		A cabinet	3	250	31		■		■		36/540	215	
		TwinLine-G	4	*	55	■			■		72/540	225	
		A cabinet	3	250	43		■		■		36/540	215	
		B cabinet	3	250	43	■			■		36/540	215	
		TwinLine-G	4	*	30/55	■	■		■		48/540	225	
		TwinLine-L	4	*	30/55	■	■		■		48/540	275	
		TwinLine-W	4	*	30/55	■	■		■		48/540	350	
	Switchgear cabinets	HS cabinet	3	400	43		■		■		144/576	225	
		H cabinet	3	400	43	■			■		144/576	225	
		TwinLine-G	4	*	30/55	■	■		■		144/720	225	
		TwinLine-L	4	*	30/55	■	■		■		144/720	275	
		Twinline-W	4	*	30/55	■	■		■		144/864	350	
		TriLine®	5	4000	bis 54	■			■		144/840	325/425 625/825	
Fire protection enclosures	Flush-mounted wall enclosure	...UF...	6		42 / 54		■	■				205	
	Surface-mounted wall enclosure	...AF...	6		42 / 54		■		■			396/496	
	Floor-standing enclosures	...8SF...	6		42 / 54		■		■			396/604	
	Mantle enclosure	...MF...	6		42 / 54				■			396	
	Compact electrical operating room	KEB...	6		54				■			240/340	
	Fire protection doors	...VF...	6		54				■				
	Terminal boxes	...KF...	6		42 / 54	■	■		■				

* The allowed heating for switchgear assemblies above 630 A rated current can be evidenced by the process according to section 10.10.4.2. The required values of the power loss capacity are specified in the tables on page 4/47. Above 630 A rated current the process according to 10.10.4.3 (IEC 60890) must be applied

	Colour (RAL)	Distribution or mixed configuration	Automation (Mounting plate)	Meter panels for double insulated cabinets	Distribution board panels	Combination sets	Modules on EDF mounting frame up to 400 A	Modules on WR mounting frame up to 850 A	Flanges	Plinth	Panel width 1 (250 mm)	Panel width 2 (500 mm)	Panel width 3 (750 mm)	Panel width 4 (1000 mm)	Panel width 5 (1250 mm)	Panel width 6 (1500 mm)	See catalog chapter for dimensions	Overall height 000 / 2 GU (300 mm)	Overall height 00 / 3 GU (450 mm)	Overall height 0 / 4 GU (600 mm)	Overall height 1 / 5 GU (750 mm)	Overall height 2 / 6 GU (900 mm)	Overall height 3 / 7 GU (1050 mm)	Overall height 4 / 8 GU (1200 mm)	Overall height 5 / 9 GU (1350 mm)	Overall height 8 / 12 GU (1800 mm)	Overall height 10 / 14 GU (2100 mm)	See catalog chapter for dimensions
	RAL										Panel width							Overall height										
	9016	■	□													■												■
	7035	■														■												■
	9016	■														■												■
	9016	■														■												■
	9010	■														■												■
	9016	■					■		■		■	■	■	■					■	■	■	■	■	■				
	9016	■	□				■		■		■	■	■	■					■	■	■	■	■	■				
	9016	■					■		■		■	■	■	■				■	■	■	■	■	■	■				
	9016	■	□				■		■		■	■	■	■				■	■	■	■	■	■	■				
	9016	■		□	□	□	■		■		■	■	■	■	■					■	■	■	■	■	■	■		
	9016	■		□	□	□	■		■		■	■	■	■	■				■	■	■	■	■	■	■	■		
	7035	■		□	□	□	■	■	□		■	■	■	■	■								■	■	■	■		
	9016	■		□	□	□	■		■		■	■	■	■	■				■	■	■	■	■	■	■	■		
	9016	■	□		□	□	■		■		■	■	■	■	■				■	■	■	■	■	■	■	■		
	7035	■	□	□	□	□	■	■	□	□	■	■	■	■	■					■	■	■	■	■	■	■		
	7035	■	□	□	□	□	■	■	□	□	■	■	■	■	■					■	■	■	■	■	■	■		
	7035	■		□	□	□	■		□	□	■	■	■	■												■		
	7035	■			□	□	■		□	□	■	■	■	■												■		
	7035	■	□	□	□	□	■	■	□	□	■	■	■	■	■											■		
	7035	■			□	□	■		□	□	■	■	■	■	■											■		
	7035	■	□		□	□	■	■	□	□	■	■	■	■	■	■										■	■	
	7035	■			■		■				■	■								■		■						
	7035	■			■		■				■	■	■	■						■	■					■		
	7035										■	■	■								■	■		■				
	7035															■												■
	7035										■	■	■	■						■	■		■	■		■		
	7035																									■		
	7035																											

■ Standard □ With accessories

System pro *E* comfort

Consumer units

1



Consumer units

Contents

Consumer units for hollow-wall and for flush-mounting	1/2
Media enclosures	1/8
Control panels for flush-mounting	1/9
Modular consumer units for wall-mounting	1/28
Hood-type consumer units for wall-mounting	1/32
Compact consumer units UAI / Hood-type consumer units AN	1/40

Applicable standards:
DIN VDE 0603-1
DIN 43871

Consumer units UK500

1



Consumer units UK500

Complete version and basic version



Consumer units UK500N – flush-mounted consumer units

Complete version with trim frame and door

IP30, , , , up to I_n 63 A

Consumer unit DIN VDE 0603-1, DIN 43871

Available in 1 up to 4 row versions as flush-mounted consumer units

Upgradeable for hollow-wall mounting using UZ90P4

Wall box:

- non-warp, break-proof, non-flammable, low-halogen plastic

- with cable strain relief comb

- with detachable cable inlets

Wall grips

Removable device support

With N/PE Quick-terminals

Cover with 90° quick-action screws, lead-sealable,

45 mm slots for 12 devices, expandable to 14

Labelling system

Trim frame and sheet steel door, adjustable for uneven surface,

colour: white, RAL 9016



Consumer units UK500BN – flush-mounted consumer units

Basic version without trim frame and door

IP30, , , , up to 63 A

Consumer unit DIN VDE 0603-1, DIN 43871

Available in 1 up to 4 row versions as flush-mounted consumer units

Upgradeable for hollow-wall mounting using UZ90P4

Wall box:

- non-warp, break-proof, non-flammable, low-halogen plastic

- with cable strain relief comb

- with detachable cable inlets

Wall grips

Removable device support

With N/PE Quick-terminals

Cover with 90° quick-action screws, lead-sealable,

45 mm slots for 12 devices, expandable to 14

Labelling system

*in connection with UZ90P4

Door "art line" for UK500 series

Elegance at the heart of your home


1

art line

Functional yet elegant - here's a perfect example of how easy it can be to combine these essential features.

Beautiful and perfectly formed - "art line" model with its brushed stainless steel is an embodiment of the design principle based on reducing things right down to the essentials.

The "art line" ennobles the UK500 version. "art line" opens the door to a new world of aesthetics in consumer unit design and has already become a classic in its own right.



Brushed stainless steel



Door "addition line" for UK500 series

An eye-catching focal point or your individual interior design

addition line

The "addition line" series of picture frames is quite literally as pretty as a picture. You would never believe that these high-quality ornamental items conceal a technical product.

Whether in brushed aluminium or in white colour, no other solution offers more individuality and flexibility for matching personal taste and décor.



1

White



Brushed aluminium



Door "colour line" for UK500 series

A decorative touch to lend personality to your space

1

colour line

"Colour line" gives a splash of colour to the functional and aesthetic lines of the standard trim frame and its door. The coated versions, available in the colours light grey, silver and anthracite, open up whole new creative possibilities for consumer units.



Light grey RAL 7035



Silver RAL 9006



Anthracite RAL 7016



Door "vision line" for UK500 series

To provide an aesthetic insight into the consumer units

vision line

The transparent doors for the UK500 consumer unit series have been further developed and optimised. Aesthetic and monolithic they offer a maximized view to the interior of the UK500.

The high quality models of impact resistant, high gloss polished plastic with a blue-grey shade, are glow wire tested up to 850°C.

Its self extinguishing polycarbonate material has a very high mechanical impact strength (IK 08), and being colourfast, offers an optimal view with signal lamps for example. A visual inspection of the status of individual devices is possible without opening the door.



1



Media enclosures "media line"

Communications and multimedia technology at a glance

1

media line

The rapid development of new communications and information technologies means that ever more media and communication devices are to be found in homes. Hardly anyone wants to do without the benefits that technology offers. A structured cabling arrangement is thus indispensable for a future-proofed and well-ordered installation.

The new media enclosures help you achieve this goal. You have all your media applications at a glance with the central assembly of media and communications technology in distribution cabinets.



Flush-mounted wall box
with perforated sheet steel
mounting plate and a DIN rail



Doors with ventilation holes
RAL 9016 (accessory)
For other design doors, see page 1/22



Consumer units with "tech line" control panel

Intelligently taking functional aesthetics to the next level

tech line

Thanks to the "tech line" control panel, the UK500 series consumer units offer that extra bit more. The monitoring and operation such as the control of lighting systems is taken care of by the control panel. In a way that's both easy-to-view and decorative. The control panel can be finished by the user or supplied already wired and printed by the factory.



Consumer units UK500

Mounting

1

Installation - uncompromisingly simple, quick and well thought-out

The wall grips, included as standard, have a dual purpose. On the one hand, they allow the mounting in two additional depths. On the other, they can be used as spacers where several consumer units are to be placed side by side.

The removable cable inlet allows easy insertion of incoming and outgoing cables and uses a quick, singlehand-operated push-and-stay design.


Simple push-and-stay technology and all-round ease of installation

The wall box is non-warp, non-breakable and non-flammable. It offers a large wiring space. The strain-relief comb for neat cabling is an integral part of the wall box.

There are ample further preformed cable entry points on the sides and back of the wall box.

The device support can be snapped in and is installed quickly without tools. Here too, a variety of common installation techniques have been catered for - the device support can also be fixed in position using screws. The DIN rail is double-insulated as standard in all variants.

Professional cable entry in the wall box. Cable strain relief comb.



Consumer units UK500

Mounting

If required, the slots in the cover can be extended from 12 to accommodate 14 devices. The cover is fixed into position by two 90° quick-action screws which can be sealed.

All UK500 series consumer units are suitable for hollow-wall mounting. To do this, you only need the UZ90P4 hollow wall mounting set. No special hollow wall consumer unit is required. Upgrading is incredibly simple - just as easy as the hollow-wall mounting itself.

No screws, yet nothing can slip. Fastening is as easy as fastening cable ties. The hollow wall set can also be released if needed. The pull-strap will be twisted off after the work is completed.





Trim frame and door are easy to remove. Adjustable for uneven surfaces, sealable cover with 90° quick-action screws.

The quickest way for hollow-wall mounting

The hollow-wall set is placed inside the consumer unit.

1. Turn the tab to put the wall grip into position.
2. Then just pull
3. and it's done.



Delivery options UK500 series

Complete consumer unit / Hollow-wall mounting set

1 The complete version UK500N with trim frame and door

Wall box with device support, wall grips, removable DIN rails, cover, trim frame, door, N/PE Quick-terminals and labelling system.




Media enclosure complete version UK500MV with trim frame and door with ventilation holes

Wall box with perforated sheet steel mounting plate, wire holders, DIN rail, wall grips, double socket with euro-plug insert, trim frame and door with ventilation holes.



Consumer unit with control panel FPT500 with trim frame and aluminium control panel

Wall box with device support, wall grips, removable DIN rails. Aluminium control panel unprinted and unwired. The control panel can be finished by the user or supplied already wired and printed by the factory. Control panels must only be mounted in vertical direction. Door hinged right.



Hollow-wall mounting set UZ90P4

All consumer units are designed and prepared for hollow-wall mounting

Wall boxes can be fitted with the UZ90P4 hollow-wall mounting set and are then ready for hollow-wall mounting.




Delivery options UK500 series

Basic version and media enclosures / Design doors


The basic version UK500BN without trim frame and door

Wall box with device support, wall grips, removable DIN rails, cover, N/PE Quick-terminals and labelling system.



Media enclosure UZM500MV without trim frame and door

Wall box with perforated sheet steel mounting plate, wire holder, DIN rail and wall grips.



Design doors for basic version and media enclosures



art line
Brushed stainless steel



colour line
Light grey RAL 7035



colour line
Silver RAL 9006



colour line
Anthracite RAL 7016



addition line
Picture frame door
Brushed aluminium



addition line
Picture frame door
White



vision line
Transparent door




media line
White RAL 9016
with ventilation holes

Complete version UK500N with trim frame and door

With N/PE quick-terminals

1



UK524N3 with mounted
N/PE quick-terminals (Example)

Flush-mounted consumer units – UK500N, IP30

I_n up to 63 A

Consumer unit DIN VDE 0603-1, DIN 43871

Available in 1 up to 4 row versions as flush-mounted consumer units

Upgradeable for hollow-wall mounting using UZ90P4

Wall box:

- non-warp, break-proof, non-flammable, low-halogen plastic
- with cable strain relief comb
- with detachable cable inlets

Wall grips

Removable device support

With N/PE Quick-terminals

Cover with 90° quick-action screws, lead-sealable

45 mm slots for 12 devices, expandable to 14

Labelling system

Trim frame and sheet steel door, adjustable for uneven surface

Colour: White, RAL 9016

*In connection with UZ90P4



UK512N2



UK524N3



UK536N3



UK548N3



Article	H x W x D in mm	SU	Type	Ord. no.	Price
Flush-mounted consumer units, 1-row					
Niche dimensions	335 x 350 x 95	12 / 13*	UK512N2	2CPX031281R9999	
Wall cut out dimensions for hollow-wall mounting	308 x 327 x 88				
With mounted N/PE quick-terminals:					
Quick-carrier: ZK11					
Quick-terminals: ZK82B, ZK51B, ZK113G					
Flush-mounted consumer units, 2-row					
Niche dimensions	460 x 350 x 95	24 / 28*	UK524N3	2CPX031282R9999	
Wall cut out dimensions for hollow-wall mounting	433 x 327 x 88				
With mounted N/PE quick-terminals:					
Quick-carrier: ZK11					
Quick-terminal: 2 x ZK82B, ZK50B, ZK144G					
Flush-mounted consumer units, 3-row					
Niche dimensions	585 x 350 x 95	36 / 41*	UK536N3	2CPX031283R9999	
Wall cut out dimensions for hollow-wall mounting	558 x 327 x 88				
With mounted N/PE quick-terminals:					
Quick-carrier: ZK11					
Quick-terminals: 2 x ZK113B, ZK175G, ZK50BT					
Flush-mounted consumer units, 4-row					
Niche dimensions	710 x 350 x 95	48 / 56*	UK548N3	2CPX031284R9999	
Wall cut out dimensions for hollow-wall mounting	683 x 327 x 88				
With mounted N/PE quick-terminals:					
Quick-carrier: ZK11					
Quick-terminals: ZK144B, ZK82B, ZK206G, ZK50BT					

> For the technical specifications of the UK500 trim frame dimensions, see page 1/26

Basic version UK500BN without trim frame and door

With N/PE quick-terminals



UK524BN3 with mounted N/PE quick-terminals (Example)



UK512BN2



UK524BN3



UK536BN3



UK548BN3



Flush-mounted consumer units – UK500BN, IP30

I_n up to 63 A

Consumer unit DIN VDE 0603-1, DIN 43871

Available in 1 up to 4 row versions as flush-mounted consumer units

Upgradeable for hollow-wall mounting using UZ90P4

Wall box:

- non-warp, break-proof, non-flammable, low-halogen plastic
- with cable strain relief comb
- with detachable cable inlets

Wall grips

Removable device support

With N/PE Quick-terminals

Cover with 90° quick-action screws, lead-sealable

45 mm slots for 12 devices, expandable to 14

Labelling system

*in connection with UZ90P4

Article	H x W x D in mm	SU	Type	Ord. no.	Price
Flush-mounted consumer units, 1-row					
Niche dimensions	335 x 350 x 95	12 (14*)	UK512BN2	2CPX031285R9999	
Wall cut out dimensions for hollow-wall mounting	308 x 327 x 88				
With mounted N/PE quick-terminals:					
Quick-carrier: ZK11					
Quick-terminals: ZK82B, ZK51B, ZK113G					
Flush-mounted consumer units, 2-row					
Niche dimensions	460 x 350 x 95	24 / 28*	UK524BN3	2CPX031286R9999	
Wall cut out dimensions for hollow-wall mounting	433 x 327 x 88				
With mounted N/PE quick-terminals:					
Quick-carrier: ZK11					
Quick-terminals: 2 x ZK82B, ZK50B, ZK144G					
Flush-mounted consumer units, 3-row					
Niche dimensions	585 x 350 x 95	36 (42*)	UK536BN3	2CPX031287R9999	
Wall cut out dimensions for hollow-wall mounting	558 x 327 x 88				
With mounted N/PE quick-terminals:					
Quick-carrier: ZK11					
Quick-terminals: 2 x ZK113B, ZK175G, ZK50BT					
Flush-mounted consumer units, 4-row					
Niche dimensions	710 x 350 x 95	48 / 56*	UK548BN3	2CPX031288R9999	
Wall cut out dimensions for hollow-wall mounting	683 x 327 x 88				
With mounted N/PE quick-terminals:					
Quick-carrier: ZK11					
Quick-terminals: ZK144B, ZK82B, ZK206G, ZK50BT					

*In connection with a standard door, "vision line" or "colour line" with TIP-in closure there will be one space unit less.


> For the technical specifications of the UK500 trim frame dimensions, see page 1/26

N/PE quick-terminals

Standardised, future-oriented and flexible

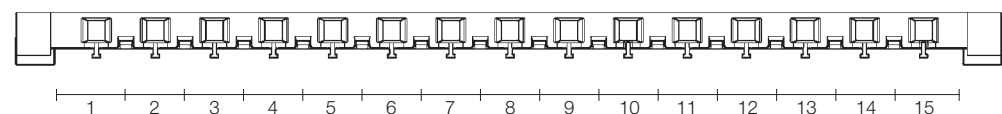
1 Tidy and flexible installation

The N/PE Quick-terminals simplify your work: Just choose the right terminal blocks and plug them in!
Extremely flexible in terms of expandability, these N/PE Quick-terminals are unmatched for safe, efficient and future-oriented conductor connections.



Product benefits

- Flexible terminal system for several N power circuits:
Screw connections: 2.5 to 25 mm² with steep conductor;
up to 25 mm² with flexible conductor with sleeve;
spring terminals: 1.5 to 4 mm² with steep conductor; 2.5 mm² with flexible conductor with sleeve
- Optimal when using several residual current circuit breakers (RCDs)
- Ease of expansion using connecting bridges
- Precise assignment of the terminal blocks (clear colour coding: N = blue, PE = yellow-green)
- Easy labelling of the terminals (DIN VDE 0603 Part 1) using pre-printed, self-adhesive number strips
- Wide range of applications: can be used with the UK500 and A300 consumer unit series, in all compact distribution boards, and with all meter-, wall-mounting and floor-standing cabinets.



quick carrier type ZK11

units

N/PE Klemmblöcke	N Quick-Steckklemmen	Schraubanschluss-technik	Federklemm-technik	PE Quick-Steckklemmen	Schraubanschluss-technik	Federklemm-technik
	 ZK50B	0 x 25 mm ²	5 x 1,5 - 4 mm ²	-	-	-
	 ZK51B	1 x 25 mm ²	5 x 1,5 - 4 mm ²	 ZK51G	1 x 25 mm ²	5 x 1,5 - 4 mm ²
	 ZK82B	2 x 25 mm ²	8 x 1,5 - 4 mm ²	 ZK82G	2 x 25 mm ²	8 x 1,5 - 4 mm ²
	 ZK113B	3 x 25 mm ²	11 x 1,5 - 4 mm ²	 ZK113G	3 x 25 mm ²	11 x 1,5 - 4 mm ²
	 ZK144B	4 x 25 mm ²	14 x 1,5 - 4 mm ²	 ZK144G	4 x 25 mm ²	14 x 1,5 - 4 mm ²
	 ZK175B	5 x 25 mm ²	17 x 1,5 - 4 mm ²	 ZK175G	5 x 25 mm ²	17 x 1,5 - 4 mm ²
	 ZK206B	6 x 25 mm ²	20 x 1,5 - 4 mm ²	 ZK206G	6 x 25 mm ²	20 x 1,5 - 4 mm ²
	 ZK50BT	0 x 25 mm ²	5 x 1,5 - 4 mm ²	-	-	-

N/PE quick-terminals

Accessories / equipment with UK500BN



ZK113B



ZK50BT



ZK113G




ZK10P10




ZK11



ZK15



ZK210



ZK211

Article	Number of terminals 1.5 - 4 mm ²	Number of terminals 2.5 - 25 mm ²	External dimensions H x W x D in mm	Pieces	Type	Ord. no.	Price
N Quick-terminals For quick carriers	5 x 1,5 - 4	0 x 25	23 x 32 x 21	1	ZK50B	2CPX062750R9999	
	5 x 1,5 - 4	1 x 25	32 x 32 x 31	1	ZK51B	2CPX062751R9999	
	8 x 1,5 - 4	2 x 25	32 x 49 x 31	1	ZK82B	2CPX062752R9999	
	11 x 1,5 - 4	3 x 25	32 x 65 x 31	1	ZK113B	2CPX062753R9999	
	14 x 1,5 - 4	4 x 25	32 x 82 x 31	1	ZK144B	2CPX062754R9999	
	17 x 1,5 - 4	5 x 25	32 x 98 x 31	1	ZK175B	2CPX062755R9999	
	20 x 1,5 - 4	6 x 25	32 x 115 x 31	1	ZK206B	2CPX062756R9999	
N Quick-terminal with adapter ZK15 For lateral assembly to the UK5... , A3... or for fastening to the DIN rail	5 x 1,5 - 4	0 x 25	28 x 39 x 25	1	ZK50BT	2CPX062745R9999	
PE Quick-terminals For quick carriers	5 x 1,5 - 4	1 x 25	32 x 32 x 31	1	ZK51G	2CPX062757R9999	
	8 x 1,5 - 4	2 x 25	32 x 49 x 31	1	ZK82G	2CPX062758R9999	
	11 x 1,5 - 4	3 x 25	32 x 65 x 31	1	ZK113G	2CPX062759R9999	
	14 x 1,5 - 4	4 x 25	32 x 82 x 31	1	ZK144G	2CPX062760R9999	
	17 x 1,5 - 4	5 x 25	32 x 98 x 31	1	ZK175G	2CPX062761R9999	
	20 x 1,5 - 4	6 x 25	32 x 115 x 31	1	ZK206G	2CPX062762R9999	
Connecting bridges for Quick-terminals				10	ZK10P10	2CPX062763R9999	
Quick carriers For consumer units UK5... Usable width for Quick-terminals 247 mm				1	ZK11	2CPX064980R9999	
Adapter for ZK50B Engaging the ZK50B N Quick-terminal in the adapter ZK15, leads to ZK50BT to be laterally fastened UK5... , A3 or to the DIN rail				1	ZK15	2CPX064984R9999	
N/PE quick-terminal-set for UK... In combination with quick-carrier ZK11 and quick-terminals: ZK82B: N 2 x 25 + 8 x 4 mm ² ZK82B: N 2 x 25 + 8 x 4 mm ² ZK50B: N 5 x 4 mm ² ZK144G: PE 4 x 25 + 14 x 4 mm ²				1 Set	ZK210	2CPX063128R9999	
N/PE quick-terminal-set for UK... In combination with quick-carrier ZK11 and quick-terminals: ZK144B: N 4 x 25 + 14 x 4 mm ² ZK82B: N 2 x 25 + 8 x 4 mm ² ZK206G: PE 6 x 25 + 20 x 4 mm ²				1 Set	ZK211	2CPX063129R9999	

Complete version UK500 with trim frame and doors

With screwable N/PE terminals

1



2CPX077600R9999

UK510E



2CPX077601R9999

UK520E



2CPX077602R9999

UK530E



2CPX077603R9999

UK540E

Article	H x W x D in mm	SU	Type	Ord. no.	Price
Flush-mounted consumer units, 1-row					
Niche dimensions for flush-mounting					
Wall cut out dimensions for hallow wall mounting					
With screwable N/PE terminals and sheet steel door	335 x 350 x 95 308 x 327 x 88	12 (13)	UK510E	2CPX077600R9999	
With screwable N/PE terminals and transparent door	335 x 350 x 95 308 x 327 x 88	12 (13)	UK510ETT	2CPX031017R9999	
Without N/PE terminals	335 x 350 x 95 308 x 327 x 88	12 (13)	UK510KE	2CPX031001R9999	
With screwable N/PE terminals	335 x 350 x 95	12 (13)	UK510SN	2CPX030819R9999	
With sheet steel door and cable inlet for tubes	308 x 327 x 88				
Flush-mounted consumer units, 2-row					
Niche dimensions for flush-mounting					
Wall cut out dimensions for hallow wall mounting					
With screwable N/PE terminals and sheet steel door	460 x 350 x 95 433 X 327 x 88	24 (28)	UK520E	2CPX077601R9999	
With screwable N/PE terminals and transparent door	460 x 350 x 95 433 X 327 x 88	24 (28)	UK520ETT	2CPX031018R9999	
Without N/PE terminals	460 x 350 x 95 433 X 327 x 88	24 (28)	UK520KE	2CPX031002R9999	
With screwable N/PE terminals	460 x 350 x 95	24 (28)	UK520SN	2CPX030820R9999	
With sheet steel door and cable inlet for tubes	433 X 327 x 88				
Flush-mounted consumer units, 3-row					
Niche dimensions for flush-mounting					
Wall cut out dimensions for hallow wall mounting					
With screwable N/PE terminals and sheet steel door	585 x 350 x 95 558 X 327 x 88	36 (41)	UK530E	2CPX077602R9999	
With screwable N/PE terminals and transparent door	585 x 350 x 95 558 X 327 x 88	36 (41)	UK530ETT	2CPX031019R9999	
Without N/PE terminals	585 x 350 x 95 558 X 327 x 88	36 (41)	UK530KE	2CPX031003R9999	
With screwable N/PE terminals	585 x 350 x 95	36 (41)	UK530SN	2CPX030821R9999	
With sheet steel door and cable inlet for tubes	558 X 327 x 88				
Flush-mounted consumer units, 4-row					
Niche dimensions for flush-mounting					
Wall cut out dimensions for hallow wall mounting					
With screwable N/PE terminals and sheet steel door	710 x 350 x 95 683 X 327 x 88	48 (56)	UK540E	2CPX077603R9999	
With screwable N/PE terminals and transparent door	710 x 350 x 95 683 X 327 x 88	48 (56)	UK540ETT	2CPX031020R9999	
Without N/PE terminals	710 x 350 x 95 683 X 327 x 88	48 (56)	UK540KE	2CPX031004R9999	
With screwable N/PE terminals	710 x 350 x 95	48 (56)	UK540SN	2CPX030822R9999	
With sheet steel door and cable inlet for tubes	683 X 327 x 88				

> Dimensions and technical details, see page 1/26


Notes

1

Media enclosure with and without trim frame and door

Consumer unit with control panel FPT500

1



UK530MV

2CPX030839R9999



UZM530MV

2CPX030985R9999



FPT520

2CPX030825R9999

Article	Remark	H x W x D in mm	Type	Ord. no.	Price
Flush-mounted consumer unit with trim frame and door					
Wall box with perforated sheet steel mounting plate, wire holders, DIN rail, wall grips, double socket with euro-plug insert, trim frame	Niche dimensions	585 x 350 x 95	UK530MV	2CPX030839R9999	
	Wall cut out dimensions	558 x 327 x 88			
	Mounting plate dimensions	447 x 277 x 1.5			
and door with ventilation holes	Niche dimensions	710 x 350 x 95	UK540MV	2CPX030840R9999	
	Wall cut out dimensions	638 x 327 x 88			
	Mounting plate dimensions	572 x 277 x 1.5			

Flush wall box without door					
With perforated sheet steel mounting plate, wire holders, DIN rail and wall grips	Niche dimensions	585 x 350 x 95	UZM530MV	2CPX030985R9999	
	Wall cut out dimensions	558 x 327 x 88			
	Mounting plate dimensions	447 x 277 x 1.5			
	Niche dimensions	710 x 350 x 95	UZM540MV	2CPX030986R9999	
	Wall cut out dimensions	683 x 327 x 88			
	Mounting plate dimensions	572 x 277 x 1.5			

	Internal dimensions of the control panel	External dimensions of the control panel			
Article	H x W in mm	H x W x D in mm	Type	Ord. no.	Price
Consumer unit with control panel					
Wall box with device support, removable DIN rails. Aluminium control panel unprinted and unwired. The control panel can be finished by the user or supplied already wired and print- ed by the factory. Control panels must only be mounted in vertical direction. Door hinged right.	282 x 293	362 x 374 x 22	FPT510	2CPX030825R9999	
	403 x 293	487 x 374 x 22	FPT520	2CPX030826R9999	
	528 x 293	612 x 374 x 22	FPT530	2CPX030827R9999	

- > For the technical specifications of the UK500 trim frame dimensions, see page 1/26
- > For the usable surface of the front plate panel, see page 1/27

Multimedia enclosures

Accessories



ZX29



ZE225



ED57P10



ED44P10



ZX287P10

Article	Pieces	Type	Ord. no.	Price
Cross member For double socket	1	ZX29	2CPX061178R9999	
Double socket with euro-plug insert For supplying 230 V power to power supplies	1	ZE225	2CPX061177R9999	
Adapter To fasten the ED44P10 wire holder to the perforated sheet steel mounting plate	10	ED57P10	2CPX061179R9999	
Wire holder 28.5 mm	10	ED44P10	2CPX062335R9999	
Screws M4 x14 thread rolling For the perforated sheet steel mounting plate	10	ZX287P10	2CPX061180R9999	

Doors for UK500BN / UZM500MV

Door selection

1



2CPX030854R9999

BL520



2CPX030918R9999

BL528D



2CPX030858R9999

BL521D



2CPX030897R9999

BL527D

Article	To be used with...	Internal Trim frame dimension H x W x D in mm	External Trim frame dimension H x W x D in mm	Type	Ord. no.	Price
Trim frame with door (complete version)						
Colour: white, RAL 9016 sheet steel, powder coated	UK51...	282 x 297 x 33	352 x 367 x 9	BL510	2CPX030853R9999	
	UK52...	407 x 297 x 33	477 x 367 x 9	BL520	2CPX030854R9999	
	UK53...	532 x 297 x 33	602 x 367 x 9	BL530	2CPX030855R9999	
	UK54...	657 x 297 x 33	727 x 367 x 9	BL540	2CPX030856R9999	
art line						
Brushed stainless steel	UK52...	407 x 297 x 33	490 x 407 x 39	BL528D	2CPX030918R9999	
	UK53...	532 x 297 x 33	615 x 407 x 39	BL538D	2CPX030919R9999	
addition line						
Picture frame door brushed aluminium	UK52...	407 x 297 x 27	487 x 378 x 26	BL521D	2CPX030858R9999	
	UK53...	532 x 297 x 27	612 x 378 x 26	BL531D	2CPX030859R9999	
Picture frame door Colour: white, RAL 9016	UK52...	407 x 297 x 27	487 x 374 x 22	BL527D	2CPX030897R9999	
	UK53...	532 x 297 x 27	612 x 374 x 22	BL537D	2CPX030898R9999	

> For the technical specifications of the UK500 trim frame dimensions, see page 1/26

> For the dimensions of the trim frame door, see page 1/27

Doors for UK500BN / UZM500MV

Door selection



2CPX031252R9999

BL526C



2CPX031256R9999

BL527C



2CPX031260R9999

BL528C



2CPX030837R9999

BL530K



2CPX030990R9999

BL530L

	To be used with...	Internal dimensions of the trim cover	External dimensions of the trim cover			
Article		H x W x D in mm	H x W x D in mm	Type	Ord. no.	Price
colour line						
Trim frame with door Colour: Anthracite RAL 7016	UK51...	282 x 297 x 33	352 x 367 x 9	BL516C	2CPX031251R9999	
	UK52...	407 x 297 x 33	477 x 367 x 9	BL526C	2CPX031252R9999	
	UK53...	532 x 297 x 33	602 x 367 x 9	BL536C	2CPX031253R9999	
	UK54...	657 x 297 x 33	727 x 367 x 9	BL546C	2CPX031254R9999	
Trim frame with door Colour: Silver RAL 9006	UK51...	282 x 297 x 33	352 x 367 x 9	BL517C	2CPX031255R9999	
	UK52...	407 x 297 x 33	477 x 367 x 9	BL527C	2CPX031256R9999	
	UK53...	532 x 297 x 33	602 x 367 x 9	BL537C	2CPX031257R9999	
	UK54...	657 x 297 x 33	727 x 367 x 9	BL547C	2CPX031258R9999	
Trim frame with door Colour: Light grey RAL 7035	UK51...	282 x 297 x 33	352 x 367 x 9	BL518C	2CPX031259R9999	
	UK52...	407 x 297 x 33	477 x 367 x 9	BL528C	2CPX031260R9999	
	UK53...	532 x 297 x 33	602 x 367 x 9	BL538C	2CPX031261R9999	
	UK54...	657 x 297 x 33	727 x 367 x 9	BL548C	2CPX031262R9999	
vision line						
Transparent door	UK51...	282 x 297 x 33	352 x 367 x 9	BL510K	2CPX030835R9999	
	UK52...	407 x 297 x 33	477 x 367 x 9	BL520K	2CPX030836R9999	
	UK53...	532 x 297 x 33	602 x 367 x 9	BL530K	2CPX030837R9999	
	UK54...	657 x 297 x 33	727 x 367 x 9	BL540K	2CPX030838R9999	
media line						
Trim frame and door with ventilation holes Colour: white, RAL 9016 sheet steel, powder-coated	UZM530MV	532 x 297 x 33	602 x 367 x 9	BL530L	2CPX030990R9999	
	UZM540MV	657 x 297 x 33	727 x 367 x 9	BL540L	2CPX030991R9999	

> For the technical specifications of the UK500 trim frame dimensions, see page 1/26

Consumer units UK500

Spare parts and accessories

1



UZ7



UZM520



UZ4P2



UZ530G



UZ520A



UZ90P4



AP520



ZK507



ZA120

Article	Pieces	Type	Ord. no.	Price
Door hinge set UK500	1	UZ7	2CPX030917R9999	
Wall box with wall grips				
To be used with UK51...	1	UZM510	2CPX030805R9999	
To be used with UK52...	1	UZM520	2CPX030806R9999	
To be used with UK53...	1	UZM530	2CPX030807R9999	
To be used with UK54...	1	UZM540	2CPX030808R9999	
Wall grips To fix the wall box in two mounting depths	4	UZ4P2	2CPX062447R9999	
DIN rail with device support				
To be used with UK51...	1	UZ510G	2CPX030841R9999	
To be used with UK52...	1	UZ520G	2CPX030842R9999	
To be used with UK53...	1	UZ530G	2CPX030843R9999	
To be used with UK54...	1	UZ540G	2CPX030844R9999	
Cover with 90° quick-action screws				
To be used with UK51...	1	UZ510A	2CPX030845R9999	
To be used with UK52...	1	UZ520A	2CPX030846R9999	
To be used with UK53...	1	UZ530A	2CPX030847R9999	
To be used with UK54...	1	UZ540A	2CPX030848R9999	
Hollow-wall mounting set To modify the flush-mounting consumer unit into a hollow-wall consumer unit UK500 (type label and 20 cable ties included) wall thickness min. 8 mm, max. 35 mm	1	UZ90P4	2CPX062563R9999	
On wall mounting set For wall mounting or partially recessed installation				
To be used with UK51...	1	AP510	2CPX030849R9999	
To be used with UK52...	1	AP520	2CPX030850R9999	
To be used with UK53...	1	AP530	2CPX030851R9999	
To be used with UK54...	1	AP540	2CPX030852R9999	
N-RCD-busbar 3 x 16 mm ² + 2 x 10 mm ² Cu screwable	1	ZK507	2CPX030892R9999	
Touch-up applicator Colour RAL 9016, 12 ml	1	ZA120	2CPX039043R9999	

Consumer units UK500

Spare parts and accessories



UZ3



ZA89P20



UZ520M



UZ530L



UZ2



UZ1



ZA3P5



UZ5



UZ52



UZ84

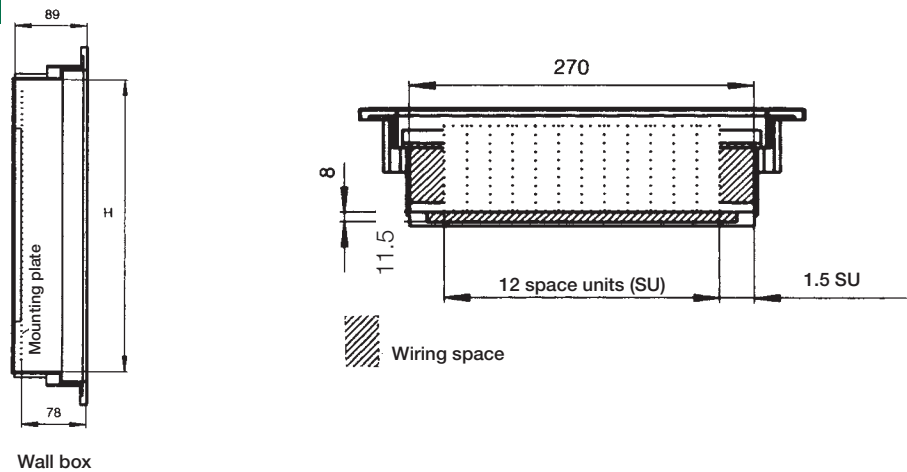
Article	Pieces	Type	Ord. no.	Price
Labelling system Self-adhesive, for identifying circuits, 17.5 mm	1	UZ3	2CPX030882R9999	
Screws 20 pcs. for fixing DIN rails and mounting plates	1	ZA89P20	2CPX062376R9999	
Mounting plate, sheet steel, galvanised To be used with UK51..., H x W = 130 x 255 mm To be used with UK52..., H x W = 255 x 255 mm To be used with UK53..., H x W = 380 x 255 mm To be used with UK54..., H x W = 505 x 255 mm	1 1 1 1	UZ510M UZ520M UZ530M UZ540M	2CPX030872R9999 2CPX030873R9999 2CPX030874R9999 2CPX030875R9999	
Perforated mounting plate for media enclosures To be used with UK53..., H x W = 447 x 227 mm To be used with UK54..., H x W = 572 x 227 mm	1 1	UZ530L UZ540L	2CPX030992R9999 2CPX030993R9999	
TIP-in-closure Colour: white	1	UZ2	2CPX030885R9999	
Closure with lock With 2 keys	1	UZ1	2CPX030870R9999	
Slot cover, 5 pcs. Colour: white, RAL 9016	5	ZA3P5	2CPX062385R9999	
Cable inlet for wall box Top or bottom, 1 to 4 rows	1	UZ5	2CPX030871R9999	
Vertical partition 1-row 2-row 3-row 4-row	1 1 1 1	UZ51 UZ52 UZ53 UZ54	2CPX030878R9999 2CPX030879R9999 2CPX030880R9999 2CPX030881R9999	
Horizontal partition	1	UZ84	2CPX030877R9999	

Consumer units UK500

Planning, assembly and dimensions

1

Dimension and space for wiring

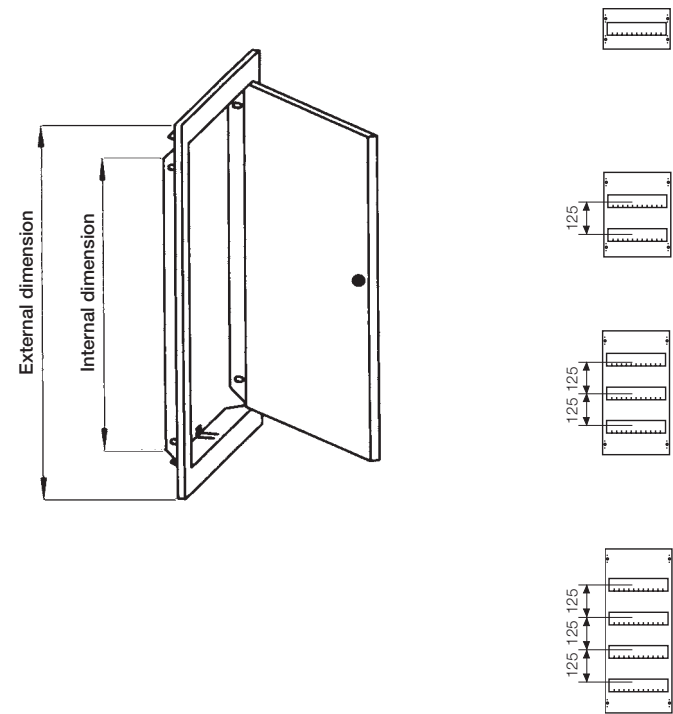


Power loss and height

DIN 43871 with over temperature ΔT^*

Type	Power loss (W)			Height in mm
	ΔT 20 K	ΔT 25 K	ΔT 30 K	
UK51...	10.0	13.0	16.0	250
UK52...	11.5	15.0	19.0	375
UK53...	14.5	19.0	24.0	500
UK54...	16.5	21.5	27.0	625

* ΔT is the temperature difference between upper temperature rise limit, mounted devices and ambient.



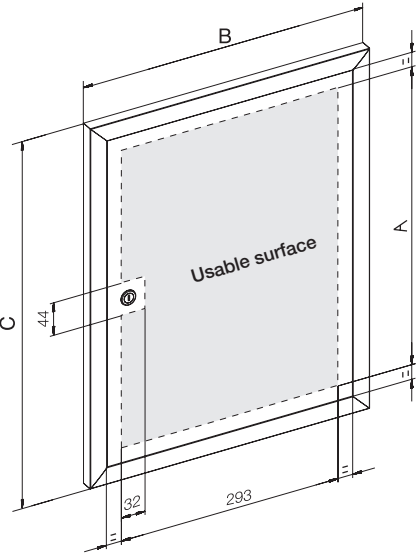
Trim frame dimensions

Type	Int. dimension H x W in mm	Ext. dimension H x W in mm	Weight in kg
BL510	282 x 297	352 x 367	1.5
BL516C	282 x 297	352 x 367	1.5
BL517C	282 x 297	352 x 367	1.5
BL517C	282 x 297	352 x 367	1.5
BL510K	282 x 297	352 x 367	1.5
BL520	407 x 297	477 x 367	1.9
BL526C	407 x 297	477 x 367	1.9
BL527C	407 x 297	477 x 367	1.9
BL528C	407 x 297	477 x 367	1.9
BL520K	407 x 297	477 x 367	1.9
BL530	532 x 297	602 x 367	2.3
BL536C	532 x 297	602 x 367	2.3
BL537C	532 x 297	602 x 367	2.3
BL538C	532 x 297	602 x 367	2.3
BL530K	532 x 297	602 x 367	2.3
BL530L	532 x 297	602 x 367	2.3
BL540	657 x 297	727 x 367	2.7
BL546C	657 x 297	727 x 367	2.7
BL547C	657 x 297	727 x 367	2.7
BL548C	657 x 297	727 x 367	2.7
BL540K	657 x 297	727 x 367	2.7
BL540L	657 x 297	727 x 367	2.7

Dimensions in mm

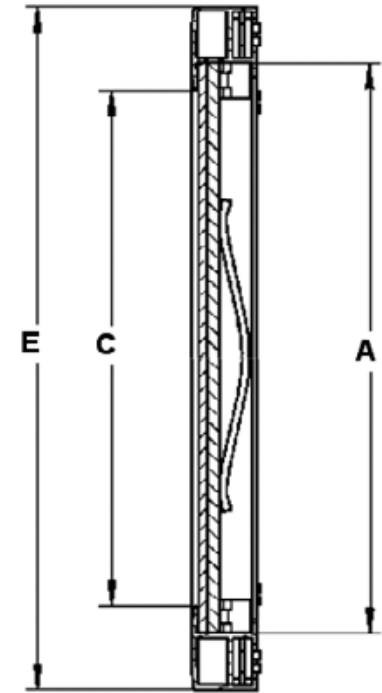
Consumer units UK500

Planning, assembly and dimensions



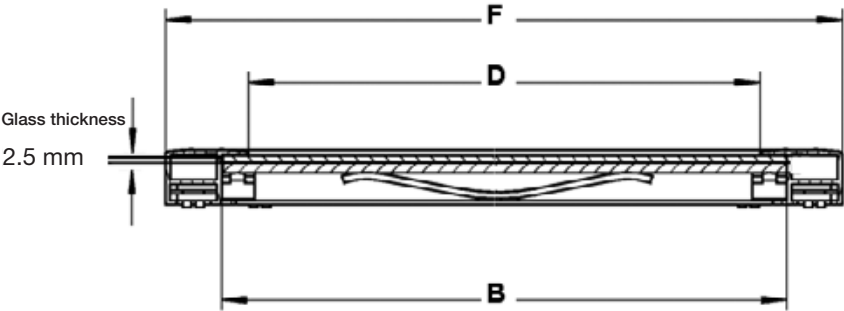
Control panel

Type	A	B	C
FPT510	278	374	362
FPT520	403	374	487
FPT530	528	374	612



Picture frame door

Type	A	B	C	D	E	F
BL521D	417	308	402	293	487	378
BL531D	542	308	526	293	612	378
BL527D	456	343	441	328	487	374
BL537D	581	343	566	328	612	374



Dimensions in mm


Modular consumer units AI10N / AI11N


1



Modular consumer units AI10N / AI11N



Basic enclosure
IP30 
DIN VDE 0603-1, DIN 43871
DIN rail spacing 150 mm
Colour: white, RAL 9016
Basic enclosure with connection slider, top and bottom
N/PE quick rails must be ordered separately

Modular enclosures
IP30 
DIN VDE 0603-1, DIN 43871
DIN rail spacing 150 mm
Colour: white, RAL 9016
Modular enclosure with connecting parts
N/PE quick rails must be ordered separately

The modular consumer units from STRIEBEL & JOHN are ideally suited to realize object-based combinations of consumer units. The basic enclosure AI10N with its cable inlets and the modular enclosure AI11N with the connection parts offer 12 space units respectively and can be assembled at a flick of the wrist.

The consumer units can be extended at any time by adding another modular enclosure. The cable inlets with numerous knock-outs for cables and conduits and additional knockouts at the sides and back ensure neat cable arrangements. The DIN rail spacing of 150 mm facilitates the connection of incoming and outgoing cables.

The pluggable N and PE rails are selected according to the number of cables and can be fastened to the top or bottom or also between rows.

The devices are protected by a transparent flap cover and are mounted to the device carrier rail that can be fastened to three common device widths.

Modular consumer units AI10N / AI11N

Spare parts and accessories

1



AI10N

2CPX031430R9999



AI11N

2CPX031431R9999



ZK130



ZA3P5



ZA51



ZA52



ZK108

Article	H x W x D in mm	Type	Ord. no.	Price
Modular consumer units IP30, 12 SU, □				
AI10N basic enclosure	240 x 250 x 95	AI10N	2CPX031430R9999	

Modular consumer units IP30, 12 SU, □				
AI11N modular enclosure in combination with basic enclosure	155 x 250 x 95	AI11N	2CPX031431R9999	

Article	Pieces	Type	Ord. no.	Price
N/PE rail mounted to carrier 3 x 16 mm ² + 10 x 10 mm ² , respectively	1	ZK130	2CPX038366R9999	
N/PE rail mounted to carrier 3 x 16 mm ² + 16 x 10 mm ² , respectively	1	ZK131	2CPX038367R9999	
N/PE rail mounted to carrier 5 x 16 mm ² + 20 x 10 mm ² , respectively	1	ZK132	2CPX038368R9999	

Slot cover Colour: white, RAL 9016	5	ZA3P5	2CPX062385R9999	
--	---	-------	-----------------	--

Flap cover	1	ZA51	2CPX038444R9999	
-------------------	---	------	-----------------	--

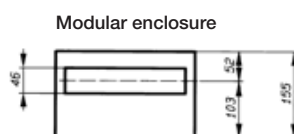
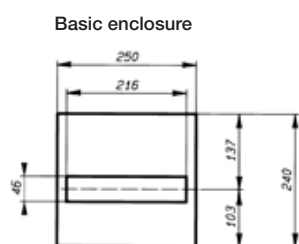
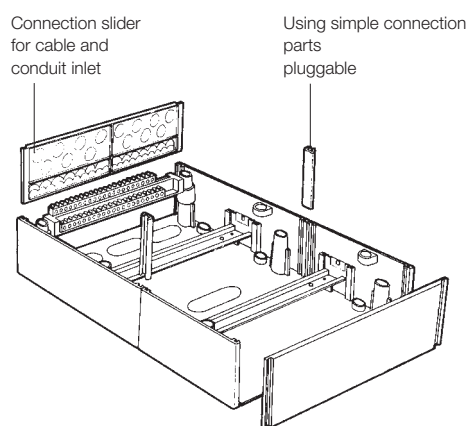
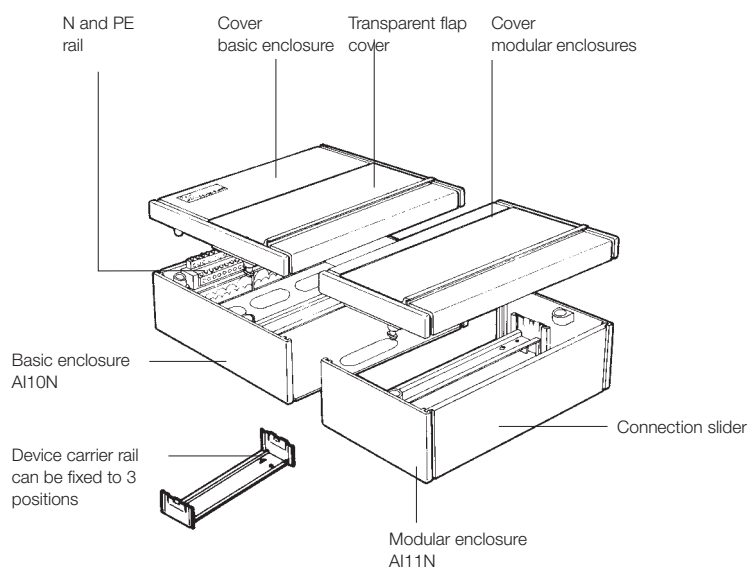
Connection slider for cables	1	ZA52	2CPX038445R9999	
-------------------------------------	---	------	-----------------	--

Connection terminal 3 x 25 mm ² to be screwed to N/PE rails with connection screws, to be used with N/PE rails for UAI08, AN05S, AN08S, AI10N, AI11N	1	ZK108	2CPX038330R9999	
--	---	-------	-----------------	--

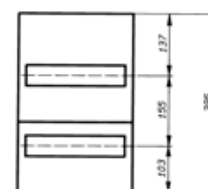
Modular consumer units AI10N / AI11N

Planning, assembly and dimensions

1



AI10N + AI11N



2-row combination

Hood-type consumer units A300



1



Hood-type consumer units A300N

N/PE Quick-terminals



Hood-type consumer units A300N
VDE 0603-1
DIN 43871
Degree of protection IP30

Protection class II, 
Removable device support
N/PE Quick-terminals
Colour RAL 9016, common white
Without door

1

The A300 by STRIEBEL & JOHN is well known by those who modernise and renovate old buildings. This practical and versatile hood-type consumer unit is ideally suited for wall-mounting assembly. It is not only quick and easy to assemble, but the timeless design ensures that it also fits harmoniously into any environment.

The basic enclosure with one-piece rear is made of robust plastic and is very durable. Thanks to the freely positionable N/RCD-terminal block, pre-printed lead-in for cable conduits, comfortable expansion to the top, bottom or sides, the A300 is extremely easy to install. The enlarged upper connection space on the 2, 3 and 4-row models, as well as the time-saving snap-in device support, make work on the consumer unit even easier and more comfortable.

Specially designed accessories and spare parts guarantee that the A300 will be a flexible and reliable partner for the renovation and modernisation of old buildings as well as new premises.

Hood-type consumer unit A300N without door

N/PE Quick-terminals

1



A324N3 with mounted
N/PE quick-terminals (Example)




A312N2




A324N3



A336N3



A348N3



Surface-mounted hood-type consumer units – A300N, IP30
VDE 0603-1
DIN 43871
Removable device support
With N/PE Quick-terminals
Colour RAL 9016, common white
Without door

Article	H x W x D in mm	SU	Type	Ord. no.	Price
Surface-mounted hood-type consumer units – A300N, IP30					
1-row	245 x 295 x 110	12 / 13*	A312N2	2CPX031291R9999	
With mounted N/PE quick-terminals:					
Quick-carrier: ZK12					
Quick-terminal: ZK82B, ZK51B, ZK143G					
2-row	385 x 295 x 110	24 / 26*	A324N3	2CPX031292R9999	
With mounted N/PE quick-terminals:					
Quick-carrier: ZK12					
Quick-terminal: 2 x ZK82B, ZK50B, ZK144G					
3-row	510 x 295 x 110	36 (39*)	A336N3	2CPX031293R9999	
With mounted N/PE quick-terminals:					
Quick-carrier: ZK12					
Quick-terminal: ZK113B, ZK175G					
Quick-carrier: ZK12					
Quick-terminal: ZK113B, ZK50B					
4-row	635 x 295 x 110	48 / 52*	A348N3	2CPX031294R9999	
With mounted N/PE quick-terminals:					
Quick-carrier: ZK12					
Quick-terminal: ZK114B, ZK206G					
Quick-carrier: ZK12					
Quick-terminal: ZK28B, ZK50B					

*With sheet steel or a transparent doors, there will be one space unit less as reserve.

Hood-type consumer unit A300N

Transparent doors / sheet steel doors



Article	Pieces	Type	Ord. no.	Price
Transparent doors, to be used with:				
Hood-type consumer unit, 1-row, A312N2	1	A360	2CPX031635R9999	
Hood-type consumer unit, 2-row, A324N3	1	A361	2CPX031636R9999	
Hood-type consumer unit, 3-row, A336N3	1	A362	2CPX031637R9999	
Hood-type consumer unit, 4-row, A348N3	1	A363	2CPX031638R9999	
Sheet steel doors, to be used with:				
Hood-type consumer unit, 1-row, A312N2	1	A368	2CPX031631R9999	
Hood-type consumer unit, 2-row, A324N3	1	A369	2CPX031632R9999	
Hood-type consumer unit, 3-row, A336N3	1	A370	2CPX031633R9999	
Hood-type consumer unit, 4-row, A348N3	1	A371	2CPX031634R9999	

- > For A300 accessories, see page 1/38
- > For the technical specifications of the A300, see page 1/39

N/PE quick-terminals

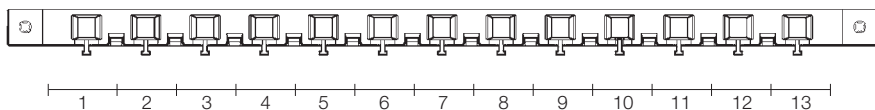

Standardised, future-oriented and flexible

1 Tidy and flexible installation

The N/PE Quick-terminals simplify your work: Just choose the right terminal blocks and plug them in!
Extremely flexible in terms of expandability, these N/PE Quick-terminals are unmatched for safe, efficient and future-oriented conductor connections.

Product benefits

- Flexible terminal system for several N power circuits:
Screw connections: 2.5 to 25 mm² with steep conductor;
up to 25 mm² with flexible conductor with sleeve;
spring terminals: 1.5 to 4 mm² with steep conductor; 2.5 mm² with flexible conductor with sleeve
- Optimal when using several residual current circuit breakers (RCDs)
- Ease of expansion using connecting bridges
- Precise assignment of the terminal blocks (clear colour coding: N = blue, PE = yellow-green)
- Easy labelling of the terminals (DIN VDE 0603 Part 1) using pre-printed, self-adhesive number strips
- Wide range of applications: can be used with the UK500 and A300 consumer unit series, in all compact distribution boards, and with all meter-, wall-mounting and floor-standing cabinets.



quick carrier type ZK11

units

N/PE Klemmblöcke	N Quick-Steckklemmen	Schraubanschluss-technik	Federklemm-technik	PE Quick-Steckklemmen	Schraubanschluss-technik	Federklemm-technik
	ZK50B	0 x 25 mm ²	5 x 1,5 - 4 mm ²	-	-	-
	ZK51B	1 x 25 mm ²	5 x 1,5 - 4 mm ²	ZK51G	1 x 25 mm ²	5 x 1,5 - 4 mm ²
	ZK82B	2 x 25 mm ²	8 x 1,5 - 4 mm ²	ZK82G	2 x 25 mm ²	8 x 1,5 - 4 mm ²
	ZK113B	3 x 25 mm ²	11 x 1,5 - 4 mm ²	ZK113G	3 x 25 mm ²	11 x 1,5 - 4 mm ²
	ZK144B	4 x 25 mm ²	14 x 1,5 - 4 mm ²	ZK144G	4 x 25 mm ²	14 x 1,5 - 4 mm ²
	ZK175B	5 x 25 mm ²	17 x 1,5 - 4 mm ²	ZK175G	5 x 25 mm ²	17 x 1,5 - 4 mm ²
	ZK206B	6 x 25 mm ²	20 x 1,5 - 4 mm ²	ZK206G	6 x 25 mm ²	20 x 1,5 - 4 mm ²
	ZK50BT	0 x 25 mm ²	5 x 1,5 - 4 mm ²	-	-	-

N/PE quick-terminals

Accessories / equipment with the A300N



ZK113B



ZK50BT



ZK113G



ZK10P10




ZK12



ZK15



ZK215



ZK216

Article	Number of terminals 1.5 - 4 mm ²	Number of terminals 2.5 - 25 mm ²	External dimensions H x W x D in mm	Pieces	Type	Ord. no.	Price
N Quick-terminals For quick carriers	5	0	23 x 32 x 21	1	ZK50B	2CPX062750R9999	
	5	1	32 x 32 x 31	1	ZK51B	2CPX062751R9999	
	8	2	32 x 49 x 31	1	ZK82B	2CPX062752R9999	
	11	3	32 x 65 x 31	1	ZK113B	2CPX062753R9999	
	14	4	32 x 82 x 31	1	ZK144B	2CPX062754R9999	
	17	5	32 x 98 x 31	1	ZK175B	2CPX062755R9999	
	20	6	32 x 115 x 31	1	ZK206B	2CPX062756R9999	
N Quick-terminal with adapter ZK15 For lateral assembly to the UK5... , A3... or for fastening to the DIN rail	5	0	28 x 39 x 25	1	ZK50BT	2CPX062745R9999	
PE Quick-terminals For quick carriers	5	1	32 x 32 x 31	1	ZK51G	2CPX062757R9999	
	8	2	32 x 49 x 31	1	ZK82G	2CPX062758R9999	
	11	3	32 x 65 x 31	1	ZK113G	2CPX062759R9999	
	14	4	32 x 82 x 31	1	ZK144G	2CPX062760R9999	
	17	5	32 x 98 x 31	1	ZK175G	2CPX062761R9999	
	20	6	32 x 115 x 31	1	ZK206G	2CPX062762R9999	
Connecting bridges for Quick-terminals				10	ZK10P10	2CPX062763R9999	
Quick carriers For consumer units A300N Usable width for Quick-terminals 214 mm				1	ZK12	2CPX064981R9999	
Adapter for ZK50B Engaging the ZK50B N Quick-terminal in the adapter ZK15 leads to ZK50BT to be laterally fastened UK5... , A3 or to the DIN rail				1	ZK15	2CPX064984R9999	
N/PE quick-terminal-set for A3... In combination with quick-carrier ZK12, 13 units and quick-terminals: ZK82B: N 2 x 25 + 8 x 4 mm ² ZK51B: N 1 x 25 + 5 x 4 mm ² ZK143G: PE 3 x 25 + 11 x 4 mm ²				1 Set	ZK215	2CPX063130R9999	
N/PE quick-terminal-set for A3... In combination with quick-carrier ZK12, 13 units and quick-terminals: ZK82B: 2 x N 2 x 25 + 8 x 4 mm ² ZK50B: N 2 x 25 + 8 x 4 mm ² ZK144G: PE 4 x 25 + 14 x 4 mm ²				1 Set	ZK216	2CPX063131R9999	

Hood-type consumer units A300

Spare parts and accessories

1



ZA375P10



ZA300



UZ85



UZ2



UZ1



ZA3P5

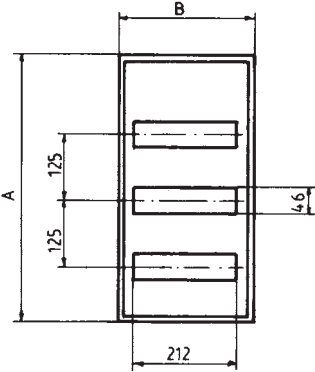


ZA15

Article	Pieces	Type	Ord. no.	Price
Connection parts	10	ZA375P10	2CPX062383R9999	
Cable fastening rail With cable tie	1	ZA300	2CPX038483R9999	
Horizontal partition	1	UZ85	2CPX030883R9999	
TiP-in-closure Colour: White	1	UZ2	2CPX030885R9999	
Closure with lock With 2 keys	1	UZ1	2CPX030870R9999	
Slot cover Colour: White, RAL 9016	5	ZA3P5	2CPX062385R9999	
Labelling system Self-adhesive, for identifying circuits 17.5 mm	1	ZA15	2CPX038226R9999	

Hood-type consumer units A300

Planning, assembly and dimensions



Allowed power loss hood-type consumer units A300
DIN 43871 with over temperature ΔT^*

Type	Power loss (W)		
ΔT 20 K	ΔT 25 K	ΔT 30 K	
A31...	12.5	16.5	21.0
A32...	15.0	20.0	25.0
A33...	17.0	22.0	28.0
A34...	20.5	27.0	34.0

*T is the temperature difference between upper temperature rise limit, mounted devices and ambient.



Type	A	B	C
A31...	245	295	110
A32...	385	295	110
A33...	510	295	110
A34...	635	295	110

Compact consumer units UAI08 Hood-type consumer units AN05S / AN08S

1



Compact consumer units UAI08

Hood-type consumer units AN05S / AN08S



Flush-mounted compact consumer unit UAI with door

IP40

Colour: RAL 7035

With N/PE rail

For those devices that do not need too many space units, STRIEBEL & JOHN offers the best solution with its flush-mounted compact consumer units. They are suited for single houses, flats, commercial buildings and hotels and can perfectly be integrated into beautiful environments.

Due to its compact dimensions, the unit can also be easily integrated to smaller niches. The rugged plastic enclosure offers the IP30 degree of protection and has several knockouts for the insertion of cables from the top, the bottom, the sides or the rear face. The door fitted with the compact consumer units can easily be switched from right to left hinge joints.



Surface-mounted hood-type consumer unit AN

IP30

Colour: White, RAL 9010

Surface-mounted hood-type consumer units with rear wall, without door

With N/PE rail

AN hood-type consumer units are the smallest units of the product range from STRIEBEL & JOHN. They are especially suited to additionally secure individual cables or circuits.

The ease of wall-mounting makes them also ideal for all renovation applications. The reliable touch guard with 90° quick-action screw offers knockouts for tidy cable arrangements.

AN hood-type consumer units are available in two enclosure sizes - with five or eight space units.

Compact consumer units UAI08

Hood-type consumer units AN05S / AN08S / Accessories

1



UAI08

2CPX031208R9999



AN05S

2CPX031460R9999



AN08S

2CPX031468R9999



ZK108

Article	H x W x D in mm	SU	Type	Ord. no.	Price
Flush-mounted compact consumer unit with door, IP40					
Niche dimensions	180 x 220 x 85	8	UAI08	2CPX031208R9999	
Trim frame dimension	90 x 229 x 17				

Hood-type consumer unit without door IP30					
Niche dimensions	135 x 150 x 70	5	AN05S	2CPX031460R9999	
Niche dimensions	135 x 204 x 70	8	AN08S	2CPX031468R9999	

Article	Pieces	Type	Ord. no.	Price
Connection terminal 3 x 25 mm ² to be screwed to N/PE rails with connection screws, to be used with N/PE rails for UAI08, AN05S, AN08S, AI10N, AI11N	1	ZK108	2CPX038330R9999	

Notes

1

System pro *E* energy

Compact distribution boards

2



Compact distribution boards

Content

Introduction	2/2
Wall-mounting compact distribution boards	
With panels and sheet steel door	2/4
With panels and transparent door	2/8
Empty cabinets without door	2/9
Accessories cabinet doors	2/10
Accessories cable entry covers	2/11
Flush-mounting and hollow-wall mounting compact distribution boards	
With panels and sheet steel door	2/12
With panels and transparent door	2/14
With panels and picture frame door	2/15
With panels and control panel	2/15
Empty cabinets without door	2/16
Accessories cabinet doors	2/17
Media panels	
For empty panels for compact distribution boards	2/18
N/PE quick-terminals	2/20
Accessories	2/21
Technical annex	
	2/27

Applicable standards:
DIN EN 61439-1/-3 (VDE 0660-600-1/-3)

Compact distribution boards

For wall-, flush-and hollow-wall mounting*

User-friendliness in series – compact distribution boards from STRIEBEL & JOHN

The new compact distribution boards, which have been developed in close cooperation with technicians from the field, stand out by entirely new solutions. Flexibility and speed will support the users in their daily tasks.

Be it for commercial, industrial or domestic uses - this broad range of products offers a solution to any type of mounting - from flush-mounting and wall-mounting up to hollow-wall mounting applications. All enclosures are double insulated. An earthing set is available as accessory. Depending on the version, degrees of protection between IP31 and IP43 are available.



*in connection with a hollow-wall set ZKV200P4

Compact distribution boards

For wall-, flush-and hollow-wall mounting*

Unique – The flexibility and speed of hollow-wall mounting

All flush-mounting compact distribution boards can be installed in the hollow wall in just a few steps using the hollow wall sets provided as accessories.

Besides the electrical installer, the wholesalers also benefit from this well-thought solution, as they no longer need to keep two separate cabinets in stock but are able to supply one cabinet for two applications.



Simply insert the ZKV200P4 hollow-wall set, fix it, ready

Perfection to detail

Wall-mounting compact distribution boards offer the possibility of cable entry on the top, at the bottom and from the back. All wall-mounting compact distribution boards are equipped with one integrated flush fitting membrane flange per panel width on top. This enables quick and easy installation and improves the overall appearance.

A further standard feature per panel width is the cable strain relief at the top and bottom, which considerably simplifies the installation for every wall-mounting and flush-mounting type.



Standard equipment - membrane flange on top



Integrated cable strain-relief, spacious wall mounting

Convincing design

With its slightly inclined sides, the bright white cabinet and the attractive locking system, the compact distribution boards set new standards - not only in design but also in terms of stability that is achieved by a special bending technique.

Furthermore, only STRIEBEL & JOHN offers an alternative picture frame for the two-panel wide and the four-row high cabinets – an extension of the well known UK500 "addition line".

Control panels which can be supplied to be finished and wired by the user, or which are printed and wired according to the user's requirements, are also available for commercial and industrial buildings.



Slightly inclining sides - elegant and attractive design

*in connection with a hollow-wall set ZKV200P4

Compact distribution boards

With panels and sheet steel door

2



Compact distribution boards with panels and doors
125 mm or 150 mm DIN rail spacing
I _n up to 125 A
DIN EN 61439-1/-3 (VDE 0660-600)
Degree of protection IP43 (AT)
Degree of protection IP31 (U)
Protection class II, double insulated
Protection class I, earthed in connection with an earthing set (accessory)
The installed distribution board panels can be removed for equipping and wiring
The covers of U and AT compact distribution boards are made of polystyrene
Panels for DIN rail devices come with N/PE quick terminals
125 mm or 150 mm DIN rail spacing
Enclosures and doors made of sheet steel, 1 mm
Colour: white, RAL 9016
3 or more panels wide: Double-wing doors
With N/PE Quick-terminals for panels for rail mounting devices
Without N/PE Quick-terminals for panels with wiring space or mounting plates
Panels for terminals have DIN rails assembled insulated (without N/PE Quick terminals) (K)
Panels with mounting plate (without N/PE Quick-terminal) (M)
Hollow-wall mounting set for flush-mounting versions (accessory)
With cable strain relief
With one membrane flange per panel width on top (AT)
With labelling system
Trim frame adjusted for uneven surfaces (U)
Cable entry covers (accessory)

Compact distribution boards

Empty cabinets without doors



Compact distribution boards -Empty cabinets without doors
Prepared to be fitted with CombiLine modules
I _n up to 125 A
DIN EN 61439-1/-3 (VDE 0660-600)
Degree of protection without door IP30* (AL and UL)
Degree of protection with door IP43 (AL)
Degree of protection with door IP31 (UL)
Protection class II, double insulated
Protection class I, earthed in connection with an earthing set (accessory)
Enclosure made of sheet steel, 1 mm
Colour: white, RAL 9016
Media panels (accessory)
Trim frame with sheet steel door (accessory)
Trim frame with transparent door (accessory)
Sheet steel door (accessory)
Transparent door (accessory)
Cable entry covers (accessory)
Hollow-wall mounting set for flush-mounting versions (accessory)
Without N/PE Quick-terminals
With cable strain relief
With one membrane flange per panel width on top (AL)
*For an extension as sub-distribution board with distribution board panels or CombiLine modules
*Leave not less than 2 SU for DIN rail devices behind the closure

AT Wall-mounting distribution boards

With panels and sheet steel door

2



AT31



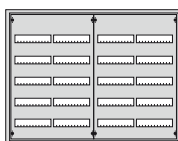
AT42



AT42/2



AT53



AT54E



AT41R3



AT42R3



AT53R4



AT54R4

PW	GU	SU	External dimensions	Type	Ord. no.	Price
			H x W x D in mm			
For rail mounting devices, 125 mm DIN rail spacing						
1	3	36	524 x 324 x 140	AT31	2CPX030099R9999	
	4	48	674 x 324 x 140	AT41	2CPX030121R9999	
	5	60	824 x 324 x 140	AT51	2CPX030124R9999	
	6	72	974 x 324 x 140	AT61	2CPX030130R9999	
2	2	48	374 x 574 x 140	AT22E	2CPX071740R9999	
	4	96	674 x 574 x 140	AT42	2CPX030122R9999	
	5	120	824 x 574 x 140	AT52	2CPX030125R9999	
	6	144	974 x 574 x 140	AT62	2CPX030131R9999	
	7	168	1124 x 574 x 140	AT72	2CPX030134R9999	
2 (1/1)	3	72	524 x 574 x 140	AT32	2CPX030120R9999	
	4	96	674 x 574 x 140	AT42/2	2CPX030138R9999	
	5	120	824 x 574 x 140	AT52/2	2CPX030139R9999	
3 (2/1)	4	144	674 x 824 x 140	AT43	2CPX030123R9999	
	5	180	824 x 824 x 140	AT53	2CPX030127R9999	
	6	216	974 x 824 x 140	AT63E	2CPX071751R9999	
4 (2/2)	5	240	824 x 1074 x 140	AT54E	2CPX071748R9999	
For rail mounting devices, 150 mm DIN rail spacing						
1	3	36	674 x 324 x 140	AT41R3	2CPX071681R9999	
	4	48	824 x 324 x 140	AT51R4	2CPX071684R9999	
	5	60	974 x 324 x 140	AT61R5	2CPX071688R9999	
2	2	48	524 x 574 x 140	AT32R2	2CPX071680R9999	
	3	72	674 x 574 x 140	AT42R3	2CPX071682R9999	
	4	96	824 x 574 x 140	AT52R4	2CPX071685R9999	
	5	120	974 x 574 x 140	AT62R5	2CPX071689R9999	
	6	144	1124 x 574 x 140	AT72R6	2CPX071691R9999	
3 (2/1)	3	108	674 x 824 x 140	AT43R3	2CPX071683R9999	
	4	144	824 x 824 x 140	AT53R4	2CPX071686R9999	
	5	180	974 x 824 x 140	AT63R5	2CPX071690R9999	
	6	216	1124 x 824 x 140	AT73R6	2CPX071692R9999	
4 (2/2)	4	192	824 x 1074 x 140	AT54R4	2CPX071687R9999	

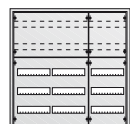
> For cable entry cover accessories, see page 2/11

AT Wall-mounting distribution boards

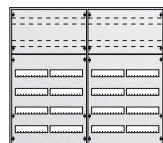
With panels and sheet steel door



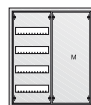
AT52K



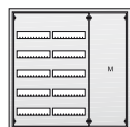
AT53K



AT64K



AT42M



AT53M




AT41R3IE



AT42R3IE



AT53R4IE



AT54R4IE

PW	GU	SU	External dimensions	Type	Ord. no.	Price
			H x W x D in mm			
For rail mounting devices and terminals, DIN rail spacing 125 mm						
2	5	120	824 x 574 x 140	AT52K	2CPX030126R9999	
	6	144	974 x 574 x 140	AT62K	2CPX030132R9999	
	7	168	1124 x 574 x 140	AT72K	2CPX030135R9999	
3 (2/1)	5	180	824 x 824 x 140	AT53K	2CPX030128R9999	
	6	216	974 x 824 x 140	AT63K	2CPX030133R9999	
	7	252	1124 x 824 x 140w	AT73K	2CPX030136R9999	
4 (2/2)	5	240	824 x 1074 x 140	AT54K	2CPX030129R9999	
	6	288	974 x 1074 x 140	AT64K	2CPX030137R9999	
For rail mounting devices and mounting plates, 125 mm DIN rail spacing						
2 (1/1)	4	96	674 x 574 x 140	AT42M	2CPX030148R9999	
3 (2/1)	5	180	824 x 824 x 140	AT53M	2CPX030149R9999	
For rail mounting devices, 150 mm DIN rail spacing, with sheet steel flange						
1	3	36	674 x 324 x 140	AT41R3IE	2CPX071569R9999	
	4	48	824 x 324 x 140	AT51R4IE	2CPX071572R9999	
	5	60	974 x 324 x 140	AT61R5IE	2CPX071576R9999	
2	2	48	524 x 574 x 140	AT32R2IE	2CPX071568R9999	
	3	72	674 x 574 x 140	AT42R3IE	2CPX071570R9999	
	4	96	824 x 574 x 140	AT52R4IE	2CPX071573R9999	
	5	120	974 x 574 x 140	AT62R5IE	2CPX071577R9999	
	6	144	1124 x 574 x 140	AT72R6IE	2CPX071579R9999	
3 (2/1)	3	108	674 x 824 x 140	AT43R3IE	2CPX071571R9999	
	4	144	824 x 824 x 140	AT53R4IE	2CPX071574R9999	
	5	180	974 x 824 x 140	AT63R5IE	2CPX071578R9999	
	6	216	1124 x 824 x 140	AT73R6IE	2CPX071580R9999	
4 (2/2)	4	192	824 x 1074 x 140	AT54R4IE	2CPX071575R9999	

> For cable entry cover accessories, see page 2/11

AT Wall-mounting distribution boards

With panels and transparent door

2



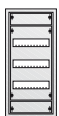
AT41TE



AT32TE



AT52TE



AT41TR3



AT52TR4



AT63TR5



AT54TR4

PW	GU	SU	External dimensions	Type	Ord. no.	Price
			H x W x D in mm			
For rail mounting devices, 125 mm DIN rail spacing						
1	4	48	674 x 324 x 140	AT41TE	2CPX071585R9999	
	5	60	824 x 324 x 140	AT51TE	2CPX071587R9999	
	6	72	974 x 324 x 140	AT61TE	2CPX071589R9999	
2 (1/1)	3	72	524 x 574 x 140	AT32TE	2CPX071584R9999	
2	4	96	674 x 574 x 140	AT42TE	2CPX071586R9999	
	5	120	824 x 574 x 140	AT52TE	2CPX071588R9999	
	6	144	974 x 574 x 140	AT62TE	2CPX071590R9999	
For rail mounting devices, 150 mm DIN rail spacing						
1	3	36	674 x 324 x 140	AT41TR3	2CPX071695R9999	
	4	48	824 x 324 x 140	AT51TR4	2CPX071698R9999	
	5	60	974 x 324 x 140	AT61TR5	2CPX071702R9999	
2	2	48	524 x 574 x 140	AT32TR2	2CPX071694R9999	
	3	72	674 x 574 x 140	AT42TR3	2CPX071696R9999	
	4	96	824 x 574 x 140	AT52TR4	2CPX071699R9999	
	5	120	974 x 574 x 140	AT62TR5	2CPX071703R9999	
	6	144	1124 x 574 x 140	AT72TR6	2CPX071705R9999	
3 (2/1)	3	108	674 x 824 x 140	AT43TR3	2CPX071697R9999	
	4	144	824 x 824 x 140	AT53TR4	2CPX071700R9999	
	5	180	974 x 824 x 140	AT63TR5	2CPX071704R9999	
	6	216	1124 x 824 x 140	AT73TR6	2CPX071706R9999	
4 (2/2)	4	192	82 x 1074 x 140	AT54TR4	2CPX071701R9999	

> For cable entry cover accessories, see page 2/11

AL Wall-mounting distribution boards

Empty cabinets without door



AL31



AL42



AL53



AL64

PW	GU	SU	External dimensions	Type	Ord. no.	Price
			H x W x D in mm			
1	3	36	524 x 324 x 140	AL31	2CPX030770R9999	
	4	72	674 x 324 x 140	AL41	2CPX030772R9999	
	5	60	824 x 324 x 140	AL51	2CPX030775R9999	
	6	72	974 x 324 x 140	AL61	2CPX030779R9999	
2	2	48	374 x 574 x 140	AL22	2CPX030769R9999	
	3	72	524 x 574 x 140	AL32	2CPX030771R9999	
	4	96	674 x 574 x 140	AL42	2CPX030773R9999	
	5	120	824 x 574 x 140	AL52	2CPX030776R9999	
	6	144	974 x 574 x 140	AL62	2CPX030780R9999	
	7	168	1124 x 574 x 140	AL72	2CPX030783R9999	
3	4	144	674 x 842 x 140	AL43	2CPX030774R9999	
	5	180	824 x 824 x 140	AL53	2CPX030777R9999	
	6	216	974 x 824 x 140	AL63	2CPX030781R9999	
	7	252	1124 x 824 x 140	AL73	2CPX030784R9999	
4	5	240	824 x 1074 x 140	AL54	2CPX030778R9999	
	6	288	974 x 1074 x 140	AL64	2CPX030782R9999	

- > For accessories cabinet doors, see page 2/10
- > For cable entry cover accessories, see page 2/11

AL Wall-mounting distribution boards

Accessories cabinet doors

2



T20



TTS42

PW	GU	To be used with...	Type	Ord. no.	Price
Sheet steel doors					
1	3	AL31	T100	2CPX062057R9999	
	4	AL41	T10	2CPX062059R9999	
	5	AL51	T11	2CPX062062R9999	
	6	AL61	T12	2CPX062066R9999	
2	2	AL22	T220	2CPX062056R9999	
	3	AL32	T200	2CPX062058R9999	
	4	AL42	T20	2CPX062060R9999	
	5	AL52	T21	2CPX062063R9999	
	6	AL62	T22	2CPX062067R9999	
	7	AL72	T23	2CPX062070R9999	
3*	4	AL43	T30	2CPX062061R9999	
	5	AL53	T31	2CPX062064R9999	
	6	AL63	T32	2CPX062068R9999	
	7	AL73	T33	2CPX062071R9999	
4*	5	AL54	T41	2CPX062065R9999	
	6	AL64	T42	2CPX062069R9999	
Transparent doors					
1	3	AL31	TTS100	2CPX062021R9999	
	4	AL41	TTS10	2CPX062026R9999	
	5	AL51	TTS11	2CPX062031R9999	
	6	AL61	TTS12	2CPX062036R9999	
2	3	AL32	TTS200	2CPX062022R9999	
	4	AL42	TTS20	2CPX062027R9999	
	5	AL52	TTS21	2CPX062032R9999	
	6	AL62	TTS22	2CPX062037R9999	
	7	AL72	TTS23	2CPX062042R9999	
3*	4	AL43	TTS30	2CPX062028R9999	
	5	AL53	TTS31	2CPX062033R9999	
	6	AL63	TTS32	2CPX062038R9999	
	7	AL73	TTS33	2CPX062043R9999	
4*	5	AL54	TTS41	2CPX062034R9999	
	6	AL64	TTS42	2CPX062039R9999	

*3 or more panels wide: double-wing doors

AT and AL Wall-mounting distribution boards

Accessories cable entry covers



KB19



KB219

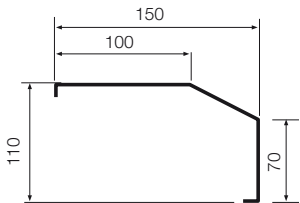


KBS9



KBW1

Article	Pieces	Type	Ord. no.	Price
Cable entry covers				
With end plates and mounting brackets				
colour RAL 9016,				
adjusted to the colour of the cabinets				
Panel width 1, width = 300 mm	1	KB19	2CPX044049R9999	
Panel width 2, width = 550 mm	1	KB29	2CPX044050R9999	
Panel width 3, width = 800 mm	1	KB39	2CPX044051R9999	
Panel width 4, width = 1050 mm	1	KB49	2CPX044052R9999	
Profile				
Colour RAL 9016, width 2000 mm				
	1	KB219	2CPX044055R9999	
End plate left/right				
Colour RAL 9016				
	2	KBS9	2CPX044057R9999	
Mounting brackets				
	1	KBW1	2CPX044058R9999	



Cross section
Cable entry cover



> Dimensions in mm

Flush-mounting U compact distribution boards*

With panels and sheet steel door

2




U41



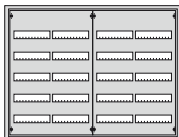
U52



U42/2



U53



U54E




U41R3



U42R3



U53R4



U54R4

PW	GU	SU	Wall cut out dimensions	Trim frame dimensions	Type	Ord. no.	Price
			H x W x D in mm	H x W x D in mm			
For rail mounting devices, 125 mm DIN rail spacing							
1	4	48	684 x 310 x 120	694 x 354 x 27	U41	2CPX030101R9999	
	5	60	834 x 310 x 120	844 x 354 x 27	U51	2CPX030104R9999	
	6	72	984 x 310 x 120	994 x 354 x 27	U61	2CPX030110R9999	
2	4	96	684 x 560 x 120	694 x 604 x 27	U42	2CPX030102R9999	
	5	120	834 x 560 x 120	844 x 604 x 27	U52	2CPX030105R9999	
	6	144	984 x 560 x 120	994 x 604 x 27	U62	2CPX030111R9999	
	7	168	1134 x 560 x 120	1144 x 604 x 27	U72	2CPX030114R9999	
2 (1/1)	3	72	534 x 560 x 120	544 x 604 x 27	U32	2CPX030100R9999	
	4	96	684 x 560 x 120	694 x 604 x 27	U42/2	2CPX030118R9999	
	5	120	834 x 560 x 120	844 x 604 x 27	U52/2	2CPX030119R9999	
3 (2/1)	4	144	684 x 810 x 120	694 x 854 x 27	U43	2CPX030103R9999	
	5	180	834 x 810 x 120	844 x 854 x 27	U53	2CPX030107R9999	
	6	216	984 x 810 x 120	994 x 854 x 27	U63E	2CPX071787R9999	
4 (2/2)	5	240	834 x 1060 x 120	844 x 1104 x 27	U54E	2CPX071784R9999	
For rail mounting devices, 150 mm DIN rail spacing							
1	3	36	684 x 310 x 120	694 x 354 x 27	U41R3	2CPX071708R9999	
	4	48	834 x 310 x 120	844 x 354 x 27	U51R4	2CPX071711R9999	
	5	60	984 x 310 x 120	994 x 354 x 27	U61R5	2CPX071715R9999	
2	2	48	534 x 560 x 120	544 x 604 x 27	U32R2	2CPX071707R9999	
	3	72	684 x 560 x 120	694 x 604 x 27	U42R3	2CPX071709R9999	
	4	96	834 x 560 x 120	844 x 604 x 27	U52R4	2CPX071712R9999	
	5	120	984 x 560 x 120	994 x 604 x 27	U62R5	2CPX071716R9999	
	6	144	1134 x 560 x 120	1144 x 604 x 27	U72R6	2CPX071718R9999	
3 (2/1)	3	108	684 x 810 x 120	694 x 854 x 27	U43R3	2CPX071710R9999	
	4	144	834 x 810 x 120	844 x 854 x 27	U53R4	2CPX071713R9999	
	5	180	984 x 810 x 120	994 x 854 x 27	U63R5	2CPX071717R9999	
	6	216	1134 x 810 x 120	1144 x 854 x 27	U73R6	2CPX071719R9999	
4 (2/2)	4	192	834 x 1060 x 120	844 x 1104 x 27	U54R4	2CPX071714R9999	

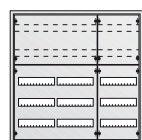
* For flush-mounting and hollow-wall mounting. In connection with a hollow-wall set ZKV200P4

Flush-mounting U compact distribution boards*

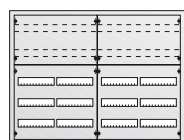
With panels and sheet steel door



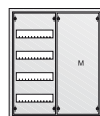
U52K



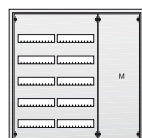
U53K



U54K



U42M



U53M



U51EP



U32EP



U42EP



U52EP

PW	GU	SU	Wall cut out dimensions	Trim frame dimensions	Type	Ord. no.	Price
			H x W x D in mm	H x W x D in mm			
For rail mounting devices and terminals, DIN rail spacing 125 mm							
2	5	120	834 x 560 x 120	844 x 604 x 27	U52K	2CPX030106R9999	
	6	144	984 x 560 x 120	994 x 604 x 27	U62K	2CPX030112R9999	
	7	168	1134 x 560 x 120	1144 x 604 x 27	U72K	2CPX030115R9999	
3 (2/1)	5	180	834 x 810 x 120	844 x 854 x 27	U53K	2CPX030108R9999	
	6	216	984 x 810 x 120	994 x 854 x 27	U63K	2CPX030113R9999	
	7	252	1134 x 810 x 120	1144 x 854 x 27	U73K	2CPX030116R9999	
4 (2/2)	5	240	834 x 1060 x 120	844 x 1104 x 27	U54K	2CPX030109R9999	
	6	288	984 x 1060 x 120	994 x 1104 x 27	U64K	2CPX030117R9999	
For rail mounting devices and mounting plates, 125 mm DIN rail spacing							
2 (1/1)	4	96	684 x 560 x 120	694 x 604 x 27	U42M	2CPX030146R9999	
3 (2/1)	5	180	834 x 810 x 120	844 x 854 x 27	U53M	2CPX030147R9999	
1	5	60	834 x 310 x 120	844 x 354 x 27	U51EP	2CPX071564R9999	
2 (1/1)	3	72	534 x 560 x 120	544 x 604 x 27	U32EP	2CPX071560R9999	
2 (1/1)	4	96	684 x 560 x 120	694 x 604 x 27	U42EP	2CPX071561R9999	
2 (1/1)	5	120	834 x 560 x 120	844 x 604 x 27	U52EP	2CPX071562R9999	

* For flush-mounting and hollow-wall mounting. In connection with a hollow-wall set ZKV200P4

U compact distribution boards for flush-mounting*

With panels and transparent door

2



U41TE



U32TE



U42TE



U41TR3



U42TR3



AT53TR4



U54TR4

PW	GU	SU	Wall cut out dimensions	Trim frame dimensions	Type	Ord. no.	Price
			H x W x D in mm	H x W x D in mm			
For rail mounting devices, 125 mm DIN rail spacing							
1	4	48	684 x 310 x 120	694 x 354 x 27	U41TE	2CPX071592R9999	
	5	60	834 x 310 x 120	844 x 354 x 27	U51TE	2CPX071594R9999	
	6	72	984 x 310 x 120	994 x 354 x 27	U61TE	2CPX071596R9999	
2 (1/1)	3	72	534 x 560 x 120	544 x 604 x 27	U32TE	2CPX071591R9999	
2	4	96	684 x 560 x 120	694 x 604 x 27	U42TE	2CPX071593R9999	
	5	120	834 x 560 x 120	844 x 604 x 27	U52TE	2CPX071595R9999	
	6	144	984 x 560 x 120	994 x 604 x 27	U62TE	2CPX071597R9999	
For rail mounting devices, 150 mm DIN rail spacing							
1	3	36	684 x 310 x 120	694 x 354 x 27	U41TR3	2CPX071722R9999	
	4	48	834 x 310 x 120	844 x 354 x 27	U51TR4	2CPX071725R9999	
	5	60	984 x 310 x 120	994 x 354 x 27	U61TR5	2CPX071729R9999	
2	2	48	534 x 560 x 120	544 x 604 x 27	U32TR2	2CPX071721R9999	
	3	72	684 x 560 x 120	694 x 604 x 27	U42TR3	2CPX071723R9999	
	4	96	834 x 560 x 120	844 x 604 x 27	U52TR4	2CPX071726R9999	
	5	120	984 x 560 x 120	994 x 604 x 27	U62TR5	2CPX071730R9999	
	6	144	1134 x 560 x 120	1144 x 604 x 27	U72TR6	2CPX071733R9999	
3 (2/1)	3	108	684 x 810 x 120	694 x 854 x 27	U43TR3	2CPX071724R9999	
	4	144	834 x 810 x 120	844 x 854 x 27	U53TR4	2CPX071727R9999	
	5	180	984 x 810 x 120	994 x 854 x 27	U63TR5	2CPX071731R9999	
	6	216	1134 x 810 x 120	1144 x 854 x 27	U73TR6	2CPX071734R9999	
4 (2/2)	4	192	834 x 1060 x 120	844 x 1104 x 27	U54TR4	2CPX071728R9999	

* For flush-mounting and hollow-wall mounting. In connection with a hollow-wall set ZKV200P4

U compact distribution boards*

With panels and picture frame door or control panel



U42D



U42FPT

PW	GU	SU	Wall cut out dimensions	Trim frame dimensions	Type	Ord. no.	Price
			H x W x D in mm	H x W x D in mm			
With picture frame door, aluminium anodised, DIN rail spacing 125 mm							
2	4	96	684 x 560 x 120	716 x 625 x 25	U42D	2CPX038152R9999	
With control panel, unprinted and not wired, distribution board panel without cover and N/PE rail							
2	4	96	684 x 560 x 120	716 x 625 x 25	U42FPT	2CPX038151R9999	

* For flush-mounting and hollow-wall mounting. In connection with a hollow-wall set ZKV200P4

Example picture frame door with decoration picture (delivery without picture)

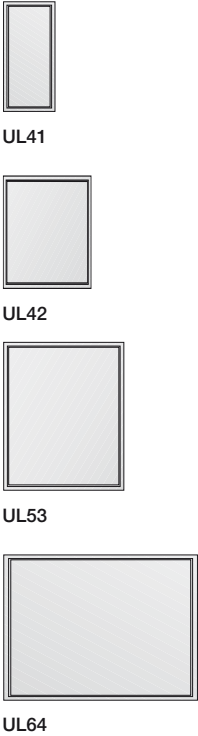


Example control panel with layout and control lights (delivery unprinted/not wired)



UL compact distribution boards* Empty cabinets without door

2



PW	GU	SU	Wall cut out dimensions	Type	Ord. no.	Price
			H x W x D in mm			
Empty cabinets without door						
1	4	72	684 x 310 x 120	UL41	2CPX030756R9999	
	5	60	834 x 310 x 120	UL51	2CPX030759R9999	
	6	72	984 x 310 x 120	UL61	2CPX030763R9999	
2	3	72	534 x 560 x 120	UL32	2CPX030755R9999	
	4	96	684 x 560 x 120	UL42	2CPX030757R9999	
	5	120	834 x 560 x 120	UL52	2CPX030760R9999	
	6	144	984 x 560 x 120	UL62	2CPX030764R9999	
	7	168	1134 x 560 x 120	UL72	2CPX030767R9999	
3	4	144	684 x 810 x 120	UL43	2CPX030758R9999	
	5	180	834 x 810 x 120	UL53	2CPX030761R9999	
	6	216	984 x 810 x 120	UL63	2CPX030765R9999	
	7	252	1134 x 810 x 120	UL73	2CPX030768R9999	
4	5	240	834 x 1060 x 120	UL54	2CPX030762R9999	
	6	288	984 x 1060 x 120	UL64	2CPX030766R9999	

* For flush-mounting and hollow-wall mounting. In connection with a hollow-wall set ZKV200P4

UL compact distribution boards*

Accessories cabinet doors



BLU42



BLT42

PW	GU	Trim frame dimensions		Type	Ord. no.	Price
		H x W x D in mm	To be used with...			
Trim frame with sheet steel door, powder-coated, white RAL 9016,						
1	4	694 x 354 x 27	UL41	BLU41	2CPX031501R9999	
	5	844 x 354 x 27	UL51	BLU51	2CPX031504R9999	
	6	994 x 354 x 27	UL61	BLU61	2CPX031508R9999	
2	3	544 x 604 x 27	UL32	BLU32	2CPX031500R9999	
	4	694 x 604 x 27	UL42	BLU42	2CPX031502R9999	
	5	844 x 604 x 27	UL52	BLU52	2CPX031505R9999	
	6	994 x 604 x 27	UL62	BLU62	2CPX031509R9999	
	7	1144 x 604 x 27	UL72	BLU72	2CPX031511R9999	
3*1	4	694 x 854 x 27	UL43	BLU43	2CPX031503R9999	
	5	844 x 854 x 27	UL53	BLU53	2CPX031506R9999	
	6	994 x 854 x 27	UL63	BLU63	2CPX031510R9999	
	7	1144 x 854 x 27	UL73	BLU73	2CPX031512R9999	
4*1	5	844 x 1104 x 27	UL54	BLU54	2CPX031507R9999	
	6	994 x 1104 x 27	UL64	BLU64	2CPX031513R9999	
Trim frame with transparent door						
1	4	694 x 354 x 27	UL41	BLT41	2CPX030786R9999	
	5	844 x 354 x 27	UL51	BLT51	2CPX030789R9999	
	6	994 x 354 x 27	UL61	BLT61	2CPX030793R9999	
2	3	544 x 604 x 27	UL32	BLT32	2CPX030785R9999	
	4	694 x 604 x 27	UL42	BLT42	2CPX030787R9999	
	5	844 x 604 x 27	UL52	BLT52	2CPX030790R9999	
	6	994 x 604 x 27	UL62	BLT62	2CPX030794R9999	
	7	1144 x 604 x 27	UL72	BLT72	2CPX030797R9999	
3*1	4	694 x 854 x 27	UL43	BLT43	2CPX030788R9999	
	5	844 x 854 x 27	UL53	BLT53	2CPX030791R9999	
	6	994 x 854 x 27	UL63	BLT63	2CPX030795R9999	
	7	1144 x 854 x 27	UL73	BLT73	2CPX030798R9999	
4*1	5	844 x 1104 x 27	UL54	BLT54	2CPX030792R9999	
	6	994 x 1104 x 27	UL64	BLT64	2CPX030796R9999	

*3 or more panels wide: double-wing doors

* For flush-mounting and hollow-wall mounting. In connection with a hollow-wall set ZKV200P4

Media panels

For AL and UL compact distribution boards - empty cabinets

2



Technical specifications

For the AL and UL cabinet series

Media panels with perforated sheet steel mounting plate without cover

With fitted DIN rail

Wire holders supplied

Quick mounting of devices without drilling

Protection class depends on type and installation of equipment



Media panels

For AL and UL compact distribution boards - empty cabinets



1MM0A



ZE225



ZX29



ED44P10



ED57P10



ZX287P10

Article	Pieces	Type	Ord. no.	Price
Media panel with perforated sheet steel mounting plate				
Overall height 3 GU	1	1MM00A	2CPX030982R9999	
Overall height 4 GU	1	1MM0A	2CPX030987R9999	
Overall height 5 GU	1	1MM1A	2CPX030988R9999	
Overall height 6 GU	1	1MM2A	2CPX030989R9999	
Double socket with euro-plug insert				
For supplying 230 V power to power supplies	1	ZE225	2CPX061177R9999	
Mounting cross member				
For double socket (ZE225)	1	ZX29	2CPX061178R9999	
Wire holder				
28.5 mm	10	ED44P10	2CPX062335R9999	
Adapter				
For assembling ED44P10 wire holders on the perforated sheet steel mounting plate	10	ED57P10	2CPX061179R9999	
Screws				
M4 x 14 thread rolling for the perforated sheet steel mounting plate	10	ZX287P10	2CPX061180R9999	

N/PE quick-terminals

Standardised, future-oriented and flexible

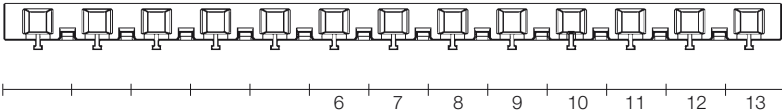

Tidy and flexible installation

The N/PE Quick-terminals simplify your work: Just choose the right terminal blocks and plug them in!

Extremely flexible in terms of expandability, these N/PE Quick-terminals are unmatched for safe, efficient and future-oriented conductor connections.

Product benefits

- Flexible terminal system for several N power circuits:
 - Screw connections: 2.5 to 25 mm² with steep conductor;
 - up to 25 mm² with flexible conductor with sleeve;
 - spring terminals: 1.5 to 4 mm² with steep conductor; 2.5 mm² with flexible conductor with sleeve
- Optimal when using several residual current circuit breakers (RCDs)
- Ease of expansion using connecting bridges
- Precise assignment of the terminal blocks (clear colour coding: N = blue, PE = yellow-green)
- Easy labelling of the terminals (DIN VDE 0603 Part 1) using pre-printed, self-adhesive number strips
- Wide range of applications: can be used with the UK500 and A300 consumer unit series, in all compact distribution boards, and with all meter-, wall-mounting and floor-standing cabinets.



quick carrier type ZK11

units

N/PE Klemmblöcke	N Quick-Steckklemmen	Schraubanschluss-technik	Federklemm-technik	PE Quick-Steckklemmen	Schraubanschluss-technik	Federklemm-technik
	ZK50B	0 x 25 mm ²	5 x 1,5 - 4 mm ²	-	-	-
	ZK51B	1 x 25 mm ²	5 x 1,5 - 4 mm ²	ZK51G	1 x 25 mm ²	5 x 1,5 - 4 mm ²
	ZK82B	2 x 25 mm ²	8 x 1,5 - 4 mm ²	ZK82G	2 x 25 mm ²	8 x 1,5 - 4 mm ²
	ZK113B	3 x 25 mm ²	11 x 1,5 - 4 mm ²	ZK113G	3 x 25 mm ²	11 x 1,5 - 4 mm ²
	ZK144B	4 x 25 mm ²	14 x 1,5 - 4 mm ²	ZK144G	4 x 25 mm ²	14 x 1,5 - 4 mm ²
	ZK175B	5 x 25 mm ²	17 x 1,5 - 4 mm ²	ZK175G	5 x 25 mm ²	17 x 1,5 - 4 mm ²
	ZK206B	6 x 25 mm ²	20 x 1,5 - 4 mm ²	ZK206G	6 x 25 mm ²	20 x 1,5 - 4 mm ²
	ZK50BT	0 x 25 mm ²	5 x 1,5 - 4 mm ²	-	-	-

N/PE quick-terminals

Accessories



ZK113B



ZK50BT



ZK113G




ZK10P10



ZK13



ZK15



ZK220

Article	Number of terminals 1.5 - 4 mm²	Number of terminals 2.5 - 25 mm²	External dimensions H x W x D in mm	Pieces	Type	Ord. no.	Price
N Quick-terminals For quick carriers	5	0	23 x 32 x 21	1	ZK50B	2CPX062750R9999	
	5	1	32 x 32 x 31	1	ZK51B	2CPX062751R9999	
	8	2	32 x 49 x 31	1	ZK82B	2CPX062752R9999	
	11	3	32 x 65 x 31	1	ZK113B	2CPX062753R9999	
	14	4	32 x 82 x 31	1	ZK144B	2CPX062754R9999	
	17	5	32 x 98 x 31	1	ZK175B	2CPX062755R9999	
	20	6	32 x 115 x 31	1	ZK206B	2CPX062756R9999	
N Quick terminal with adapter ZK15 For fastening to DIN rail	5	0	28 x 39 x 25	1	ZK50BT	2CPX062745R9999	
PE Quick-terminals For quick carriers	5	1	32 x 32 x 31	1	ZK51G	2CPX062757R9999	
	8	2	32 x 49 x 31	1	ZK82G	2CPX062758R9999	
	11	3	32 x 65 x 31	1	ZK113G	2CPX062759R9999	
	14	4	32 x 82 x 31	1	ZK144G	2CPX062760R9999	
	17	5	32 x 98 x 31	1	ZK175G	2CPX062761R9999	
	20	6	32 x 115 x 31	1	ZK206G	2CPX062762R9999	
Connecting bridges for Quick-terminals				10	ZK10P10	2CPX062763R9999	
Quick carriers For compact distribution boards AT/U Usable width for Quick-terminals 214 mm				1	ZK13	2CPX064982R9999	
Adapter for ZK50B Engaging the ZK50B N Quick-terminal in the adapter ZK15 leads to ZK50BT to be fastened to the DIN rail				1	ZK15	2CPX064984R9999	
N/PE Quick-terminal-set for compact distribution boards In combination with quick carrier ZK13 and quick terminals: ZK113B: N 3 x 25 + 11 x 4 mm² ZK82B: N 2 x 25 + 8 x 4 mm² ZK175G: PE 5 x 25 + 17 x 4 mm²				1 Set	ZK220	2CPX063132R9999	

Compact distribution boards

Accessories

2



ZB113



ZB111



ZX456



ZX440



ZH800



ZH220



ZH130



ZH132



ZH134



ZH137

Article	Pieces	Type	Ord. no.	Price
Standard closure Included in the scope of delivery	1	ZB113	2CPX038478R9999	
Closure with lock With 2 keys	1	ZB111	2CPX038479R9999	
Espagnolette closure In combination with standard closure ZB113* (earthing part) or closure with lock ZB111				
Overall height 4 GU	1	ZX456	2CPX039586R9999	
Overall height 5 GU	1	ZX457	2CPX039587R9999	
Overall height 6 GU	1	ZX458	2CPX039588R9999	
Overall height 7 GU	1	ZX459	2CPX039589R9999	
Espagnolette closure In combination with ZH203, ZH220, ZH221, ZH222, ZH227, ZH228				
Overall height 4 GU	1	ZX440	2CPX039570R9999	
Overall height 5 GU	1	ZX441	2CPX039571R9999	
Overall height 6 GU	1	ZX442	2CPX039572R9999	
Overall height 7 GU	1	ZX443	2CPX039573R9999	
Installation set* of different closure systems in combination with ZH220/ZH221/ZH222	1	ZH800	2CPX038544R9999	
Latch plate Double bit operating pin, 3 mm standard and 5 mm (ZH800 must be ordered separately)	1	ZH220	2CPX045700R9999	
For triangular or square operating pins and for Daimler-Benz insert (ZH800 must be ordered separately)	1	ZH221	2CPX045701R9999	
For T-handle or latch handle (ZH800 must be ordered separately)	1	ZH222	2CPX045702R9999	
Operating pin				
Double-bit 3 mm	1	ZH130	2CPX060490R9999	
Double-bit 5 mm	1	ZH131	2CPX060491R9999	
Triangular 7 mm	1	ZH132	2CPX060492R9999	
Triangular 8 mm	1	ZH133	2CPX060493R9999	
Square 6 mm	1	ZH134	2CPX060494R9999	
Square 7 mm	1	ZH135	2CPX060495R9999	
Square 8 mm	1	ZH136	2CPX060496R9999	
Daimler-Benz insert	1	ZH137	2CPX060497R9999	

*Leave not less than 2 SU for DIN rail devices behind the closure

Compact distribution boards

Accessories



ZH157



ZH91



ZH138



ZH139



ZH140



ZH141



ZH228



ZH227



ZH203



ZH142

Article	Pieces	Type	Ord. no.	Price
Operating keys				
Triangular 7 mm	1	ZH157	2CPX060657R9999	
Triangular 8 mm	1	ZH158	2CPX060658R9999	
Double-bit 3 mm	1	ZH160	2CPX060660R9999	
Double-bit 5 mm	1	ZH161	2CPX060661R9999	
Square 6 mm	1	ZH162	2CPX060662R9999	
Square 7 mm	1	ZH163	2CPX060663R9999	
Square 8 mm	1	ZH164	2CPX060664R9999	
Daimler-Benz insert	1	ZH165	2CPX060665R9999	
Universal key				
Double bit 3 and 5 mm	1	ZH91	2CPX066091R9999	
Triangular 8 mm				
Square 6 and 8 mm				
T-handle*				
Without lock	1	ZH138	2CPX060498R9999	
With lock	1	ZH139	2CPX060499R9999	
Latch handle*				
Without lock	1	ZH140	2CPX060500R9999	
With lock	1	ZH141	2CPX060501R9999	
Swivel handle with lead sealable cap*				
For semi-cylinder 40 mm (30/10)	1	ZH228	2CPX045709R9999	
Swivel handle with lead sealable cap*				
With cabinet handle Berlin, simultaneous locking	1	ZH227	2CPX045708R9999	
Swivel handle with lead sealable cap*				
With closure E0 12	1	ZH203	2CPX045707R9999	
Dummy insert				
instead of a semi-cylinder for the swivel handle ZH228	1	ZH142	2CPX060502R9999	

*Leave not less than 2 SU for DIN rail devices behind the closure

Compact distribution boards

Accessories

2



ZKV200P4



ZE11



ZE12



ZB43



ZX69K



ZA1P5



ZA6



ZA5



ZA53



ZX139LR


Article	Pieces	Type	Ord. no.	Price
Hollow-wall mounting set For retrofitting flush-mounted distribution boards Wall thickness: min. 14 mm, max. 58 mm	1	ZKV200P4	2CPX062446R9999	
Earthing set for wall-mounting compact distribution boards For conversion into protection class 1	1	ZE11	2CPX038143R9999	
Earthing set for flush-mounting compact distribution boards For conversion into protection class 1	1	ZE12	2CPX038144R9999	
Membrane flange For inserting the cable from below	1	ZB43	2CPX038183R9999	
Vertical partitions between distribution board panels, not arc-resistant				
Overall height 3 GU	1	ZX69K	2CPX039332R9999	
Overall height 4 GU	1	ZX70K	2CPX039333R9999	
Overall height 5 GU	1	ZX71K	2CPX039334R9999	
Overall height 6 GU	1	ZX72K	2CPX039335R9999	
Overall height 7 GU	1	ZX73K	2CPX039336R9999	
Slot cover Colour RAL 7035 For 12 space units, break-off type	5 50	ZA1P5 ZA1P50	2CPX062384R9999 2CPX062378R9999	
Document holder DIN A4 Self-adhesive with transparent sleeve	1 10	ZA6 ZA6P10	2CPX038227R9999 2CPX062380R9999	
Self-adhesive with transparent sleeve and reinforced back	10	ZA61P10	2CPX062375R9999	
Document holder DIN A4 Self-adhesive	1 10	ZA13 ZA13P10	2CPX038233R9999 2CPX062381R9999	
Document holder DIN A5 Self-adhesive	1 10	ZA5 ZA5P10	2CPX038228R9999 2CPX062382R9999	
Document holder	1	ZA53	2CPX071103R9999	
Door hinge (plastic)	2	ZX139LR	2CPX039139R9999	

Compact distribution boards

Accessories



ZX464



ZX371



ZK90P2



ZX21



ZB32P20



ED137P4



ED50P12




ZKV201

Article	Pieces	Type	Ord. no.	Price
Door bolt for double-wing doors For cabinets with three or more panel widths	1	ZX464	2CPX039596R9999	
DIN rail for terminals 35 x 7.5 mm For recessed mounting in conjunction with mounting bracket ZX372P2 and insulator ZK90P2				
1 panel wide	1	ZX371	2CPX068076R9999	
2 panel wide	1	ZX389	2CPX068190R9999	
Insulator for DIN rails 35 x 7.5 mm including fastening material	2	ZK90P2	2CPX062426R9999	
DIN rail 35 x 7.5 mm				
1 panel wide	1	ZX21	2CPX039021R9999	
2 panel wide	1	ZX22	2CPX039022R9999	
Fastening screws for DIN rails				
Slotted/hexalobular socket pan head thread rolling screw T25 –	20	ZB32P20	2CPX062651R9999	
Slotted/hexalobular socket pan head thread rolling screw T25 –	500	ZB32P500	2CPX062652R9999	
Cover holder 45 mm high For fastening on the EDF profile For DIN rails 35 x 7.5 mm, use only these cover holders	4 40	ED137P4 ED137P40	2CPX062600R9999 2CPX062601R9999	
Press-and-turn fixing To cover distribution board panels	12	ED50P12	2CPX062337R9999	
Labelling system Self-adhesive, for AT and U distribution boards	1	ZKV201	2CPX038148R9999	

Compact distribution boards

Accessories

2



ZK300



ZX518



ZX400



ZB19



ZA122



ZA20



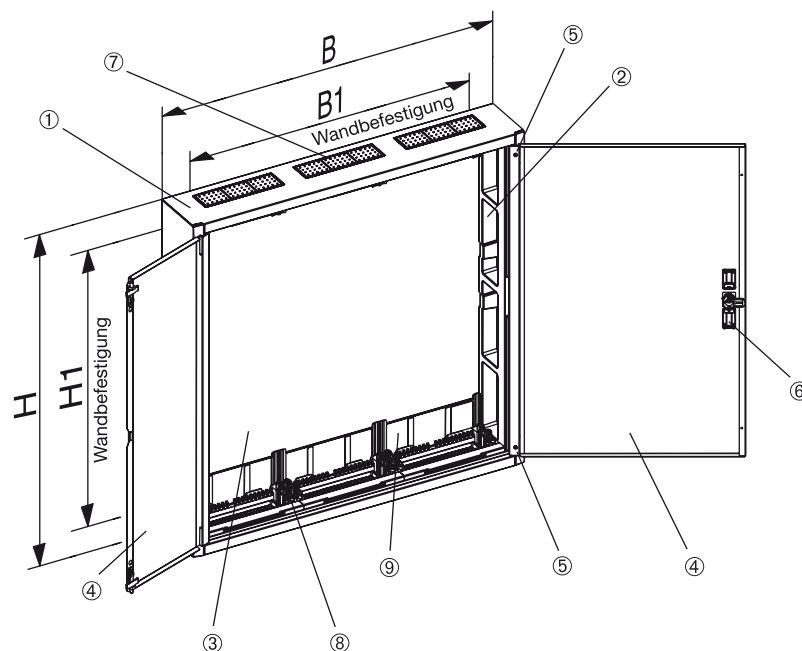
ZA120

Article	Pieces	Type	Ord. no.	Price
Busbar system for N/PE				
Cu 12 x 5 mm, max. connection 95 mm ²				
1 panel wide	1	ZK300	2CPX038551R9999	
2 panel wide	1	ZK301	2CPX038552R9999	
N/PE busbar holder				
For copper busbars 12 x 5 mm, 20 x 5 mm, 30 x 5 mm				
	1	ZX518	2CPX067805R9999	
	10	ZX518P10	2CPX062551R9999	
Copper busbars				
12 x 5 mm = 250 A				
1 m long		ZX400	2CPX061400R9999	
2 m long		ZX401	2CPX061401R9999	
3 m long		ZX402	2CPX061402R9999	
4 m long		ZX350	2CPX061350R9999	
Cover profile				
For copper busbars 12 x 5 and 12 x 10 mm, length 1 m				
To clip on busbars				
		ZB19	2CPX038187R9999	
Cleaner				
For distribution board panel covers				
Spray dispenser, 500 ml				
	1	ZA122	2CPX038293R9999	
Spray paint can				
Colour RAL 9016, 150 ml				
	1	ZA20	2CPX038229R9999	
Touch-up applicator				
Colour RAL 9016, 12 ml				
	1	ZA120	2CPX039043R9999	

Compact distribution boards

Technical information

1. The cabinet is made of sheet steel (1 mm) and is powder-coated (RAL 9016). Its extraordinary stability is achieved by the profiled cabinet frame. Problem-free surface mounting is therefore also possible.
2. The protective insulation is guaranteed by an inserted plastic profile.
3. An additional plastic rear wall is inserted in order to maintain the protective insulation.
4. The door provides great stability thanks to its special shape in the hinge area and on the closing side.
5. The door can be readjusted with the special hinge.
6. The standard lock offers not only a new design but also secure locking, both as "standard" and as "security design".
7. The flange openings on top are closed ex-factory with the membrane flange.
8. The cabinet provides an optimum connection space thanks to the individual panel holders.
9. Prepunched knockouts are provided for inserting cables from the rear.



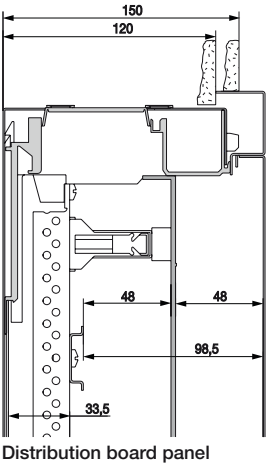
Type	H	W	H1	W1
AT22E, AL22	374	574	235	417
AT31, AL31	524	324	385	167
AT32, AT32TE, AT32R2, AT32TR2, AL32	524	574	385	417
AT41, AT41TE, AT41R3, AT41TR3, AL41	674	324	535	167
AT42, AT42TE, AT42M, AT42/2, AT42R3, AT42TR3, AL42	674	574	535	417
AT43, AT43R3, AT43TR3, AL43	674	824	535	667
AT51, AT51TE, AT51R4, AT51TR4, AL51	824	324	685	167
AT52, AT52TE, AT52K, AT52/2, AT52R4, AT52TR4, AL52	824	574	685	417
AT53, AT53M, AT53K, AT53R4, AT53TR4, AL53	824	824	685	667
AT54K, AK54E, AT54R4, AL54	824	1074	685	917
AT61, AT61TE, AT61R5, AT61TR5, AL61	974	324	835	167
AT62, AT62TE, AT62K, AT62R5, AT62TR5, AL62	974	574	835	417
AT63E, AT63K, AT63R5, AT63TR5, AL63	974	824	835	667
AT64K, AL64	974	1074	835	917
AT72, AT72K, AT72R6, AT72TR6, AL72	1124	574	985	417
AT73K, AT73R6, AT73TR6, AL73	1124	824	985	667

Dimensions in mm

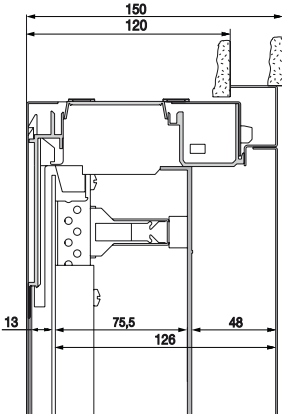
Compact distribution boards

Technical information

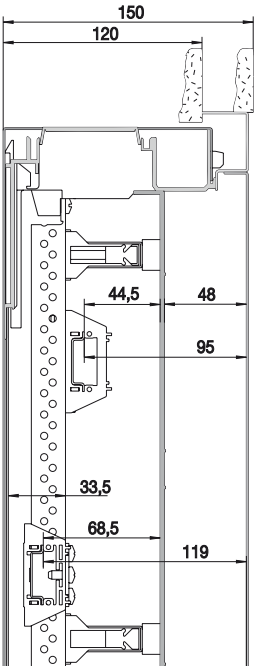
2



Distribution board panel



Mounting plate



Panel for terminals

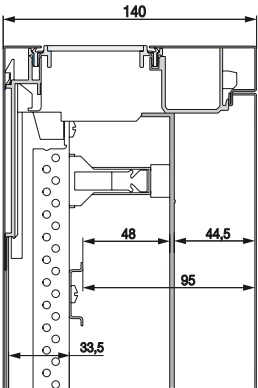
Flush-mounting with door. U

Type	Weight in kg	Power loss in Watts $\Delta t_{1,0}$ 20K
U32	13.50	33.10
U32R2	13.00	33.10
U32TE	12.50	33.10
U32TR2	11.00	33.10
U41	10.50	24.30
U41R3	10.50	24.30
U41TE	9.00	24.30
U41TR3	9.50	24.30
U42	15.50	40.10
U42/2	16.50	40.10
U42D	16.50	40.10
U42FPT	17.00	40.10
U42M	18.50	40.10
U42R3	16.00	40.10
U42TE	14.00	40.10
U42TR3	14.00	40.10
U43	22.50	57.40
U43R3	23.00	57.40
U43TR3	19.50	57.40
U51	12.50	28.40
U51R4	12.00	28.40
U51TE	12.00	28.40
U51TR4	10.50	28.40
U52	18.50	46.30
U52/2	19.00	46.30
U52K	18.50	46.30
U52R4	18.00	46.30
U52TE	16.00	46.30
U52TR4	16.00	46.30
U53	26.50	65.60
U53K	26.00	65.60
U53M	29.00	65.60
U53R4	26.50	65.60
U53TR4	22.00	65.60
U54E	33.00	61.80
U54K	32.50	61.80
U54R4	33.50	61.80
U61	14.50	32.90
U61R5	14.50	32.90
U61TE	12.50	32.90
U61TR5	12.50	32.90
U62	22.00	53.10
U62K	22.00	53.10
U62R5	22.00	53.10
U62TE	19.00	53.10
U62TR5	19.00	53.10
U63E	31.00	53.30
U63K	30.50	53.30
U63R5	31.50	53.30
U63TR5	26.00	53.30
U64K	38.00	68.30
U72	25.00	59.80
U72K	25.00	59.80
U72R6	26.00	59.80
U72TR6	21.50	59.80
U73K	35.00	62.30
U73R6	35.50	62.30
U73TR6	28.50	62.30

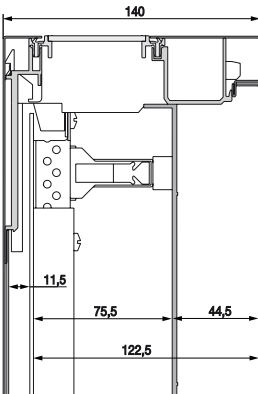
> Dimensions in mm

Compact distribution boards

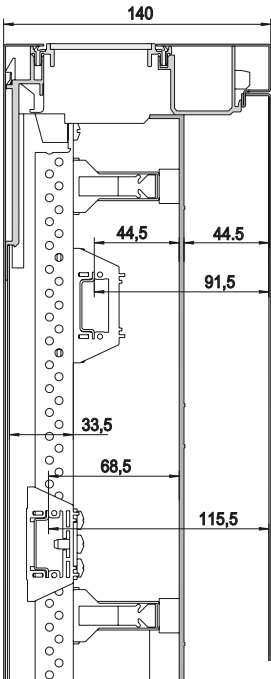
Technical information



Distribution board panel



Mounting plate



Panel for terminals

Wall-mounting with door. AT

Type	Weight in kg	Power loss in Watts $\Delta t_{\text{a}} 20\text{K}$
AT22E	9.70	36.30
AT31	7.50	27.30
AT32	12.50	45.30
AT32R2	12.00	45.30
AT32TE	12.00	45.30
AT32TR2	11.50	45.30
AT41	9.50	33.30
AT41R3	10.00	33.30
AT41TE	9.00	33.30
AT41TR3	9.00	33.30
AT42	15.00	53.90
AT42/2	15.50	53.90
AT42M	17.50	53.90
AT42R3	15.00	53.90
AT42TE	13.00	53.90
AT42TR3	13.50	53.90
AT43	21.50	76.30
AT43R3	21.50	76.30
AT43TR3	18.00	76.30
AT51	11.50	39.20
AT51R4	11.50	39.20
AT51TE	11.50	39.20
AT51TR4	11.00	39.20
AT52	17.00	62.60
AT52/2	18.00	62.60
AT52K	17.50	62.60
AT52R4	18.00	62.60
AT52TE	18.00	62.60
AT52TR4	16.00	62.60
AT53	25.00	59.50
AT53K	25.00	59.50
AT53M	28.00	59.50
AT53R4	25.50	59.50
AT53TR4	21.50	59.50
AT54E	32.00	85.10
AT54K	31.00	85.10
AT54R4	32.50	85.10
AT54TR4	26.50	85.10
AT61	13.50	45.40
AT61R5	13.50	45.40
AT61TE	11.50	45.40
AT61TR5	12.00	45.40
AT62	21.00	49.60
AT62K	20.50	49.60
AT62R5	20.00	49.60
AT62TE	20.00	49.60
AT62TR5	20.00	49.60
AT63E	29.50	70.00
AT63K	29.00	70.00
AT63R5	29.00	70.00
AT63TR5	24.00	70.00
AT64K	36.00	100.10
AT72	23.50	57.30
AT72K	23.50	57.30
AT72R6	23.50	57.30
AT72TR6	20.00	57.30
AT73K	33.50	83.60
AT73R6	34.00	83.60
AT73TR6	30.50	83.60

> Dimensions in mm

System pro *E* energy

Wall-mounting and floor-standing cabinets IP43

3



Wall-mounting and floor-standing cabinets IP43

Contents

A-wall-mounting cabinets IP43	3/2
B-wall-mounting cabinets IP43	3/16
HS-floor-standing cabinets IP43	3/24
H-floor-standing cabinets IP43	3/25

Applicable standards:
DIN EN 61439-1/-2/-3 (VDE 0660-600-1/-2/-3)

The relevant regulations for manufacturing switchgear combinations must be observed to comply with protection class I/II (earthed/double insulated)!

A wall-mounting cabinets IP43

Indoor installation

3



A wall-mounting cabinets IP43 , Cabinet depth 215 mm

Empty cabinets for surface mounting, flush mounting and partially recessed mounting
in solid walls for indoor use

I_n up to 250 A (400 A)*

Enclosure and door made of sheet steel, with recessed plastic profile for double insulation

Rear wall made of plastic

RAL 9016, powder-coated

Prepared to be fitted with meter and distribution board panels/combination sets

Prepared to be fitted with CombiLine-M modules on the EDF mounting frame

Double-wing doors on cabinets with three or more panel widths

Door opening angle: 130 degree

With standard closure ZB113

Flange openings are provided on the bottom and sides

Membrane flanges are mounted in the upper connection area

One nipple flange ZB40 also included

Knockouts for incoming cables are provided on the rear side

Cable inlets are located in the lower and upper connection area (per panel width)

> For distribution board panels, combination sets and CombiLine-M, see Chapter Distribution panel system

*Depending on the switchgear assembly (TTA, PTTA), verification in accordance with DIN EN 60439-1 (VDE 0660-500) required


A wall-mounting cabinets IP43

Indoor installation



3/2A

3

OH	GU	Height in mm	PW	SU	External dimensions	A wall-mounting cabinets IP43 		
					H x W x D (mm)	Type	Ord. no.	Price
00	3	500	1	36	500 x 300 x 215	1/00A	2CPX036061R9999	
			2	72	500 x 550 x 215	2/00A	2CPX036062R9999	
			3	108	500 x 800 x 215	3/00A	2CPX036063R9999	
			4	144	500 x 1050 x 215	4/00A	2CPX036064R9999	
			5	180	500 x 1300 x 215	5/00A	2CPX036065R9999	
0	4	650	1	48	650 x 300 x 215	1/0A	2CPX036001R9999	
			2	96	650 x 550 x 215	2/0A	2CPX036002R9999	
			3	144	650 x 800 x 215	3/0A	2CPX036003R9999	
			4	192	650 x 1050 x 215	4/0A	2CPX036004R9999	
			5	240	650 x 1300 x 215	5/0A	2CPX036005R9999	
1	5	800	1	60	800 x 300 x 215	1/1A	2CPX036011R9999	
			2	120	800 x 550 x 215	2/1A	2CPX036012R9999	
			3	180	800 x 800 x 215	3/1A	2CPX036013R9999	
			4	240	800 x 1050 x 215	4/1A	2CPX036014R9999	
			5	300	800 x 1300 x 215	5/1A	2CPX036015R9999	
2	6	950	1	72	950 x 300 x 215	1/2A	2CPX036021R9999	
			2	144	950 x 550 x 215	2/2A	2CPX036022R9999	
			3	216	950 x 800 x 215	3/2A	2CPX036023R9999	
			4	288	950 x 1050 x 215	4/2A	2CPX036024R9999	
			5	360	950 x 1300 x 215	5/2A	2CPX036025R9999	
3	7	1100	1	84	1100 x 300 x 215	1/3A	2CPX036031R9999	
			2	168	1100 x 550 x 215	2/3A	2CPX036032R9999	
			3	252	1100 x 800 x 215	3/3A	2CPX036033R9999	
			4	336	1100 x 1050 x 215	4/3A	2CPX036034R9999	
			5	420	1100 x 1300 x 215	5/3A	2CPX036035R9999	
4	8	1250	1	96	1250 x 300 x 215	1/4A	2CPX036041R9999	
			2	192	1250 x 550 x 215	2/4A	2CPX036042R9999	
			3	288	1250 x 800 x 215	3/4A	2CPX036043R9999	
			4	384	1250 x 1050 x 215	4/4A	2CPX036044R9999	
			5	480	1250 x 1300 x 215	5/4A	2CPX036045R9999	
5	9	1400	1	108	1400 x 300 x 215	1/5A	2CPX036051R9999	
			2	216	1400 x 550 x 215	2/5A	2CPX036052R9999	
			3	324	1400 x 800 x 215	3/5A	2CPX036053R9999	
			4	432	1400 x 1050 x 215	4/5A	2CPX036054R9999	
			5	540	1400 x 1300 x 215	5/5A	2CPX036055R9999	

A wall-mounting cabinets IP43

Accessories

3



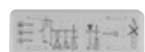
ZX455



ZX454



ZX206P4



ZB43



ZB40



ZB113

ZB111



ZX456



ZH800



ZH220



ZH130

Article	Pieces	Type	Ord. no.	Price
Insulating frame for cabinet to cabinet connection For the side flange cut-outs (to maintain double insulation when cabinets are assembled next to each other) (with connection material)	1	ZX455	2CPX039192R9999	
Insulating frame for cabinet to cabinet connection For the top/bottom flange cut-outs (to maintain double insulation when cabinets are assembled one above the other)	1	ZX454	2CPX039199R9999	
External mounting brackets	4	ZX206P4	2CPX062491R9999	
Membrane flange* For inserting the cable	1	ZB43	2CPX038183R9999	
Nipple flange* For inserting the cable	1	ZB40	2CPX038195R9999	
Standard closure*	1	ZB113	2CPX038478R9999	
Closure with lock With 2 keys	1	ZB111	2CPX038479R9999	
Espagnolette closure In conjunction standard closure and lock for retrofitting into A-, B- and U-cabinets				
For overall height 0 (4 GU)	1	ZX456	2CPX039586R9999	
For overall height 1 (5 GU)	1	ZX457	2CPX039587R9999	
For overall height 2 (6 GU)	1	ZX458	2CPX039588R9999	
For overall height 3 (7 GU)	1	ZX459	2CPX039589R9999	
For overall height 4 (8 GU)	1	ZX460	2CPX039590R9999	
For overall height 5 (9 GU)	1	ZX461	2CPX039591R9999	
Set for installing Actuation options in conjunction with ZH220/ZH221/ZH222	1	ZH800	2CPX038544R9999	
Latch plate for double-bit operating pin (order installation set ZH800 separately) 3 and 5 mm	1	ZH220	2CPX045700R9999	
Operating pins				
Double-bit 3 mm	1	ZH130	2CPX060490R9999	
Double-bit 5 mm	1	ZH131	2CPX060491R9999	

> For transparent doors, see page 3/9

*Spare part included in the scope of delivery

A wall-mounting cabinets IP43

Accessories



ZH221



ZH132



ZH134



ZH137



ZH222



ZH138



ZH139



ZH140



ZH141



ZH228



ZH142



ZH227



ZH203

Article	Pieces	Type	Ord. no.	Price
Latch plate For triangular, square and Daimler-Benz operating pins (also order ZH800 installation set for A or U cabinets)	1	ZH221	2CPX045701R9999	
Operating pins				
Triangular 7 mm	1	ZH132	2CPX060492R9999	
Triangular 8 mm	1	ZH133	2CPX060493R9999	
Square 6 mm	1	ZH134	2CPX060494R9999	
Square 7 mm	1	ZH135	2CPX060495R9999	
Square 8 mm	1	ZH136	2CPX060496R9999	
Daimler-Benz	1	ZH137	2CPX060497R9999	
Latch plate For T-handle or latch handle (order installation set ZH800 separately)	1	ZH222	2CPX045702R9999	
T-handle				
Without lock	1	ZH138	2CPX060498R9999	
With lock	1	ZH139	2CPX060499R9999	
Latch handle				
Without lock	1	ZH140	2CPX060500R9999	
With lock	1	ZH141	2CPX060501R9999	
Swivel handle for semi-cylinder 40 mm (30/10) with lead sealable cap	1	ZH228	2CPX045709R9999	
Dummy insert (instead of semi-cylinder)	1	ZH142	2CPX060502R9999	
Swivel handle With cabinet handle Berlin	1	ZH227	2CPX045708R9999	
Swivel handle With closure E0 12	1	ZH203	2CPX045707R9999	

A wall-mounting cabinets IP43

Accessories

3



ZX456



ZX139LR



ZX464



KB19



KB219



KBS9



KBW1



ZA20



ZA120

Article	Pieces	Type	Ord. no.	Price
Espagnolette closure				
in conjunction with ZH203, ZH220, ZH221, ZH222, ZH227 and ZH228				
For overall height 0 (4 GU)	1	ZX440	2CPX039570R9999	
For overall height 1 (5 GU)	1	ZX441	2CPX039571R9999	
For overall height 2 (6 GU)	1	ZX442	2CPX039572R9999	
For overall height 3 (7 GU)	1	ZX443	2CPX039573R9999	
For overall height 4 (8 GU)	1	ZX444	2CPX039574R9999	
For overall height 5 (9 GU)	1	ZX445	2CPX039575R9999	
Door hinge				
(plastic)*	2	ZX139LR	2CPX039139R9999	
Door bolt for double-wing doors*				
For cabinets with three or more panel widths	1	ZX464	2CPX039596R9999	
Cable entry covers				
with end plates and mounting brackets				
Colour RAL9016 adjusted to the colour of the cabinets				
1 panel wide, width 300 mm	1	KB19	2CPX044049R9999	
2 panel wide, width 550 mm	1	KB29	2CPX044050R9999	
3 panel wide, width 800 mm	1	KB39	2CPX044051R9999	
4 panel wide, width 1050 mm	1	KB49	2CPX044052R9999	
5 panel wide, width 1300 mm	1	KB59	2CPX044053R9999	
Profile				
Colour RAL9016	1	KB219	2CPX044055R9999	
Width 2000 mm				
End plate left/right				
Colour RAL9016	1	KBS9	2CPX044057R9999	
1 set, 2 pcs.				
Mounting brackets				
	1	KBW1	2CPX044058R9999	
Spray paint can				
Colour RAL 9016, 150 ml	1	ZA20	2CPX038229R9999	
Touch-up applicator				
Colour RAL 9016, 12 ml	1	ZA120	2CPX039043R9999	

*Spare part included in the scope of delivery

A wall-mounting cabinets IP43

Accessories



ZA6



ZA5

Article	Pieces	Type	Ord. no.	Price
Accessories for all cabinet types				
Document holder DIN A4	1	ZA6	2CPX038227R9999	
Self-adhesive with transparent sleeve	10	ZA6P10	2CPX062380R9999	
Self-adhesive with transparent sleeve and reinforced back	10	ZA61P10	2CPX062375R9999	
Document holder DIN A4	1	ZA13	2CPX038233R9999	
Self-adhesive	10	ZA13P10	2CPX062381R9999	
Document holder DIN A5	1	ZA5	2CPX038228R9999	
Self-adhesive	10	ZA5P10	2CPX062382R9999	

A wall-mounting cabinets IP43

Sheet steel doors

3



2CPX062060R9999

T20

PW	OH	To be used with... A cabinet	Type	Ord. no.	Price
1	00	1/00A	T100	2CPX062057R9999	
2		2/00A	T200	2CPX062058R9999	
3		3/00A	T300	2CPX062072R9999	
4		4/00A	T400	2CPX062073R9999	
5		5/00A	T500	2CPX062074R9999	
1	0	1/0A	T10	2CPX062059R9999	
2		2/0A	T20	2CPX062060R9999	
3		3/0A	T30	2CPX062061R9999	
4		4/0A	T40	2CPX062075R9999	
5		5/0A	T50	2CPX062076R9999	
1	1	1/1A	T11	2CPX062062R9999	
2		2/1A	T21	2CPX062063R9999	
3		3/1A	T31	2CPX062064R9999	
4		4/1A	T41	2CPX062065R9999	
5		5/1A	T51	2CPX062077R9999	
1	2	1/2A	T12	2CPX062066R9999	
2		2/2A	T22	2CPX062067R9999	
3		3/2A	T32	2CPX062068R9999	
4		4/2A	T42	2CPX062069R9999	
5		5/2A	T52	2CPX062078R9999	
1	3	1/3A	T13	2CPX062079R9999	
2		2/3A	T23	2CPX062070R9999	
3		3/3A	T33	2CPX062071R9999	
4		4/3A	T43	2CPX062080R9999	
5		5/3A	T53	2CPX062081R9999	
1	4	1/4A	T14	2CPX062082R9999	
2		2/4A	T24	2CPX062083R9999	
3		3/4A	T34	2CPX062084R9999	
4		4/4A	T44	2CPX062085R9999	
5		5/4A	T54	2CPX062086R9999	
1	5	1/5A	T15	2CPX062087R9999	
2		2/5A	T25	2CPX062088R9999	
3		3/5A	T35	2CPX062089R9999	
4		4/5A	T45	2CPX062090R9999	
5		5/5A	T55	2CPX062091R9999	

> Dimensions sheet steel doors, see page 3/12

A wall-mounting cabinets IP43

Transparent doors



TTS42

2CPX062039R9999

PW	OH	To be used with... A cabinet	Type	Ord. no.	Price
1	00	1/00A	TTS100	2CPX062021R9999	
2		2/00A	TTS200	2CPX062022R9999	
3		3/00A	TTS300	2CPX062023R9999	
4		4/00A	TTS400	2CPX062024R9999	
5		5/00A	TTS500	2CPX062025R9999	
1	0	1/0A	TTS10	2CPX062026R9999	
2		2/0A	TTS20	2CPX062027R9999	
3		3/0A	TTS30	2CPX062028R9999	
4		4/0A	TTS40	2CPX062029R9999	
5		5/0A	TTS50	2CPX062030R9999	
1	1	1/1A	TTS11	2CPX062031R9999	
2		2/1A	TTS21	2CPX062032R9999	
3		3/1A	TTS31	2CPX062033R9999	
4		4/1A	TTS41	2CPX062034R9999	
5		5/1A	TTS51	2CPX062035R9999	
1	2	1/2A	TTS12	2CPX062036R9999	
2		2/2A	TTS22	2CPX062037R9999	
3		3/2A	TTS32	2CPX062038R9999	
4		4/2A	TTS42	2CPX062039R9999	
5		5/2A	TTS52	2CPX062040R9999	
1	3	1/3A	TTS13	2CPX062041R9999	
2		2/3A	TTS23	2CPX062042R9999	
3		3/3A	TTS33	2CPX062043R9999	
4		4/3A	TTS43	2CPX062044R9999	
5		5/3A	TTS53	2CPX062045R9999	
1	4	1/4A	TTS14	2CPX062046R9999	
2		2/4A	TTS24	2CPX062047R9999	
3		3/4A	TTS34	2CPX062048R9999	
4		4/4A	TTS44	2CPX062049R9999	
5		5/4A	TTS54	2CPX062050R9999	
1	5	1/5A	TTS15	2CPX062051R9999	
2		2/5A	TTS25	2CPX062052R9999	
3		3/5A	TTS35	2CPX062053R9999	
4		4/5A	TTS45	2CPX062054R9999	
5		5/5A	TTS55	2CPX062055R9999	

> Dimensions transparent doors, see page 3/15

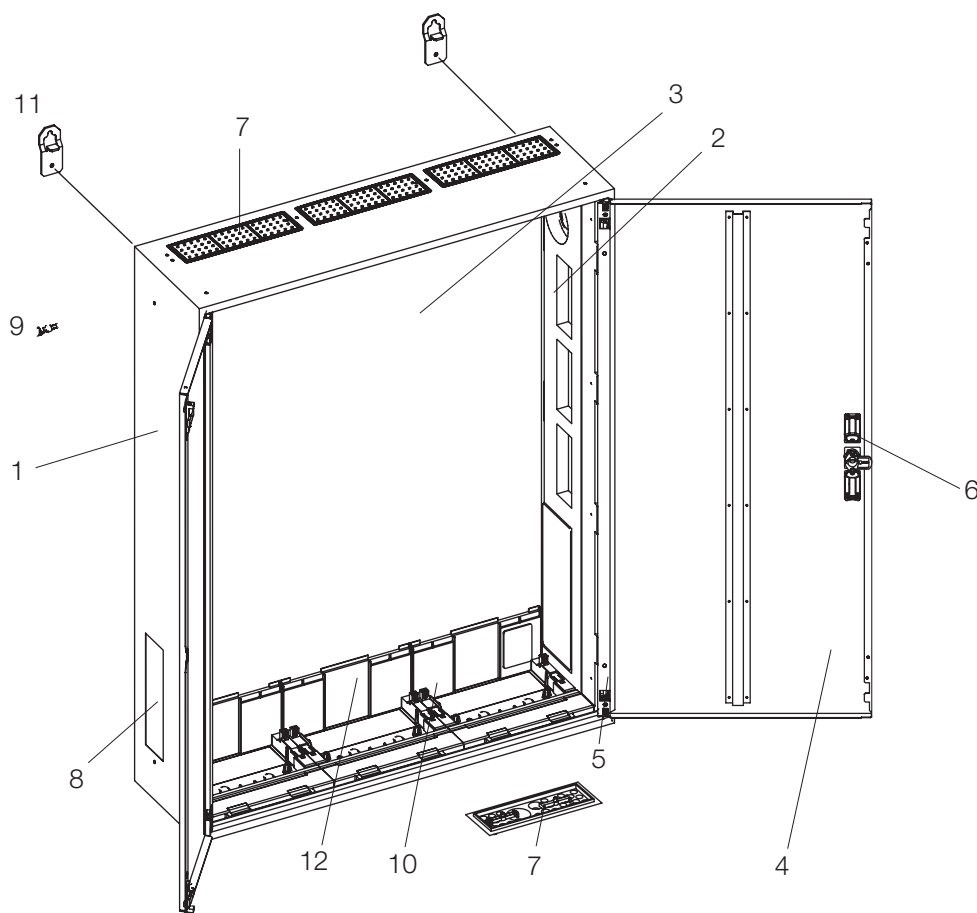
Notes

3

A wall-mounting cabinets IP43

Technical information

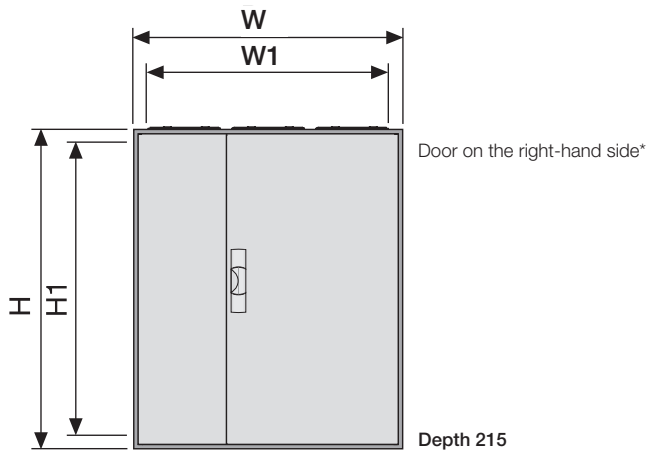
1. The A wall-mounting cabinet is made of sheet steel and is powder-coated (RAL 9016). The exceptional stability of the cabinet is achieved by the profiled cabinet frame. This enables easy installation (surface mounting, partially recessed or flush mounting).
2. The protective insulation is guaranteed by an inserted plastic profile.
3. Plastic rear wall.
4. The sheet steel door provides a high level of stability thanks to its special shape in the hinge area and on the closing side.
5. The door can be readjusted using the special hinge.
6. Using a special set of accessories, the standard closure can be converted into a three-point espagnolette closure or into a swivel handle for semi-cylinder.
7. The flange openings on top are closed ex-factory with the membrane flange. The scope of delivery includes a ZB40 nipple flange for the cable entry from the bottom.
8. Knockouts are prepunched to the sides for busbar connections from cabinet to cabinet and to the bottom.
9. The cabinet sides have knockouts on the left and right for connecting the cabinets next to each other. Captive cover caps maintain double insulation (accessories).
10. Thanks to the individual panel holders, the cabinet provides an optimal connection space.
11. The cabinet can be installed with internal fastenings or external mounting brackets (accessories).
12. Prepunched knockouts are provided for inserting cables from the rear.



A wall-mounting cabinets IP43

Dimensions, weight, power loss

3



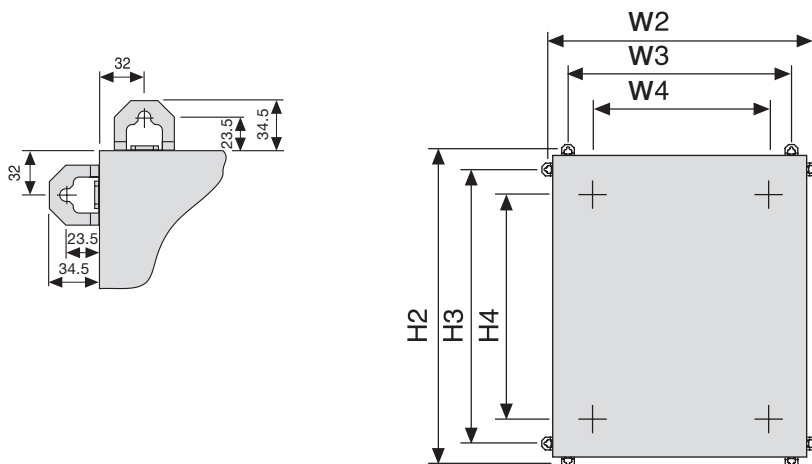
Type	OH	PW	SU	GU	Ext. dimensions		Int. dimensions		Door on the left-hand side*	Door on the right-hand side*	Weight	Power loss
					H	W	H1	W1	H x W	H x W	in kg	in watts $\Delta t_{1,0} 20K$
1/00A	00	1	36	3	500	300	452	252		471.4 x 272	6.20	28.80
2/00A		2	72		500	550	452	502		471.4 x 522	8.40	47.40
3/00A		3	108		500	800	452	752	471.4 x 260	471.4 x 510	12.20	67.10
4/00A		4	144		500	1050	452	1002	471.4 x 510	471.4 x 510	15.80	66.20
5/00A		5	180		500	1300	452	1252	471.4 x 510	471.4 x 760	19.60	83.60
1/0A	0	1	48	4	650	300	602	252		621.4 x 272	7.80	35.20
2/0A		2	96		650	550	602	502		621.4 x 522	11.40	56.20
3/0A		3	144		650	800	602	752	621.4 x 260	621.4 x 510	15.60	59.80
4/0A		4	192		650	1050	602	1002	621.4 x 510	621.4 x 510	16.80	80.90
5/0A		5	240		650	1300	602	1252	621.4 x 510	621.4 x 760	24.00	105.60
1/1A	1	1	60	5	800	300	752	252		771.4 x 272	9.80	41.60
2/1A		2	120		800	550	752	502		771.4 x 522	13.40	65.30
3/1A		3	180		800	800	752	752	771.4 x 260	771.4 x 510	18.00	69.70
4/1A		4	240		800	1050	752	1002	771.4 x 510	771.4 x 510	23.80	96.80
5/1A		5	300		800	1300	752	1252	771.4 x 510	771.4 x 760	28.00	128.40
1/2A	2	1	72	6	950	300	902	252		921.4 x 272	10.80	48.10
2/2A		2	144		950	550	902	502		921.4 x 522	15.60	51.90
3/2A		3	216		950	800	902	752	921.4 x 260	921.4 x 510	21.00	79.20
4/2A		4	288		950	1050	902	1002	921.4 x 510	921.4 x 510	26.80	112.60
5/2A		5	360		950	1300	902	1252	921.4 x 510	921.4 x 760	31.20	150.90
1/3A	3	1	84	7	1100	300	1052	252		1071.4 x 272	12.00	54.50
2/3A		2	168		1100	550	1052	502		1071.4 x 522	17.60	60.70
3/3A		3	252		1100	800	1052	752	1071.4 x 260	1071.4 x 510	23.60	87.50
4/3A		4	336		1100	1050	1052	1002	1071.4 x 510	1071.4 x 510	30.00	131.30
5/3A		5	420		1100	1300	1052	1252	1071.4 x 510	1071.4 x 760	35.20	171.20
1/4A	4	1	96	8	1250	300	1202	252		1221.4 x 272	14.00	60.80
2/4A		2	192		1250	550	1202	502		1221.4 x 522	19.20	68.30
3/4A		3	288		1250	800	1202	752	1221.4 x 260	1221.4 x 510	26.00	101.50
4/4A		4	384		1250	1050	1202	1002	1221.4 x 510	1221.4 x 510	32.40	147.40
5/4A		5	480		1250	1300	1202	1252	1221.4 x 510	1221.4 x 760	40.20	190.50
1/5A	5	1	108	9	1400	300	1352	252		1371.4 x 272	15.00	67.20
2/5A		2	216		1400	550	1352	502		1371.4 x 522	22.40	77.80
3/5A		3	324		1400	800	1352	752	1371.4 x 260	1371.4 x 510	29.20	118.10
4/5A		4	432		1400	1050	1352	1002	1371.4 x 510	1371.4 x 510	35.20	156.00
5/5A		5	540		1400	1300	1352	1252	1371.4 x 510	1371.4 x 760	44.00	205.60

> Dimensions in mm

* Double-wing doors on cabinets with three or more panel widths

A wall-mounting cabinets IP43

Assembly dimensions



Type	OH	PW	SU	GU	Ext. fastening				Int. fastenning		Weight in kg	Power loss in watts $\Delta t_{1,0} 20K$
					H2	H3	W2	W3	H4	W4		
1/00A	00	1	36	3	547	436	347	236	402	170	6.20	28.80
2/00A		2	72		547	436	597	486	402	420	8.40	47.40
3/00A		3	108		547	436	847	736	402	670	12.20	67.10
4/00A		4	144		547	436	1097	986	402	920	15.80	66.20
5/00A		5	180		547	436	1347	1236	402	1170	19.60	83.60
1/0A	0	1	48	4	697	586	347	236	552	170	7.80	35.20
2/0A		2	96		697	586	597	486	552	420	11.40	56.20
3/0A		3	144		697	586	847	736	552	670	15.60	59.80
4/0A		4	192		697	586	1097	986	552	920	16.80	80.90
5/0A		5	240		697	586	1347	1236	552	1170	24.00	105.60
1/1A	1	1	60	5	847	736	347	236	702	170	9.80	41.60
2/1A		2	120		847	736	597	486	702	420	13.40	65.30
3/1A		3	180		847	736	847	736	702	670	18.00	69.70
4/1A		4	240		847	736	1097	986	702	920	23.80	96.80
5/1A		5	300		847	736	1347	1236	702	1170	28.00	128.40
1/2A	2	1	72	6	997	886	347	236	852	170	10.80	48.10
2/2A		2	144		997	886	597	486	852	420	15.60	51.90
3/2A		3	216		997	886	847	736	852	670	21.00	79.20
4/2A		4	288		997	886	1097	986	852	920	26.80	112.60
5/2A		5	360		997	886	1347	1236	852	1170	31.20	150.90
1/3A	3	1	84	7	1147	1036	347	236	1002	170	12.00	54.50
2/3A		2	168		1147	1036	597	486	1002	420	17.60	60.70
3/3A		3	252		1147	1036	847	736	1002	670	23.60	87.50
4/3A		4	336		1147	1036	1097	986	1002	920	30.00	131.30
5/3A		5	420		1147	1036	1347	1236	1002	1170	35.20	171.20
1/4A	4	1	96	8	1297	1186	347	236	1152	170	14.00	60.80
2/4A		2	192		1297	1186	597	486	1152	420	19.20	68.30
3/4A		3	288		1297	1186	847	736	1152	670	26.00	101.50
4/4A		4	384		1297	1186	1097	986	1152	920	32.40	147.40
5/4A		5	480		1297	1186	1347	1236	1152	1170	40.20	190.50
1/5A	5	1	108	9	1447	1336	347	236	1302	170	15.00	67.20
2/5A		2	216		1447	1336	597	486	1302	420	22.40	77.80
3/5A		3	324		1447	1336	847	736	1302	670	29.20	118.10
4/5A		4	432		1447	1336	1097	986	1302	920	35.20	156.00
5/5A		5	540		1447	1336	1347	1236	1302	1170	44.00	205.60

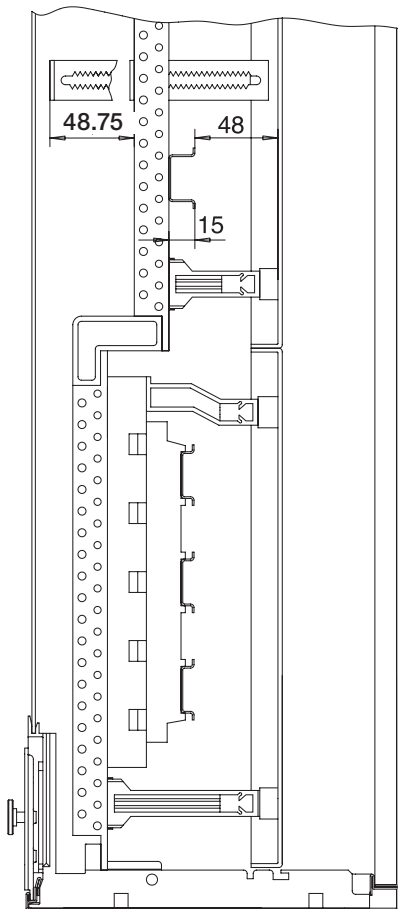
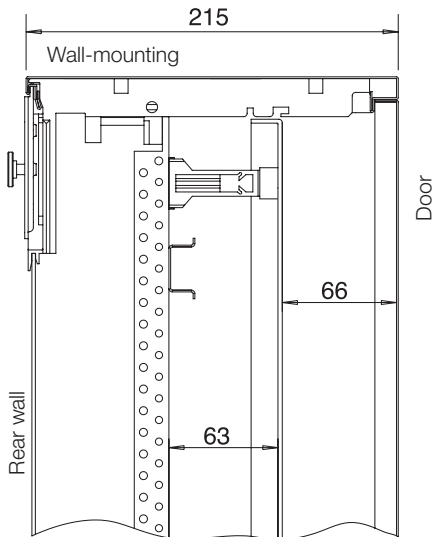
> Dimensions in mm

A wall-mounting cabinets IP43

Dimensions, Interior configuration

Cross section with distribution boards panels and combination sets

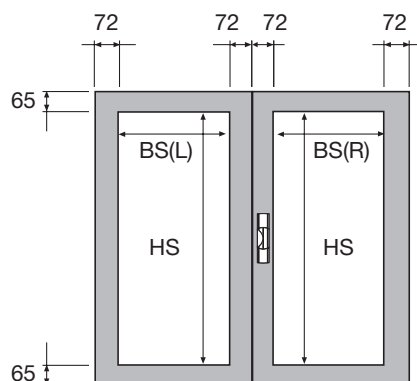
3



> Dimensions in mm

A wall-mounting cabinets IP43

Dimensions of the transparent doors



3

Type	Cabinet A Cabinet	OH	PW	GU	Door on the left H x W	Door on the right H x W	Window on the left HW x WW(L)	Window on the right HW x WW(R)
TTS100	1/00A	00	1	3	-	471.4 x 272	-	341.4 x 128
TTS200	2/00A		2		-	471.4 x 522	-	341.4 x 378
TTS300	3/00A		3		471.4 x 260	471.4 x 510	341.4 x 116	341.4 x 366
TTS400	4/00A		4		471.4 x 510	471.4 x 510	341.4 x 366	341.4 x 366
TTS500	5/00A		5		471.4 x 510	471.4 x 760	341.4 x 366	341.4 x 616
TTS10	1/0A	0	1	4	-	621.4 x 272	-	491.4 x 128
TTS20	2/0A		2		-	621.4 x 522	-	491.4 x 378
TTS30	3/0A		3		621.4 x 260	621.4 x 510	491.4 x 116	491.4 x 366
TTS40	4/0A		4		621.4 x 510	621.4 x 510	491.4 x 366	491.4 x 366
TTS50	5/0A		5		621.4 x 510	621.4 x 760	491.4 x 366	491.4 x 616
TTS11	1/1A	1	1	5	-	771.4 x 272	-	641.4 x 128
TTS21	2/1A		2		-	771.4 x 522	-	641.4 x 378
TTS31	3/1A		3		771.4 x 260	771.4 x 510	641.4 x 116	641.4 x 366
TTS41	4/1A		4		771.4 x 510	771.4 x 510	641.4 x 366	641.4 x 366
TTS51	5/1A		5		771.4 x 510	771.4 x 760	641.4 x 366	641.4 x 616
TTS12	1/2A	2	1	6	-	921.4 x 272	-	791.4 x 128
TTS22	2/2A		2		-	921.4 x 522	-	791.4 x 378
TTS32	3/2A		3		921.4 x 260	921.4 x 510	791.4 x 116	791.4 x 366
TTS42	4/2A		4		921.4 x 510	921.4 x 510	791.4 x 366	791.4 x 366
TTS52	5/2A		5		921.4 x 510	921.4 x 760	791.4 x 366	791.4 x 616
TTS13	1/3A	3	1	7	-	1071.4 x 272	-	941.4 x 128
TTS23	2/3A		2		-	1071.4 x 522	-	941.4 x 378
TTS33	3/3A		3		1071.4 x 260	1071.4 x 510	941.4 x 116	941.4 x 366
TTS43	4/3A		4		1071.4 x 510	1071.4 x 510	941.4 x 366	941.4 x 366
TTS53	5/3A		5		1071.4 x 510	1071.4 x 760	941.4 x 366	941.4 x 616
TTS14	1/4A	4	1	8	-	1221.4 x 272	-	1091.4 x 128
TTS24	2/4A		2		-	1221.4 x 522	-	1091.4 x 378
TTS34	3/4A		3		1221.4 x 260	1221.4 x 510	1091.4 x 116	1091.4 x 366
TTS44	4/4A		4		1221.4 x 510	1221.4 x 510	1091.4 x 366	1091.4 x 366
TTS54	5/4A		5		1221.4 x 510	1221.4 x 760	1091.4 x 366	1091.4 x 616
TTS15	1/5A	5	1	9	-	1371.4 x 272	-	1241.4 x 128
TTS25	2/5A		2		-	1371.4 x 522	-	1241.4 x 378
TTS35	3/5A		3		1371.4 x 260	1371.4 x 510	1241.4 x 116	1241.4 x 366
TTS45	4/5A		4		1371.4 x 510	1371.4 x 510	1241.4 x 366	1241.4 x 366
TTS55	5/5A		5		1371.4 x 510	1371.4 x 760	1241.4 x 366	1241.4 x 616

> Dimensions in mm

*Double-wing doors on cabinets with three or more panel widths

B wall-mounting cabinets IP43

Indoor installation

3



B wall-mounting cabinets IP43, Cabinet depth 215 mm

Empty cabinets for surface, flush and partially recessed mounting

I_n up to 250 A (400 A)*

Enclosure and door made of sheet steel

Rear wall made of plastic

RAL 9016 powder-coated

Prepared to be fitted with a mounting plate made of galvanised sheet steel

Prepared to be fitted with distribution board panels/combination sets

Prepared to be fitted with CombiLine-M modules on the EDF mounting frame

Double-wing doors on cabinets with three or more panel widths

Door opening angle: 130 degree

With standard closure ZB113

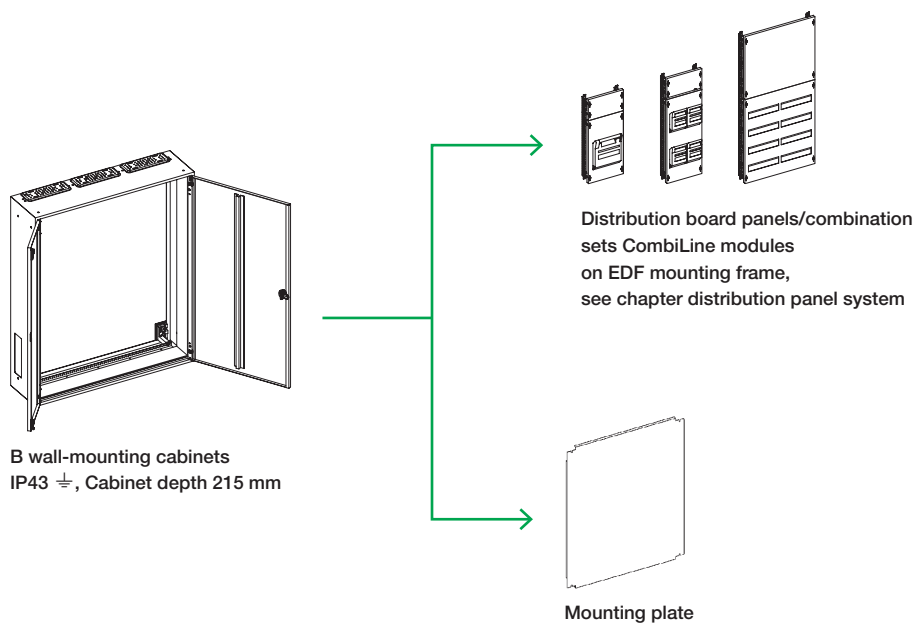
Flange openings on the sides, open at the bottom. Nipple flanges ZB40 included

Membrane flanges are mounted in the upper connection area

> For transparent doors, see page 3/21

> For distribution board panels, combination sets and CombiLine-M, see Chapter Distribution panel system

*Depending on the switchgear assembly (TTA, PTTA), verification in accordance with DIN EN 60439-1 (VDE 0660-500) required




B wall-mounting cabinets IP43 / mounting plates

Indoor installation



3/2B



GM32

GU	OH	Height in mm	PW	SU	External dimensions	B wall-mounting cabinets IP43				External dimensions	Mounting plates		
					H x W x D (mm)	Type	Ord. no.	Price		H x W x D (mm)	Type	Ord. no.	Price
3	00	500	1	36	500 x 300 x 215	1/00B	2CPX036360R9999		-	-	-	-	
			2	72	500 x 550 x 215	2/00B	2CPX036361R9999		-	-	-	-	
			3	108	500 x 800 x 215	3/00B	2CPX036362R9999		-	-	-	-	
4	0	650	1	48	650 x 300 x 215	1/0B	2CPX036370R9999		-	-	-	-	
			2	96	650 x 550 x 215	2/0B	2CPX036371R9999		600 x 500	GM20	2CPX034473R9999		
			3	144	650 x 800 x 215	3/0B	2CPX036372R9999		600 x 750	GM30	2CPX034474R9999		
			4	192	650 x 1050 x 215	4/0B	2CPX036373R9999		600 x 1000	GM40	2CPX034475R9999		
			5	240	650 x 1300 x 215	5/0B	2CPX036374R9999		600 x 1250	GM50	2CPX034476R9999		
5	1	800	1	60	800 x 300 x 215	1/1B	2CPX036380R9999		-	-	-	-	
			2	120	800 x 550 x 215	2/1B	2CPX036381R9999		-	-	-	-	
			3	180	800 x 800 x 215	3/1B	2CPX036382R9999		-	-	-	-	
			4	240	800 x 1050 x 215	4/1B	2CPX036383R9999		-	-	-	-	
			5	300	800 x 1300 x 215	5/1B	2CPX036384R9999		-	-	-	-	
6	2	950	1	72	950 x 300 x 215	1/2B	2CPX036390R9999		900 x 250	GM12	2CPX034482R9999		
			2	144	950 x 550 x 215	2/2B	2CPX036391R9999		900 x 500	GM22	2CPX034483R9999		
			3	216	950 x 800 x 215	3/2B	2CPX036392R9999		900 x 750	GM32	2CPX034484R9999		
			4	288	950 x 1050 x 215	4/2B	2CPX036393R9999		900 x 1000	GM42	2CPX034485R9999		
			5	360	950 x 1300 x 215	5/2B	2CPX036394R9999		900 x 1250	GM52	2CPX034486R9999		
7	3	1100	1	84	1100 x 300 x 215	1/3B	2CPX036400R9999		-	-	-	-	
			2	168	1100 x 550 x 215	2/3B	2CPX036401R9999		-	-	-	-	
			3	252	1100 x 800 x 215	3/3B	2CPX036402R9999		-	-	-	-	
			4	336	1100 x 1050 x 215	4/3B	2CPX036403R9999		-	-	-	-	
			5	420	1100 x 1300 x 215	5/3B	2CPX036404R9999		-	-	-	-	
8	4	1250	1	96	1250 x 300 x 215	1/4B	2CPX036410R9999		-	-	-	-	
			2	192	1250 x 550 x 215	2/4B	2CPX036411R9999		1200 x 500	GM24	2CPX034488R9999		
			3	288	1250 x 800 x 215	3/4B	2CPX036412R9999		1200 x 750	GM34	2CPX034489R9999		
			4	384	1250 x 1050 x 215	4/4B	2CPX036413R9999		1200 x 1000	GM44	2CPX034490R9999		
			5	480	1250 x 1300 x 215	5/4B	2CPX036414R9999		1200 x 1250	GM54	2CPX034491R9999		
9	5	1400	1	108	1400 x 300 x 215	1/5B	2CPX036420R9999		-	-	-	-	
			2	216	1400 x 550 x 215	2/5B	2CPX036421R9999		1350 x 500	GM25	2CPX034493R9999		
			3	324	1400 x 800 x 215	3/5B	2CPX036422R9999		1350 x 750	GM35	2CPX034494R9999		
			4	432	1400 x 1050 x 215	4/5B	2CPX036423R9999		1350 x 1000	GM45	2CPX034495R9999		
			5	540	1400 x 1300 x 215	5/5B	2CPX036424R9999		1350 x 1250	GM55	2CPX034496R9999		

B wall-mounting cabinets IP43

Accessories



ZP74P4



ZX131



ZB43



ZB40



ZB113

ZB111



ZX456



ZH800



ZH227



ZH203



ZH228

Article	Pieces	Type	Ord. no.	Price
External mounting brackets	4	ZP74P4	2CPX062636R9999	
Connection set For connecting cabinets in series, 1 set	1	ZX131	2CPX039131R9999	
Membrane flange* For inserting the cable	1	ZB43	2CPX038183R9999	
Nipple flange* For inserting the cable	1	ZB40	2CPX038195R9999	
Standard closure*	1	ZB113	2CPX038478R9999	
Closure with lock with 2 keys	1	ZB111	2CPX038479R9999	
Espagnolette closure *In conjunction with standard closure and closure with lock (ZB113, ZB111)				
For overall height 0 (4 GU)	1	ZX456	2CPX039586R9999	
For overall height 1 (5 GU)	1	ZX457	2CPX039587R9999	
For overall height 2 (6 GU)	1	ZX458	2CPX039588R9999	
For overall height 3 (7 GU)	1	ZX459	2CPX039589R9999	
For overall height 4 (8 GU)	1	ZX460	2CPX039590R9999	
For overall height 5 (9 GU)	1	ZX461	2CPX039591R9999	
Set for installing Actuation options in conjunction with ZH220/ZH221/ZH222	1	ZH800	2CPX038544R9999	
Swivel handle With cabinet handle Berlin	1	ZH227	2CPX045708R9999	
Swivel handle Closure E0 12	1	ZH203	2CPX045707R9999	
Swivel handle For semi-cylinder 40 mm (30/10), with lead sealable cap	1	ZH228	2CPX045709R9999	

*Spare part included in the scope of delivery

B wall-mounting cabinets IP43

Accessories / Cable entry covers



ZX440



ZA20



ZA120



KB19



KB219



KBS9



KBW1



ZA6



ZA5

Article	Pieces	Type	Ord. no.	Price
B wall-mounting cabinet				
Espagnolette closure in conjunction with ZH203, ZH220, ZH221, ZH222, ZH227 and ZH228 closure system				
For overall height 0 (4 GU)	1	ZX440	2CPX039570R9999	
For overall height 1 (5 GU)	1	ZX441	2CPX039571R9999	
For overall height 2 (6 GU)	1	ZX442	2CPX039572R9999	
For overall height 3 (7 GU)	1	ZX443	2CPX039573R9999	
For overall height 4 (8 GU)	1	ZX444	2CPX039574R9999	
For overall height 5 (9 GU)	1	ZX445	2CPX039575R9999	
Spray paint can				
Colour RAL 9016, 150 ml	1	ZA20	2CPX038229R9999	
Touch-up applicator				
Colour RAL 9016, 12 ml	1	ZA120	2CPX039043R9999	
Cable entry covers				
with end plates and mounting brackets				
Colour RAL9016 adjusted to the colour of the cabinets				
1 panel wide, width 300 mm	1	KB19	2CPX044049R9999	
2 panel wide, width 550 mm	1	KB29	2CPX044050R9999	
3 panel wide, width 800 mm	1	KB39	2CPX044051R9999	
4 panel wide, width 1050 mm	1	KB49	2CPX044052R9999	
4 panel wide, width 1300 mm	1	KB59	2CPX044053R9999	
Profile				
Colour RAL9016	1	KB219	2CPX044055R9999	
Width 2000 mm				
End plate left/right				
Colour RAL9016	1	KBS9	2CPX044057R9999	
1 set, 2 pcs.				
Mounting brackets				
	1	KBW1	2CPX044058R9999	
Document holder DIN A4				
Self-adhesive with transparent sleeve	1	ZA6	2CPX038227R9999	
Self-adhesive with transparent sleeve	10	ZA6P10	2CPX062380R9999	
Self-adhesive with transparent sleeve and reinforced back	10	ZA61P10	2CPX062375R9999	
Document holder DIN A4				
Self-adhesive	1	ZA13	2CPX038233R9999	
Self-adhesive	10	ZA13P10	2CPX062381R9999	
Document holder DIN A5				
Self-adhesive	1	ZA5	2CPX038228R9999	
Self-adhesive	10	ZA5P10	2CPX062382R9999	

B wall-mounting cabinets IP43

Sheet steel doors

3



2CPX062060R9999

T20

PW	OH	To be used with... B wall-mounting cabinet	Type	Ord. no.	Price
1	00	1/00B	T100	2CPX062057R9999	
2		2/00B	T200	2CPX062058R9999	
3		3/00B	T300	2CPX062072R9999	
4		-	-	-	
5		-	-	-	
1	0	1/0B	T10	2CPX062059R9999	
2		2/0B	T20	2CPX062060R9999	
3		3/0B	T30	2CPX062061R9999	
4		4/0B	T40	2CPX062075R9999	
5		5/0B	T50	2CPX062076R9999	
1	1	1/1B	T11	2CPX062062R9999	
2		2/1B	T21	2CPX062063R9999	
3		3/1B	T31	2CPX062064R9999	
4		4/1B	T41	2CPX062065R9999	
5		5/1B	T51	2CPX062077R9999	
1	2	1/2B	T12	2CPX062066R9999	
2		2/2B	T22	2CPX062067R9999	
3		3/2B	T32	2CPX062068R9999	
4		4/2B	T42	2CPX062069R9999	
5		5/2B	T52	2CPX062078R9999	
1	3	1/3B	T13	2CPX062079R9999	
2		2/3B	T23	2CPX062070R9999	
3		3/3B	T33	2CPX062071R9999	
4		4/3B	T43	2CPX062080R9999	
5		5/3B	T53	2CPX062081R9999	
1	4	1/4B	T14	2CPX062082R9999	
2		2/4B	T24	2CPX062083R9999	
3		3/4B	T34	2CPX062084R9999	
4		4/4B	T44	2CPX062085R9999	
5		5/4B	T54	2CPX062086R9999	
1	5	1/5B	T15	2CPX062087R9999	
2		2/5B	T25	2CPX062088R9999	
3		3/5B	T35	2CPX062089R9999	
4		4/5B	T45	2CPX062090R9999	
5		5/5B	T55	2CPX062091R9999	

> Dimensions sheet steel doors, see page 3/23

B wall-mounting cabinets IP43

Transparent doors



TTS42

2CPX062038R9999

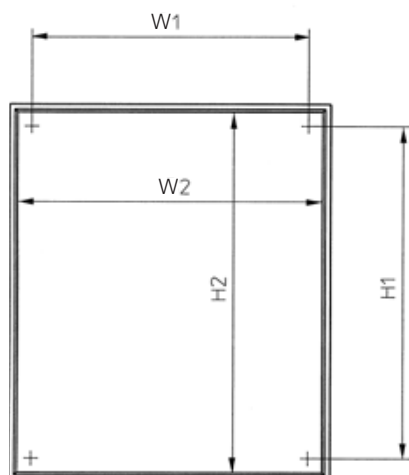
PW	OH	To be used with... B wall-mounting cabinet	Type	Ord. no.	Price
1	00	1/00B	TTS100	2CPX062021R9999	
2		2/00B	TTS200	2CPX062022R9999	
3		3/00B	TTS300	2CPX062023R9999	
4		-	-	-	
5		-	-	-	
1	0	1/0B	TTS10	2CPX062026R9999	
2		2/0B	TTS20	2CPX062027R9999	
3		3/0B	TTS30	2CPX062028R9999	
4		4/0B	TTS40	2CPX062029R9999	
5		5/0B	TTS50	2CPX062030R9999	
1	1	1/1B	TTS11	2CPX062031R9999	
2		2/1B	TTS21	2CPX062032R9999	
3		3/1B	TTS31	2CPX062033R9999	
4		4/1B	TTS41	2CPX062034R9999	
5		5/1B	TTS51	2CPX062035R9999	
1	2	1/2B	TTS12	2CPX062036R9999	
2		2/2B	TTS22	2CPX062037R9999	
3		3/2B	TTS32	2CPX062038R9999	
4		4/2B	TTS42	2CPX062039R9999	
5		5/2B	TTS52	2CPX062040R9999	
1	3	1/3B	TTS13	2CPX062041R9999	
2		2/3B	TTS23	2CPX062042R9999	
3		3/3B	TTS33	2CPX062043R9999	
4		4/3B	TTS43	2CPX062044R9999	
5		5/3B	TTS53	2CPX062045R9999	
1	4	1/4B	TTS14	2CPX062046R9999	
2		2/4B	TTS24	2CPX062047R9999	
3		3/4B	TTS34	2CPX062048R9999	
4		4/4B	TTS44	2CPX062049R9999	
5		5/4B	TTS54	2CPX062050R9999	
1	5	1/5B	TTS15	2CPX062051R9999	
2		2/5B	TTS25	2CPX062052R9999	
3		3/5B	TTS35	2CPX062053R9999	
4		4/5B	TTS45	2CPX062054R9999	
5		5/5B	TTS55	2CPX062055R9999	

> Dimensions transparent doors for B cabinets, see page 3/23

B wall-mounting cabinets IP43

Dimensions, weight, power loss

3

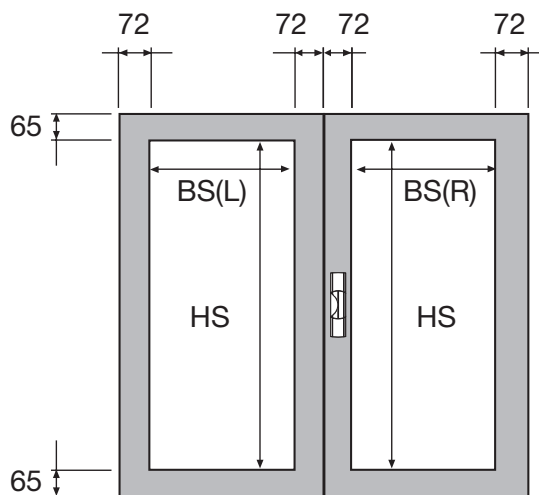


Type	OH	PW	SU	GU	Ext. dimensions			Int. dimensions		Int. fastening dimensions		Weight in kg	Power loss in watts $\Delta t_{1,0} 20K$
					H	W	D	H2	W2	H1	W1		
1/00B	00	1	36	3	500	300	215	452	252	388	188	7,40	28,80
2/00B		2	72		500	550	215	452	502	388	438	9,60	47,40
3/00B		3	108		500	800	215	452	752	388	688	13,40	67,10
1/0B	0	1	48	4	650	300	215	602	252	538	188	9,00	35,20
2/0B		2	96		650	550	215	602	502	538	438	12,60	56,20
3/0B		3	144		650	800	215	602	752	538	688	16,80	59,80
4/0B		4	192		650	1050	215	602	1002	538	938	18,00	80,90
5/0B		5	240		650	1300	215	602	1252	538	1188	25,20	105,60
1/1B	1	1	60	5	800	300	215	752	252	688	188	10,80	41,60
2/1B		2	120		800	550	215	752	502	688	438	14,60	65,30
3/1B		3	180		800	800	215	752	752	688	688	19,20	69,70
4/1B		4	240		800	1050	215	752	1002	688	938	24,80	96,80
5/1B		5	300		800	1300	215	752	1252	688	1188	29,20	128,40
1/2B	2	1	72	6	950	300	215	902	252	838	188	12,00	48,10
2/2B		2	144		950	550	215	902	502	838	438	16,80	51,90
3/2B		3	216		950	800	215	902	752	838	688	22,20	79,20
4/2B		4	288		950	1050	215	902	1002	838	938	28,00	112,60
5/2B		5	360		950	1300	215	902	1252	838	1188	32,40	150,90
1/3B	3	1	84	7	1100	300	215	1052	252	988	188	13,20	54,50
2/3B		2	168		1100	550	215	1052	502	988	438	18,80	60,70
3/3B		3	252		1100	800	215	1052	752	988	688	24,80	87,50
4/3B		4	336		1100	1050	215	1052	1002	988	938	31,20	131,30
5/3B		5	420		1100	1300	215	1052	1252	988	1188	36,40	171,20
1/4B	4	1	96	8	1250	300	215	1202	252	1138	188	15,00	60,80
2/4B		2	192		1250	550	215	1202	502	1138	438	20,40	68,30
3/4B		3	288		1250	800	215	1202	752	1138	688	27,20	101,50
4/4B		4	384		1250	1050	215	1202	1002	1138	938	33,60	147,40
5/4B		5	480		1250	1300	215	1202	1252	1138	1188	41,40	190,50
1/5B	5	1	108	9	1400	300	215	1352	252	1288	188	16,20	67,20
2/5B		2	216		1400	550	215	1352	502	1288	438	23,60	77,80
3/5B		3	324		1400	800	215	1352	752	1288	688	30,40	118,10
4/5B		4	432		1400	1050	215	1352	1002	1288	938	36,40	156,00
5/5B		5	540		1400	1300	215	1352	1252	1288	1188	45,20	205,60

> Dimensions in mm

B wall-mounting cabinets IP43

Dimensions of the transparent doors



Type	B wall-mounting cabinet	OH	PW	GU	Door on the left-hand side*	Door on the right-hand side*	Window on the left-hand side	Window on the right-hand side
					H x W	H x W	HW x WW(L)	HW x WW(R)
TTS100	1/00B	00	1	3	-	471.4 x 272	-	341.4 x 128
TTS200	2/00B		2		-	471.4 x 522	-	341.4 x 378
TTS300	3/00B		3		471.4 x 260	471.4 x 510	341.4 x 116	341.4 x 366
TTS400	-		4		471.4 x 510	471.4 x 510	341.4 x 366	341.4 x 366
TTS500	-		5		471.4 x 510	471.4 x 760	341.4 x 366	341.4 x 616
TTS10	1/0B	0	1	4	-	621.4 x 272	-	491.4 x 128
TTS20	2/0B		2		-	621.4 x 522	-	491.4 x 378
TTS30	3/0B		3		621.4 x 260	621.4 x 510	491.4 x 116	491.4 x 366
TTS40	4/0B		4		621.4 x 510	621.4 x 510	491.4 x 366	491.4 x 366
TTS50	5/0B		5		621.4 x 510	621.4 x 760	491.4 x 366	491.4 x 616
TTS11	1/1B	1	1	5	-	771.4 x 272	-	641.4 x 128
TTS21	2/1B		2		-	771.4 x 522	-	641.4 x 378
TTS31	3/1B		3		771.4 x 260	771.4 x 510	641.4 x 116	641.4 x 366
TTS41	4/1B		4		771.4 x 510	771.4 x 510	641.4 x 366	641.4 x 366
TTS51	5/1B		5		771.4 x 510	771.4 x 760	641.4 x 366	641.4 x 616
TTS12	1/2B	2	1	6	-	921.4 x 272	-	791.4 x 128
TTS22	2/2B		2		-	921.4 x 522	-	791.4 x 378
TTS32	3/2B		3		921.4 x 260	921.4 x 510	791.4 x 116	791.4 x 366
TTS42	4/2B		4		921.4 x 510	921.4 x 510	791.4 x 366	791.4 x 366
TTS52	5/2B		5		921.4 x 510	921.4 x 760	791.4 x 366	791.4 x 616
TTS13	1/3B	3	1	7	-	1071.4 x 272	-	941.4 x 128
TTS23	2/3B		2		-	1071.4 x 522	-	941.4 x 378
TTS33	3/3B		3		1071.4 x 260	1071.4 x 510	941.4 x 116	941.4 x 366
TTS43	4/3B		4		1071.4 x 510	1071.4 x 510	941.4 x 366	941.4 x 366
TTS53	5/3B		5		1071.4 x 510	1071.4 x 760	941.4 x 366	941.4 x 616
TTS14	1/4B	4	1	8	-	1221.4 x 272	-	1091.4 x 128
TTS24	2/4B		2		-	1221.4 x 522	-	1091.4 x 378
TTS34	3/4B		3		1221.4 x 260	1221.4 x 510	1091.4 x 116	1091.4 x 366
TTS44	4/4B		4		1221.4 x 510	1221.4 x 510	1091.4 x 366	1091.4 x 366
TTS54	5/4B		5		1221.4 x 510	1221.4 x 760	1091.4 x 366	1091.4 x 616
TTS15	1/5B	5	1	9	-	1371.4 x 272	-	1241.4 x 128
TTS25	2/5B		2		-	1371.4 x 522	-	1241.4 x 378
TTS35	3/5B		3		1371.4 x 260	1371.4 x 510	1241.4 x 116	1241.4 x 366
TTS45	4/5B		4		1371.4 x 510	1371.4 x 510	1241.4 x 366	1241.4 x 366
TTS55	5/5B		5		1371.4 x 510	1371.4 x 760	1241.4 x 366	1241.4 x 616

> Dimensions in mm

*Double-wing doors on cabinets with three or more panel widths

HS floor-standing cabinets IP43

Indoor installation

3



HS floor-standing cabinetsIP43 , Cabinet depth 225 mm, Cabinet height 1850 mm

with mounted EDF installation set and touch guard

I_n up to 400 A

Enclosure and door made of sheet steel

RAL 7035 powder-coated

Flange openings per panel width at the top and bottom

Door opening angle: 160 degree

Cabinets 1 to 3 panels wide: single door hinged right,

Cabinets 4 panels wide: double-wing door

Doors with espagnolette closure

Standard closure: Double-bit 3 mm

Prepared to be fitted with CombiLine-M modules on the EDF mounting frame

Prepared to be fitted with distribution board panels/combination sets

With external fixing brackets in the scope of delivery

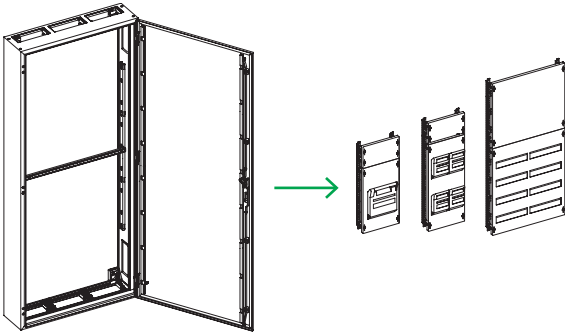
Flanges must be ordered separately

Plinths must be ordered separately

HS floor-standing cabinets with mounted EDF installation set and touch guard, IP43

12	8	1	144	1850 x 300 x 225	1/8HS	2CPX034326R9999	
		2	288	1850 x 550 x 225	2/8HS	2CPX034327R9999	
		3	432	1850 x 800 x 225	3/8HS	2CPX034328R9999	
		4	576	1850 x 1050 x 225	4/8HS	2CPX034329R9999	

- > For distribution board panels, combination sets and CombiLine-M, see Chapter Distribution panel system
- > An assembly set ZB15 is required per panel width (250 mm) when installing meter panels in floor-standing cabinets, see page 3/29
- > For floor-standing cabinet accessories, see page 3/24, please order plinth and flange separately



HS floor-standing cabinets

Prepared for the installation of distribution board panels, combination sets and modules on the EDF mounting frame. Meter panels can also be installed using the ZB15 assembly set.

H floor-standing cabinets IP43

Indoor installation



3/8H

H floor-standing cabinets IP43 , Cabinet depth 225 mm, Cabinet height 1850 mm

with mounted EDF installation set and touch guard

I_n up to 400 A

Enclosure and door made of sheet steel

RAL 7035 powder-coated

Flange openings per panel width at the top and bottom

Door opening angle: 160 degree

Cabinets 1 to 3 panels wide: single door hinged right,

Cabinets 4 panels wide: double-wing door

Doors with espagnolette closure

Standard closure: Double-bit 3 mm

Prepared to be fitted with CombiLine-M modules on the EDF mounting frame

Prepared to be fitted with distribution board panels/combination sets

With external fixing brackets in the scope of delivery

Flanges must be ordered separately

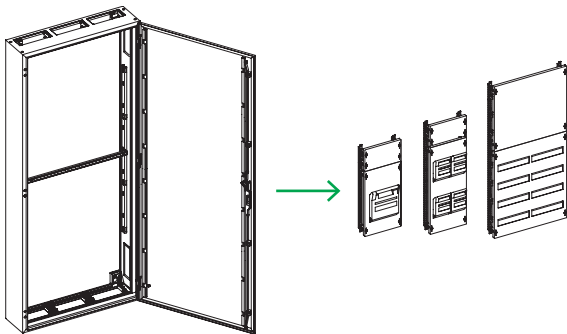
Plinths must be ordered separately

3

H floor-standing cabinets with mounted EDF installation set and touch guard, IP43

12	8	1	144	1850 x 300 x 225	-	1/8H	2CPX034321R9999	
		2	288	1850 x 550 x 225	-	2/8H	2CPX034322R9999	
		3	432	1850 x 800 x 225	-	3/8H	2CPX034323R9999	
		4	576	1850 x 1050 x 225	-	4/8H	2CPX034324R9999	

- > For distribution board panels, combination sets and CombiLine-M, see Chapter Distribution panel system
- > For floor-standing cabinet accessories, see page 3/24, please order plinth and flange separately



H floor-standing cabinets

Prepared for the installation of distribution board panels, combination sets and modules on the EDF mounting frame. With the mounting set ZB15 using the ZB15 assembly set.

H and HS floor-standing cabinets IP43

Accessories



ZH220



ZH130



ZH131



ZH221



ZH132



ZH134



ZH137



ZH160



ZH157



ZH162



ZH165



ZH91



ZH222



ZH138




ZH139

Article	Pieces	Type	Ord. no.	Price
Latch plate For double-bit operating pin 3 mm (standard) and 5 mm (order installation set ZH800 separately)	1	ZH220	2CPX045700R9999	
Operating pin Double-bit, 3 mm*	1	ZH130	2CPX060490R9999	
Double-bit 5 mm	1	ZH131	2CPX060491R9999	
Latch plate For triangular, square and Daimler-Benz operating pins	1	ZH221	2CPX045701R9999	
Operating pin Triangular 7 mm	1	ZH132	2CPX060492R9999	
Triangular 8 mm	1	ZH133	2CPX060493R9999	
Square 6 mm	1	ZH134	2CPX060494R9999	
Square 7 mm	1	ZH135	2CPX060495R9999	
Square 8 mm	1	ZH136	2CPX060496R9999	
Daimler-Benz	1	ZH137	2CPX060497R9999	
Operating keys Double-bit, 3 mm*	1	ZH160	2CPX060660R9999	
Double bit 5 mm	1	ZH161	2CPX060661R9999	
Triangular 7 mm	1	ZH157	2CPX060657R9999	
Triangular 8 mm	1	ZH158	2CPX060658R9999	
Square 6 mm	1	ZH162	2CPX060662R9999	
Square 7 mm	1	ZH163	2CPX060663R9999	
Square 8 mm	1	ZH164	2CPX060664R9999	
Daimler-Benz	1	ZH165	2CPX060665R9999	
Universal key Double-bit 3 mm/5 mm Triangular 8 mm, Square 6 mm/8 mm	1	ZH91	2CPX066091R9999	
Latch plate For T-handle or latch handle (order installation set ZH800 separately)	1	ZH222	2CPX045702R9999	
T-handle Without lock, complete	1	ZH138	2CPX060498R9999	
With lock, complete	1	ZH139	2CPX060499R9999	

*Spare part included in the scope of delivery

H and HS floor-standing cabinets IP43

Accessories



ZH140

ZH141



ZH223



ZH142




ZP55



ZP56



ZP57



ZP58



ZW125P4



ZH148



ZW195

Article	Pieces	Type	Ord. no.	Price
Latch handle				
Without lock, complete	1	ZH140	2CPX060500R9999	
With lock, complete	1	ZH141	2CPX060501R9999	
Swivel handle for semi-cylinder				
40 mm (30/10) with lead sealable cap	1	ZH223	2CPX045703R9999	
Dummy insert				
(instead of a semi-cylinder)	1	ZH142	2CPX060502R9999	
Flanges				
Attention: Always order flanges separately!				
Closing flange				
	1	ZP55	2CPX038536R9999	
	10	ZP55P10	2CPX062450R9999	
Flange for M screw fittings				
1 x M63 / M50	1	ZP56	2CPX038534R9999	
2 x M32 / M20	10	ZP56P10	2CPX062451R9999	
Flange for M screw fittings				
2 x M32 / M20	1	ZP57	2CPX038535R9999	
4 x M25 / 5 x M20	10	ZP57P10	2CPX062452R9999	
Membrane flange				
	1	ZP58	2CPX038538R9999	
	10	ZP58P10	2CPX062453R9999	
External mounting brackets*				
	4	ZW125P4	2CPX062461R9999	
Espagnolette guide*				
With fastening material	1	ZH148	2CPX060508R9999	
Rubber seal*				
For double-wing door	1	ZW195	2CPX039395R9999	

*Spare part included in the scope of delivery

H and HS floor-standing cabinets IP43

Accessories



ZW104P2



ZW41



ZL8



ZW106P3



ZW190



ZW191



ZA6



ZA5



ZA18



ZA116

Article	Pieces	Type	Ord. no.	Price
Mounting brackets* (2 pcs, with fastening material) Required for fastening the center support rail	2	ZW104P2	2CPX062459R9999	
Centre support rail* 1 panel wide 2 panel wide 3 panel wide 4 panel wide	1 1 1 1	ZW41 ZW42 ZW43 ZW44	2CPX039441R9999 2CPX039442R9999 2CPX039443R9999 2CPX039444R9999	
Door earthing set 10 mm ²	1	ZL8	2CPX038001R9999	
Hinge * Door opening angle 160 degree	3	ZW106P3	2CPX062460R9999	
Connection set H-floor-standing cabinets For connecting cabinets in series, 1 set	1	ZW190	2CPX039390R9999	
Connection set HS-floor-standing cabinets For connecting cabinets in series, 1 set	1	ZW191	2CPX039391R9999	
Document holder DIN A4 Self-adhesive with transparent sleeve	1	ZA6	2CPX038227R9999	
	10	ZA6P10	2CPX062380R9999	
Self-adhesive with transparent sleeve and reinforced back	10	ZA61P10	2CPX062375R9999	
Document holder DIN A4 Self-adhesive	1 10	ZA13 ZA13P10	2CPX038233R9999 2CPX062381R9999	
Document holder DIN A5 Self-adhesive	1 10	ZA5 ZA5P10	2CPX038228R9999 2CPX062382R9999	
Spray paint can Colour RAL 7005, 150 ml Colour RAL 7035, 150 ml	1 1	ZA18 ZA16	2CPX038237R9999 2CPX038235R9999	
Touch-up applicator Colour RAL 7035, 12 ml	1	ZA116	2CPX039042R9999	

*Spare part included in the scope of delivery

H and HS floor-standing cabinets IP43

Cable entry covers / accessories



KB17



KB217




KBS7




KBW1



GSR1



GRG1



ZB15



ZW123

Article	Pieces	Type	Ord. no.	Price
Cable entry covers				
With end plates and mounting brackets colour RAL7035 adjusted to the colour of the cabinets				
1 panel wide, width 300 mm	1	KB17	2CPX044044R9999	
2 panel wide, width 550 mm	1	KB27	2CPX044045R9999	
3 panel wide, width 800 mm	1	KB37	2CPX044046R9999	
4 panel wide, width 1050 mm	1	KB47	2CPX044047R9999	
Profile				
Colour RAL7035 Width 2000 mm	1	KB217	2CPX044054R9999	
End plate left/right				
Colour RAL7035 1 set, 2 pcs.	1	KBS7	2CPX044056R9999	
Mounting brackets				
	1	KBW1	2CPX044058R9999	
Plinth				
Colour RAL 7005, height 50 mm				
1 panel wide	1	GSR1	2CPX034951R9999	
2 panel wide	1	GSR2	2CPX034952R9999	
3 panel wide	1	GSR3	2CPX034953R9999	
4 panel wide	1	GSR4	2CPX034954R9999	
High plinth				
Front and rear side removable, Colour RAL 7005, height 150 mm				
1 panel wide	1	GRG1	2CPX034956R9999	
2 panel wide	1	GRG2	2CPX034957R9999	
3 panel wide	1	GRG3	2CPX034958R9999	
4 panel wide	1	GRG4	2CPX034959R9999	
HS-floor-standing cabinets				
Assembly set				
For the installation of meter panels order one additional ZB15 per panel width (250 mm)	1	ZB15	2CPX038132R9999	
Touch guard*				
Single meter panel	1	ZW123	2CPX039505R9999	
Double meter panel	1	ZW124	2CPX039506R9999	

H and HS floor-standing cabinets IP43

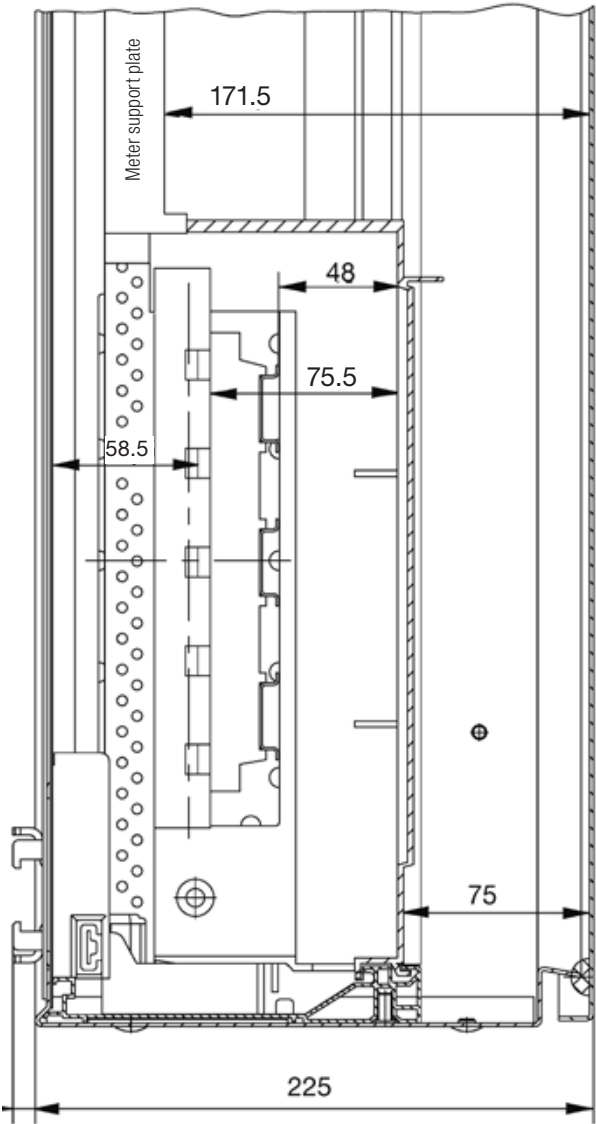
Dimensions, weight, power loss

3

	Type	Weight (kg) with plinth	Power loss (W) $\Delta t_{\text{a}} 20\text{K}$	Ext. dimensions with plinth H x W x D	Int. dimensions H1 x W1
HS floor-standing cabinets With mounted EDF installation set for installing distribution board panels, combination sets and modules on the EDF mounting frame, using the ZB15 assembly set, it is also possible to incorporate meter panels.	1/8HS	30.33	67,40	1900 x 300 x 225	1802 x 252
	2/8HS	44.62	119,20	1900 x 550 x 225	1802 x 502
	3/8HS	57.20	170,90	1900 x 800 x 225	1802 x 752
	4/8HS	73.41	206,80	1900 x 1050 x 225	1802 x 1002
H floor-standing cabinets With mounted EDF installation set for installing distribution board panels, combination sets and modules on the EDF mounting frame.	1/8H	29.63	67,40	1900 x 300 x 225	1802 x 252
	2/8H	43.88	119,20	1900 x 550 x 225	1802 x 502
	3/8H	56.06	170,90	1900 x 800 x 225	1802 x 752
	4/8H	70.83	206,80	1900 x 1050 x 225	1802 x 1002

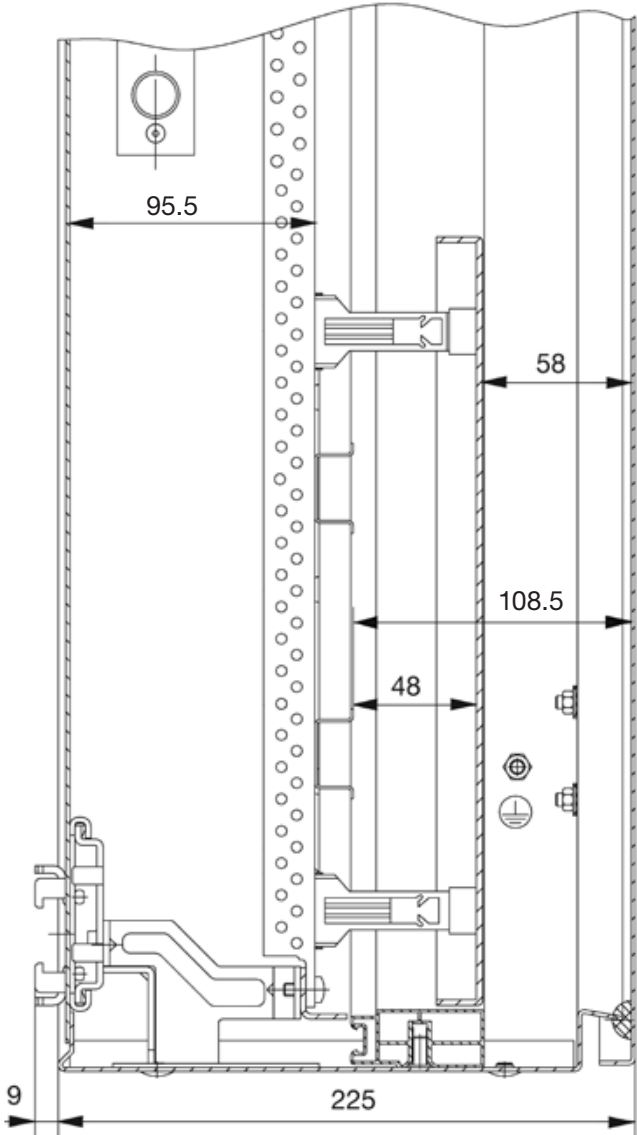
> Dimensions in mm

Cross section, HS cabinet
with meter panel



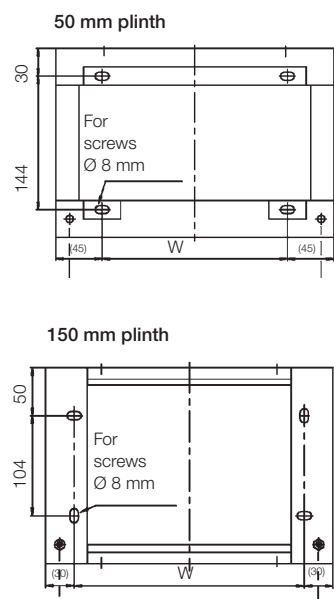
> Dimensions in mm

Cross section H-cabinet
with distribution board panels/modules
on the EDF mounting frame



H and HS floor-standing cabinets IP43

Plinth dimensions



	Type	Fixing the plinth on the cabinet A in mm	Fixing the plinth on the floor B in mm
Hole spacing for fixing the plinth on the floor Plinth, height 50 mm	GSR1	270 mm	210 mm
	GSR2	520 mm	460 mm
	GSR3	770 mm	710 mm
	GSR4	1020 mm	960 mm
Hole spacing for fixing the plinth on the floor Plinth, height 150 mm	GRG1	270 mm	240 mm
	GRG2	520 mm	490 mm
	GRG3	770 mm	740 mm
	GRG4	1020 mm	990 mm

> Dimensions in mm

System pro *E* energy

TwinLine wall-mounting and floor-standing cabinets IP55

4



TwinLine wall-mounting and floor-standing cabinets IP55

Content

Introduction	4/2
TwinLine wall-mounting cabinets, IP55	
Technical specifications and product features	4/19
Extension options	4/20
TwinLine-G, cabinet depth 225 mm	4/22
TwinLine-L, cabinet depth 275 mm	4/24
TwinLine-W, cabinet depth 350 mm	4/26
TwinLine floor-standing cabinets, IP55	
Technical specifications and product features	4/29
Extension options	4/30
TwinLine-G, cabinet depth 225 mm	4/32
TwinLine-L, cabinet depth 275 mm	4/32
TwinLine-W, cabinet depth 350 mm	4/32
Accessories	
Wall-mounting and floor-standing cabinets	4/34
Technical annex	
Wall-mounting and floor-standing cabinets	4/46

Applicable standards:
DIN EN 61439-1/-2/-3 (DIN VDE 0660-600-1/-2/-3)
Relevant regulations for manufacturing switchgear combinations must
be observed to comply with protection classes I/II (earthed/double insulated).

TwinLine wall-mounting and floor-standing cabinets IP55

4



TwinLine wall-mounting and floor-standing cabinets IP55

With the TwinLine system, STRIEBEL & JOHN has set another milestone in the field of modern power distribution. TwinLine has been tested according to IEC 61439, DIN EN 61439-1/-2/-3.

The TwinLine system is a fully comprehensive product range, available in both protection classes and three cabinet depths, and all with the high IP55 degree of protection.

Continuity is the guiding principle for these new wall-mounting and floor-standing cabinets for distribution board assembly – from their high degree of protection and their ease of installation to a portfolio which can meet all requirements in the field.

The benefits: comprehensive product selection, high quality, quick and easy internal configuration. A simplified accessories concept guarantees full flexibility while reducing inventory levels.

Are you looking for a modern, user-optimised and future-proof cabinet for distribution board assembly? Then you will surely find it with TwinLine.

System intelligence comes standard with the new wall-mounting and floor-standing cabinets because in combination with CombiLine modules, TwinLine offers you unlimited possibilities for the internal configuration.

Product benefits


- Innovative flange technology
- Significantly more usable area for cable entry
- All flanges are compatible with all flange openings and knockouts within the entire TwinLine system
- Uniform fastening for all internal configurations
- Perfect internal configuration with CombiLine modules
- Optimal accessibility and ease of installation thanks to 180 degree door opening angle
- All cabinets can easily be combined in series both, vertically and horizontally
- Time-saving plinth assembly and safe transport
- Simplified accessories concept for reduced inventory levels
- Speedy and concise planning and calculations with the PDC software

TwinLine wall-mounting and floor-standing cabinets IP55

The complete cabinet system in all sizes

- One system
- Two protection classes
- Three cabinet depths
- Unlimited possibilities

4




Cabinet series			TwinLine-G					TwinLine-L					TwinLine-W					
Degree of protection			up to IP55					up to IP55					up to IP55					
Protection class			⚡					⚡					⚡					
Depth			225					275					350					
Width			300	550	800	1050	1300	300	550	800	1050	1300	300	550	800	1050	1300	1550
Height	GU 4	650	■	■	■	■	■	■	■	■	■	■	■	■	■	■	■	
	GU 5	800	■	■	■	■	■	■	■	■	■	■	■	■	■	■	■	
	GU 6	950	■	■	■	■	■	■	■	■	■	■	■	■	■	■	■	
	GU 7	1100	■	■	■	■	■	■	■	■	■	■	■	■	■	■	■	
	GU 8	1250	■	■	■	■	■	■	■	■	■	■	■	■	■	■	■	
	GU 9	1400	■	■	■	■	■	■	■	■	■	■	■	■	■	■	■	
	GU 12	1850	■	■	■	■	■	■	■	■	■	■	■	■	■	■	■	■

> Dimensions in mm

TwinLine wall-mounting and floor-standing cabinets IP55

The complete cabinet system in all sizes

4



TwinLine-W
depth 350 mm

TwinLine-L
depth 275 mm

TwinLine-G
depth 225 mm



Cabinet series			TwinLine-G					TwinLine-L					TwinLine-W					
Degree of protection			up to IP55					up to IP55					up to IP55					
Protection class			☐					☐					☐					
Depth			225					275					350					
Width			300	550	800	1050	1300	300	550	800	1050	1300	300	550	800	1050	1300	1550
Height	GU 4	650	■	■	■	■	■	■	■	■	■	■	■	■	■	■	■	
	GU 5	800	■	■	■	■	■	■	■	■	■	■	■	■	■	■	■	
	GU 6	950	■	■	■	■	■	■	■	■	■	■	■	■	■	■	■	
	GU 7	1100	■	■	■	■	■	■	■	■	■	■	■	■	■	■	■	
	GU 8	1250	■	■	■	■	■	■	■	■	■	■	■	■	■	■	■	
	GU 9	1400	■	■	■	■	■	■	■	■	■	■	■	■	■	■	■	
	GU12	1850	■	■	■	■	■	■	■	■	■	■	■	■	■	■	■	■

> Dimensions in mm

TwinLine wall-mounting and floor-standing cabinets IP55

Product benefits


4



TwinLine wall-mounting and floor-standing cabinets IP55

Product benefits


4




- Significantly more usable area for cable entry
- Innovative flange technology with tool-free installation



- Uniform fastening for all internal configurations



- All cabinets can easily be combined in series both, vertically and horizontally
- Time-saving plinth installation and safe transport



- Optimal accessibility and ease of installation thanks to 180 degree door opening angle

TwinLine wall-mounting and floor-standing cabinets IP55

Innovative cable inlet


With TwinLine there is literally more in it for you.
The usable area for cable entry is up to 84 per cent more.
All flanges achieve the high IP55 degree of protection. You also get more convenience since the 2-component flanges can be attached without the need for tools thanks to the handy push and lock technology.

- All flanges achieve the high IP55 degree of protection
- Up to 84 per cent more usable area for cable entry
- All flanges are compatible with all flange openings and knockouts within the entire TwinLine system
- Wide range of new flanges

4

Membrane flange

- 2-component flange with integrated seal. material: plastic
- Tool-free installation thanks to push and lock technology
- Optimal cable entry by a combination of hard and soft components
- Additional fixing and centring possible



TwinLine wall-mounting and floor-standing cabinets IP55



Innovative cable inlet

4






Flange for M screw fittings

- 2-component flange with integrated seal. material: plastic
- Tool-free installation thanks to push and lock technology
- With two different hole patterns



Flange with cable sleeves

- 2-component flange with integrated seal. material: plastic
- Tool-free installation thanks to push and lock technology
- With two or three cable sleeves



Closing flange

- 2-component flange with integrated seal. material: plastic
- Tool-free installation thanks to push and lock technology
- Can be used as closing flange or for customization, e.g. for cable sleeves or screw fittings



Closing flange

- With foam seal around perimeter. material: sheet steel 2 mm
- Continuous protective earth connection via flange fastener
- Can be used as closing flange or for customization, e.g. for cable sleeves or screw fittings

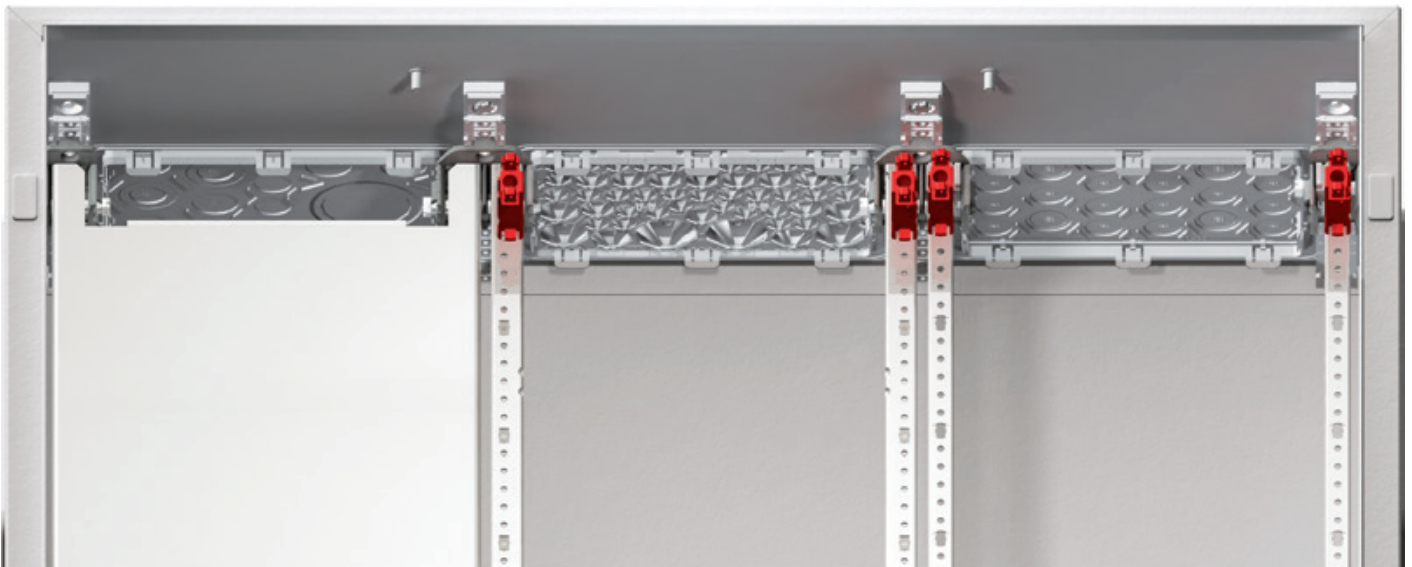
TwinLine wall-mounting and floor-standing cabinets IP55

Uniform fastening for all internal configurations

4 TwinLine makes internal configuration fun, with a standardized system of wall-mounting and floor-standing cabinets for the CombiLine standardized distribution panel system. The new holders for the EDF and WR mounting frame and mounting plates have adjustable depths which can be set in 12.5 mm increments. The standard holder reduces the number of mounting components required and allows both types of mounting frame to be installed in a wall-mounting cabinet with a homogeneous installation level. TwinLine makes simplified, flexible installation a snap and helps ensure a perfect internal configuration with CombiLine modules.

- Time-saving installation thanks to uniform fastening of mounting plates and EDF and WR mounting frames
- Mounting plates and WR mounting frames: fast mounting using holding pins
- EDF mounting frames: flexible mounting using holder adapter
- Combination of EDF and WR mounting frames in a wall-mounting cabinet
- Drastic reduction in the number of mounting components for economical warehousing
- Depth adjustment position can be read on the mounting rail in increments of 12.5 mm

Internal configuration with mounting plate, WR and EDF mounting frames



TwinLine wall-mounting and floor-standing cabinets IP55

Uniform fastening for all internal configurations

4



Fastening of
EDF mounting frame



Fastening of
WR mounting frame



Fastening of
mounting plate

TwinLine wall-mounting and floor-standing cabinets IP55

Optimal accessibility and ease of installation

The new series of cabinets also offers impressive accessibility with their 180-degree door opening angle. The door hinges with exterior pivots enable optimum access during operation or for expansion, maintenance and function monitoring. The locking system also provides you with excellent flexibility, since the door hinge can be installed or replaced with a flick of the wrist.

- The door opening angle is 180 degrees for both, individual cabinets and cabinets connected in series
- The innovative locking system is easy to install and allows you to quickly modify the door hinge
- Significantly reduced installation time
- High IP55 degree of protection for all models thanks to foam door seal around the perimeter
- Additional features for improved stability and device arrangement in the doors

4



TwinLine Wall-mounting and floor-standing cabinets IP55

Transparent doors

With the new transparent doors of the TwinLine series, STRIEBEL & JOHN introduces another highlight to modern electrical environments. If used with the TwinLine basic cabinets (enclosures without door), the high degree of protection of IP55 is also guaranteed with transparent doors. Thanks to its attractive design, this distribution board combination fits perfectly into every environment.

Your benefits at a glance

- Transparent glass for an appealing look of the distribution board assembly
- Safety glass offering superb shock and impact protection
- Visual inspection of the device status also with the door closed
- Optimal accessibility and ease of installation thanks to 180 degree door opening angle

With its door opening angle of 180 degree, the door also excels in terms of accessibility. The door hinges with exterior pivots enable optimum access during operation or for expansion, maintenance and function monitoring.

A visual inspection of the status of individual devices is possible without opening the door. The window allows to conveniently monitor signal lights, for example. With its 4 mm thickness, this safety glass provides amazing shock and impact protection. It goes without saying that all lock parts of the TwinLine series can also be used for the new transparent doors. A simplified accessories concept guarantees full flexibility with reduced inventory levels.

4



TwinLine wall-mounting and floor-standing cabinets IP55

Simple connection in series of all cabinets

For easy series connection, you will literally be on the safe side with the TwinLine cabinets. Large flange openings and knockouts give you plenty of space, and the generously dimensioned busbar openings ensure convenient installation.

- All cabinets can be easily connected in series both, vertically and horizontally
- Two side knockouts for feeding busbars through or connecting cabinets in series
- Cabinet connection set for IP55 and additional insulating frames are available as accessories

4



Generously dimensioned busbar opening

TwinLine wall-mounting and floor-standing cabinets IP55

Time-saving plinth assembly and safe transport

The new, innovative cabinet plinth literally forms the foundation of the TwinLine floor-standing cabinets while providing the perfect answer to the requests from the field for greater ease of installation. The plinth consists of four parts: the already connected corner and side parts and the front and back trim covers.

Removing the front and back trim covers makes transport more secure. You want to connect a cabinet in series? Not a problem with this cabinet plinth, since cable ducts and M-screw fittings can be fed through knockouts in the side parts.

To ease cross wiring it is also possible to integrate cable ducts into the plinths from the switchgear manufacturer. The plinths are available in heights of 50 and 100 mm and can be stacked or combined.

Plinth with 50 and 100 mm height


- Innovative cabinet plinth for extremely easy installation
- Quick plinth installation from inside the cabinet
- Up to three plinths can be “stacked” on top of each other (no additional accessories needed)
- The plinths of 50 and 100 mm height can be combined

Plinth with 100 mm height

- Optimal feed-through of cables using the side knockouts for cable ducts or cable screw fittings
- Simple cable fastening rail installation
- Quick cable duct installation in the plinth



Plinth with
cable fastening rail



Plinth with
cable fastening duct



TwinLine Wall-mounting and floor-standing cabinets IP55

Innovative packaging concept

As quality provider of electrical distribution systems, STRIEBEL & JOHN strives for solutions which combine ease of use and protection of the environment. The new innovative packaging concept for the TwinLine cabinet system perfectly meets this objective.

Your benefits at a glance

- Practical opening and closing mechanism for fast packing and unpacking
- Direct unpacking of the TwinLine cabinet without additional tools
- Optimum protection during transport and at the construction site
- Repackaging of the cabinet without tools
- Simple transportation by hand truck
- Stable packaging for transportation safety

4



1. Delivery condition of the packaged cabinet



2. Simply tilt the upper and lower cardboard flaps



3. Removal of the front cardboard panel without the need to cut off the packing strap



4. Optimum protection during assembly and simple reuse for further transportation

TwinLine wall-mounting and floor-standing cabinets IP55

Project planning made simple with Panel Design Configurator

Panel Design Configurator – Planning and configuring software

On our website you will find the latest version of the Panel Design Configurator software that enables you to professionally plan the TwinLine cabinets including the distribution panel system CombiLine and the rail mounting devices from ABB STOTZ-KONTAKT. A large variety of functions such as automatic enclosure proposals supported by the calculation of profile rails for the CombiLine modules will be of excellent help for you.

Panel Design Configurator-Basis

The free basic version allows you to conveniently create offers and views and much more. The extension modules do offer additional features for you.

Panel Design Configurator-SLP

CAD module for creating wiring diagrams and overview plans, including symbol and macro libraries, and for transferring parts lists to and from Panel Design Configurator

Panel Design Configurator-GEN

Symbol generator module for creating your own symbol libraries for overview plans and graphic layouts

Panel Design Configurator-CPM

Module for managing customer and project data

Panel Design Configurator-EXP

Export module for exporting DXF drawings and project lists to PDF, RTF, TXT or XLS formats

4

The screenshot displays the Striebel & John website, a member of the ABB Group. The navigation bar includes links for Home, Company, Products, Software, Customer seminars, Service & Downloads, News, Contact, Trade fairs, and The ABB Group. The 'Software' section is active, showing 'Panel Design Configurator', 'Software seminars', and 'EDS PowerCon'. The main content area features a large image of hands typing on a keyboard. Below this, the 'Panel Design Configurator' is highlighted as 'An all-round solution for your project planning!'. A diagram shows the 'Panel Design Configurator' base with four 'ADD ON MODULE' options: PDC-SLP, PDC-GEN, PDC-CPM, and PDC-EXP. A sidebar on the left lists the software versions: Panel Design Configurator, Panel Design Configurator-Basis, Panel Design Configurator-SLP, Panel Design Configurator-EXP, Panel Design Configurator-GEN, and Panel Design Configurator-TPS. A search bar and social media sharing options are also visible. A newsletter sign-up section is located on the right side of the page.

Free download of the software and further information at:

www.striebelundjohn.com

TwinLine wall-mounting and floor-standing cabinets IP55

Wall-mounting cabinets

4



TwinLine wall-mounting and floor-standing cabinets IP55

Wall-mounting cabinets / Technical specifications and product features

Technical specifications for TwinLine-G, L and W

Standards / requirements	According to DIN EN 61439-1/-2/-3, DIN VDE 0660-600-1/-2/-3*1
Protection class	I, earthed II, double insulated
Degree of protection	With door IP55 Without door IP30, for an extension as meter distribution board with distribution board panels, combination sets or CombiLine modules
Mechanical impact strength	IK 10 for the cabinet enclosure IK 08 in the area of the flange knockouts
Conditions of installation	Indoor installation Ambient air temperature max. + 40°C Ambient air temperature min. - 5°C Operating temperature max. + 55°C Storage temperature max. + 55°C Storage temperature min. - 40°C

Product features for TwinLine-G, L and W

Housing and door material	Sheet steel, RAL 7035, powder-coated One flange opening per panel width at the top; knockouts are provided on the sides and bottom Door opening angle: 180 degrees Double-wing doors in all cabinets of a width of 4 panels and more Doors with espagnolette closure Standard lock: 3 mm double bit
Assembly options*	Prepared to be fitted with distribution board panels, combination sets or CombiLine modules on EDF mounting frame Prepared to be fitted with CombiLine modules on WR mounting frame and mounting plates by removing the EDF adapter
Forms of delivery	Enclosure with door Enclosure without door External mounting brackets included in the scope of delivery Mounting rails with mounting frame holder on left and right, and from 4-panel cabinets on, one additional included in the scope of delivery Touch guard for the double insulated cabinet included in the scope of delivery Touch guards for earthed cabinets must be ordered separately as accessory
Accessories	For enclosures without door the door may also be ordered separately, if necessary Flanges must be ordered separately Touch guards for earthed cabinets must be ordered separately

* For a detailed description of the extension options, see page 4/20

*1 The allowed heating for switchgear assemblies above 630 A rated current must be evidenced by the process according to section 10.10.4.2. The required values of the power loss capacity are specified in the tables on page 4/46. Above 630 A rated current the process according to 10.10.4.3 (IEC 60890) must be applied.

TwinLine wall-mounting and floor-standing cabinets IP55

Wall-mounting cabinets / Extension options


4



TG306G

Touch guard
must be ordered separately

Touch guard
must be ordered separately



Assembly of a mounting plate
Option for control systems with mounting plate, with removed EDF adapters



Assembly with EDF mounting frame
Assembly as meter distribution board with distribution board panels, combination sets or CombiLine modules on EDF mounting frame



Assembly with WR mounting frame
Assembly as distribution board with CombiLine modules on WR mounting frame with removed EDF adapters

TwinLine wall-mounting and floor-standing cabinets IP55

Wall-mounting cabinets / Extension options

4



TG306S

Touch guard included in the scope of delivery



Assembly with EDF mounting frame
Assembly as distribution board with distribution board panels, combination sets or CombiLine modules on EDF mounting frame

Touch guard included in the scope of delivery



Assembly with WR mounting frame
Assembly as meter distribution board CombiLine modules on WR mounting frame with removed EDF adapters

TwinLine wall-mounting and floor-standing cabinets IP55

TwinLine-G wall-mounting cabinets, cabinet depth 225 mm \perp



4

TG306G

Scope of delivery

- External mounting brackets
- Mounting rails with mounting frame holder on left and right, and from 4-panel cabinets on, one additional
- Holders for an extension with distribution board panels, combination sets or CombiLine modules on EDF mounting frame
- Holders for an extension with CombiLine modules on WR mounting frame and mounting plates by removing the EDF adapter

Accessories must be ordered separately

- Flanges
- Touch guard for an extension with distribution board panels, combination sets or CombiLine modules

Height		Width		External dimensions*2	Wall-mounting cabinets with door IP55			Wall-mounting cabinets without door IP30*1		
GU	OH	PW	SU	H x W in mm	Type	Ord. no.	Price	Type	Ord. no.	Price
4	0	1	48	650 x 300	TG104G	2CPX010000R9999		TG104GB	2CPX010221R9999	
		2	96	650 x 550	TG204G	2CPX010001R9999		TG204GB	2CPX010222R9999	
		3	144	650 x 800	TG304G	2CPX010002R9999		TG304GB	2CPX010223R9999	
		4	192	650 x 1050	TG404G	2CPX010003R9999		TG404GB	2CPX010224R9999	
		5	240	650 x 1300	TG504G	2CPX010004R9999		TG504GB	2CPX010225R9999	
5	1	1	60	800 x 300	TG105G	2CPX010005R9999		TG105GB	2CPX010226R9999	
		2	120	800 x 550	TG205G	2CPX010006R9999		TG205GB	2CPX010227R9999	
		3	180	800 x 800	TG305G	2CPX010007R9999		TG305GB	2CPX010228R9999	
		4	240	800 x 1050	TG405G	2CPX010008R9999		TG405GB	2CPX010229R9999	
		5	300	800 x 1300	TG505G	2CPX010009R9999		TG505GB	2CPX010230R9999	
6	2	1	72	950 x 300	TG106G	2CPX010010R9999		TG106GB	2CPX010231R9999	
		2	144	950 x 550	TG206G	2CPX010011R9999		TG206GB	2CPX010232R9999	
		3	216	950 x 800	TG306G	2CPX010012R9999		TG306GB	2CPX010233R9999	
		4	288	950 x 1050	TG406G	2CPX010013R9999		TG406GB	2CPX010234R9999	
		5	360	950 x 1300	TG506G	2CPX010014R9999		TG506GB	2CPX010235R9999	
7	3	1	84	1100 x 300	TG107G	2CPX010015R9999		TG107GB	2CPX010236R9999	
		2	168	1100 x 550	TG207G	2CPX010016R9999		TG207GB	2CPX010237R9999	
		3	252	1100 x 800	TG307G	2CPX010017R9999		TG307GB	2CPX010238R9999	
		4	336	1100 x 1050	TG407G	2CPX010018R9999		TG407GB	2CPX010239R9999	
		5	420	1100 x 1300	TG507G	2CPX010019R9999		TG507GB	2CPX010240R9999	
8	4	1	96	1250 x 300	TG108G	2CPX010020R9999		TG108GB	2CPX010241R9999	
		2	192	1250 x 550	TG208G	2CPX010021R9999		TG208GB	2CPX010242R9999	
		3	288	1250 x 800	TG308G	2CPX010022R9999		TG308GB	2CPX010243R9999	
		4	384	1250 x 1050	TG408G	2CPX010023R9999		TG408GB	2CPX010244R9999	
		5	480	1250 x 1300	TG508G	2CPX010024R9999		TG508GB	2CPX010245R9999	
9	5	1	108	1400 x 300	TG109G	2CPX010025R9999		TG109GB	2CPX010246R9999	
		2	216	1400 x 550	TG209G	2CPX010026R9999		TG209GB	2CPX010247R9999	
		3	324	1400 x 800	TG309G	2CPX010027R9999		TG309GB	2CPX010248R9999	
		4	432	1400 x 1050	TG409G	2CPX010028R9999		TG409GB	2CPX010249R9999	
		5	540	1400 x 1300	TG509G	2CPX010029R9999		TG509GB	2CPX010250R9999	

*1 For an extension as meter distribution board with distribution board panels, combination sets or CombiLine modules

*2 External dimensions without prepunches for more information, see page 4/46

TwinLine wall-mounting and floor-standing cabinets IP55

TwinLine-G wall-mounting cabinets, cabinet depth 225 mm



TG306S

Scope of delivery

- External mounting brackets
- Touch guard
- Mounting rails with mounting frame holder on left and right, and from 4-panel cabinets on, one additional
- Holders for an extension with distribution board panels, combination sets or CombiLine modules on EDF mounting frame
- Holders for an extension with CombiLine modules on WR mounting frame by removing the EDF adapter

Accessories must be ordered separately

- Flanges

4

Height		Width		External dimensions*2		Wall-mounting cabinets with door IP55			Wall-mounting cabinets without door IP30*1		
GU	OH	PW	SU	H x W in mm		Type	Ord. no.	Price	Type	Ord. no.	Price
4	0	1	48	650 x 300		TG104S	2CPX010035R9999		TG104SB	2CPX010256R9999	
		2	96	650 x 550		TG204S	2CPX010036R9999		TG204SB	2CPX010257R9999	
		3	144	650 x 800		TG304S	2CPX010037R9999		TG304SB	2CPX010258R9999	
		4	192	650 x 1050		TG404S	2CPX010038R9999		TG404SB	2CPX010259R9999	
		5	240	650 x 1300		TG504S	2CPX010039R9999		TG504SB	2CPX010260R9999	
5	1	1	60	800 x 300		TG105S	2CPX010040R9999		TG105SB	2CPX010261R9999	
		2	120	800 x 550		TG205S	2CPX010041R9999		TG205SB	2CPX010262R9999	
		3	180	800 x 800		TG305S	2CPX010042R9999		TG305SB	2CPX010263R9999	
		4	240	800 x 1050		TG405S	2CPX010043R9999		TG405SB	2CPX010264R9999	
		5	300	800 x 1300		TG505S	2CPX010044R9999		TG505SB	2CPX010265R9999	
6	2	1	72	950 x 300		TG106S	2CPX010045R9999		TG106SB	2CPX010266R9999	
		2	144	950 x 550		TG206S	2CPX010046R9999		TG206SB	2CPX010267R9999	
		3	216	950 x 800		TG306S	2CPX010047R9999		TG306SB	2CPX010268R9999	
		4	288	950 x 1050		TG406S	2CPX010048R9999		TG406SB	2CPX010269R9999	
		5	360	950 x 1300		TG506S	2CPX010049R9999		TG506SB	2CPX010270R9999	
7	3	1	84	1100 x 300		TG107S	2CPX010050R9999		TG107SB	2CPX010271R9999	
		2	168	1100 x 550		TG207S	2CPX010051R9999		TG207SB	2CPX010272R9999	
		3	252	1100 x 800		TG307S	2CPX010052R9999		TG307SB	2CPX010273R9999	
		4	336	1100 x 1050		TG407S	2CPX010053R9999		TG407SB	2CPX010274R9999	
		5	420	1100 x 1300		TG507S	2CPX010054R9999		TG507SB	2CPX010275R9999	
8	4	1	96	1250 x 300		TG108S	2CPX010055R9999		TG108SB	2CPX010276R9999	
		2	192	1250 x 550		TG208S	2CPX010056R9999		TG208SB	2CPX010277R9999	
		3	288	1250 x 800		TG308S	2CPX010057R9999		TG308SB	2CPX010278R9999	
		4	384	1250 x 1050		TG408S	2CPX010058R9999		TG408SB	2CPX010279R9999	
		5	480	1250 x 1300		TG508S	2CPX010059R9999		TG508SB	2CPX010280R9999	
9	5	1	108	1400 x 300		TG109S	2CPX010060R9999		TG109SB	2CPX010281R9999	
		2	216	1400 x 550		TG209S	2CPX010061R9999		TG209SB	2CPX010282R9999	
		3	324	1400 x 800		TG309S	2CPX010062R9999		TG309SB	2CPX010283R9999	
		4	432	1400 x 1050		TG409S	2CPX010063R9999		TG409SB	2CPX010284R9999	
		5	540	1400 x 1300		TG509S	2CPX010064R9999		TG509SB	2CPX010285R9999	

*1 For an extension as meter distribution board with distribution board panels, combination sets or CombiLine modules

*2 External dimensions without prepunches for more information, see page 4 /46

TwinLine wall-mounting and floor-standing cabinets IP55

TwinLine-L wall-mounting cabinets, cabinet depth 275 mm \perp



TL306G

Scope of delivery

- External mounting brackets
- Mounting rails with mounting frame holder on left and right, and from 4-panel cabinets on, one additional
- Holders for an extension with distribution board panels, combination sets or CombiLine modules on EDF mounting frame
- Holders for an extension with CombiLine modules on WR mounting frame and mounting plates by removing the EDF adapter

Accessories must be ordered separately

- Flanges
- Touch guard for an extension with distribution board panels, combination sets or CombiLine modules

Height		Width		External dimensions*2	Wall-mounting cabinets with door IP55			Wall-mounting cabinets without door IP30*1		
GU	OH	PW	SU	H x W in mm	Type	Ord. no.	Price	Type	Ord. no.	Price
4	0	1	48	650 x 300	TL104G	2CPX010070R9999		TL104GB	2CPX010291R9999	
		2	96	650 x 550	TL204G	2CPX010071R9999		TL204GB	2CPX010292R9999	
		3	144	650 x 800	TL304G	2CPX010072R9999		TL304GB	2CPX010293R9999	
		4	192	650 x 1050	TL404G	2CPX010073R9999		TL404GB	2CPX010294R9999	
		5	240	650 x 1300	TL504G	2CPX010074R9999		TL504GB	2CPX010295R9999	
5	1	1	60	800 x 300	TL105G	2CPX010075R9999		TL105GB	2CPX010296R9999	
		2	120	800 x 550	TL205G	2CPX010076R9999		TL205GB	2CPX010297R9999	
		3	180	800 x 800	TL305G	2CPX010077R9999		TL305GB	2CPX010298R9999	
		4	240	800 x 1050	TL405G	2CPX010078R9999		TL405GB	2CPX010299R9999	
		5	300	800 x 1300	TL505G	2CPX010079R9999		TL505GB	2CPX010300R9999	
6	2	1	72	950 x 300	TL106G	2CPX010080R9999		TL106GB	2CPX010301R9999	
		2	144	950 x 550	TL206G	2CPX010081R9999		TL206GB	2CPX010302R9999	
		3	216	950 x 800	TL306G	2CPX010082R9999		TL306GB	2CPX010303R9999	
		4	288	950 x 1050	TL406G	2CPX010083R9999		TL406GB	2CPX010304R9999	
		5	360	950 x 1300	TL506G	2CPX010084R9999		TL506GB	2CPX010305R9999	
7	3	1	84	1100 x 300	TL107G	2CPX010085R9999		TL107GB	2CPX010306R9999	
		2	168	1100 x 550	TL207G	2CPX010086R9999		TL207GB	2CPX010307R9999	
		3	252	1100 x 800	TL307G	2CPX010087R9999		TL307GB	2CPX010308R9999	
		4	336	1100 x 1050	TL407G	2CPX010088R9999		TL407GB	2CPX010309R9999	
		5	420	1100 x 1300	TL507G	2CPX010089R9999		TL507GB	2CPX010310R9999	
8	4	1	96	1250 x 300	TL108G	2CPX010090R9999		TL108GB	2CPX010311R9999	
		2	192	1250 x 550	TL208G	2CPX010091R9999		TL208GB	2CPX010312R9999	
		3	288	1250 x 800	TL308G	2CPX010092R9999		TL308GB	2CPX010313R9999	
		4	384	1250 x 1050	TL408G	2CPX010093R9999		TL408GB	2CPX010314R9999	
		5	480	1250 x 1300	TL508G	2CPX010094R9999		TL508GB	2CPX010315R9999	
9	5	1	108	1400 x 300	TL109G	2CPX010095R9999		TL109GB	2CPX010316R9999	
		2	216	1400 x 550	TL209G	2CPX010096R9999		TL209GB	2CPX010317R9999	
		3	324	1400 x 800	TL309G	2CPX010097R9999		TL309GB	2CPX010318R9999	
		4	432	1400 x 1050	TL409G	2CPX010098R9999		TL409GB	2CPX010319R9999	
		5	540	1400 x 1300	TL509G	2CPX010099R9999		TL509GB	2CPX010320R9999	

*1 For an extension as meter distribution board with distribution board panels, combination sets or CombiLine modules

*2 External dimensions without prepunches for more information, see page 4/48

TwinLine wall-mounting and floor-standing cabinets IP55

TwinLine-L wall-mounting cabinets, cabinet depth 275 mm



Scope of delivery

- External mounting brackets
- Touch guard
- Mounting rails with mounting frame holder on left and right, and from 4-panel cabinets on, one additional
- Holders for an extension with distribution board panels, combination sets or CombiLine modules on EDF mounting frame
- Holders for an extension with CombiLine modules on WR mounting frame by removing the EDF adapter

Accessories must be ordered separately

- Flanges

4

Height		Width		External dimensions *1		Wall-mounting cabinets with door IP55			Wall-mounting cabinets without door IP30*1		
GU	OH	PW	SU	H x W in mm		Type	Ord. no.	Price	Type	Ord. no.	Price
4	0	1	48	650 x 300		TL104S	2CPX010105R9999		TL104SB	2CPX010326R9999	
		2	96	650 x 550		TL204S	2CPX010106R9999		TL204SB	2CPX010327R9999	
		3	144	650 x 800		TL304S	2CPX010107R9999		TL304SB	2CPX010328R9999	
		4	192	650 x 1050		TL404S	2CPX010108R9999		TL404SB	2CPX010329R9999	
		5	240	650 x 1300		TL504S	2CPX010109R9999		TL504SB	2CPX010330R9999	
5	1	1	60	800 x 300		TL105S	2CPX010110R9999		TL105SB	2CPX010331R9999	
		2	120	800 x 550		TL205S	2CPX010111R9999		TL205SB	2CPX010332R9999	
		3	180	800 x 800		TL305S	2CPX010112R9999		TL305SB	2CPX010333R9999	
		4	240	800 x 1050		TL405S	2CPX010113R9999		TL405SB	2CPX010334R9999	
		5	300	800 x 1300		TL505S	2CPX010114R9999		TL505SB	2CPX010335R9999	
6	2	1	72	950 x 300		TL106S	2CPX010115R9999		TL106SB	2CPX010336R9999	
		2	144	950 x 550		TL206S	2CPX010116R9999		TL206SB	2CPX010337R9999	
		3	216	950 x 800		TL306S	2CPX010117R9999		TL306SB	2CPX010338R9999	
		4	288	950 x 1050		TL406S	2CPX010118R9999		TL406SB	2CPX010339R9999	
		5	360	950 x 1300		TL506S	2CPX010119R9999		TL506SB	2CPX010340R9999	
7	3	1	84	1100 x 300		TL107S	2CPX010120R9999		TL107SB	2CPX010341R9999	
		2	168	1100 x 550		TL207S	2CPX010121R9999		TL207SB	2CPX010342R9999	
		3	252	1100 x 800		TL307S	2CPX010122R9999		TL307SB	2CPX010343R9999	
		4	336	1100 x 1050		TL407S	2CPX010123R9999		TL407SB	2CPX010344R9999	
		5	420	1100 x 1300		TL507S	2CPX010124R9999		TL507SB	2CPX010345R9999	
8	4	1	96	1250 x 300		TL108S	2CPX010125R9999		TL108SB	2CPX010346R9999	
		2	192	1250 x 550		TL208S	2CPX010126R9999		TL208SB	2CPX010347R9999	
		3	288	1250 x 800		TL308S	2CPX010127R9999		TL308SB	2CPX010348R9999	
		4	384	1250 x 1050		TL408S	2CPX010128R9999		TL408SB	2CPX010349R9999	
		5	480	1250 x 1300		TL508S	2CPX010129R9999		TL508SB	2CPX010350R9999	
9	5	1	108	1400 x 300		TL109S	2CPX010130R9999		TL109SB	2CPX010351R9999	
		2	216	1400 x 550		TL209S	2CPX010131R9999		TL209SB	2CPX010352R9999	
		3	324	1400 x 800		TL309S	2CPX010132R9999		TL309SB	2CPX010353R9999	
		4	432	1400 x 1050		TL409S	2CPX010133R9999		TL409SB	2CPX010354R9999	
		5	540	1400 x 1300		TL509S	2CPX010134R9999		TL509SB	2CPX010355R9999	

*1 For an extension as meter distribution board with distribution board panels, combination sets or CombiLine modules

*2 External dimensions without prepunches for more information, see page 4/48

TwinLine wall-mounting and floor-standing cabinets IP55

TwinLine-W wall-mounting cabinets, cabinet depth 350 mm



TW306G

Scope of delivery

- External mounting brackets
- Mounting rails with mounting frame holder on left and right, and from 4-panel cabinets on, one additional
- Holders for an extension with distribution board panels, combination sets or CombiLine modules on EDF mounting frame
- Holders for an extension with CombiLine modules on WR mounting frame and mounting plates by removing the EDF adapter

Accessories must be ordered separately

- Flanges
- Touch guard for an extension with distribution board panels, combination sets or CombiLine modules

Height		Width		External dimensions*2	Wall-mounting cabinets with door IP55			Wall-mounting cabinets without door IP30*1		
GU	OH	PW	SU	H x W in mm	Type	Ord. no.	Price	Type	Ord. no.	Price
4	0	1	48	650 x 300	TW104G	2CPX010140R9999		TW104GB	2CPX010361R9999	
		2	96	650 x 550	TW204G	2CPX010141R9999		TW204GB	2CPX010362R9999	
		3	144	650 x 800	TW304G	2CPX010142R9999		TW304GB	2CPX010363R9999	
		4	192	650 x 1050	TW404G	2CPX010143R9999		TW404GB	2CPX010364R9999	
		5	240	650 x 1300	TW504G	2CPX010144R9999		TW504GB	2CPX010365R9999	
5	1	1	60	800 x 300	TW105G	2CPX010202R9999		TW105GB	2CPX010366R9999	
		2	120	800 x 550	TW205G	2CPX010203R9999		TW205GB	2CPX010367R9999	
		3	180	800 x 800	TW305G	2CPX010204R9999		TW305GB	2CPX010368R9999	
		4	240	800 x 1050	TW405G	2CPX010205R9999		TW405GB	2CPX010369R9999	
		5	300	800 x 1300	TW505G	2CPX010206R9999		TW505GB	2CPX010370R9999	
6	2	1	72	950 x 300	TW106G	2CPX010145R9999		TW106GB	2CPX010371R9999	
		2	144	950 x 550	TW206G	2CPX010146R9999		TW206GB	2CPX010372R9999	
		3	216	950 x 800	TW306G	2CPX010147R9999		TW306GB	2CPX010373R9999	
		4	288	950 x 1050	TW406G	2CPX010148R9999		TW406GB	2CPX010374R9999	
		5	360	950 x 1300	TW506G	2CPX010149R9999		TW506GB	2CPX010375R9999	
7	3	1	84	1100 x 300	TW107G	2CPX010150R9999		TW107GB	2CPX010376R9999	
		2	168	1100 x 550	TW207G	2CPX010151R9999		TW207GB	2CPX010377R9999	
		3	252	1100 x 800	TW307G	2CPX010152R9999		TW307GB	2CPX010378R9999	
		4	336	1100 x 1050	TW407G	2CPX010153R9999		TW407GB	2CPX010379R9999	
		5	420	1100 x 1300	TW507G	2CPX010154R9999		TW507GB	2CPX010380R9999	
8	4	1	96	1250 x 300	TW108G	2CPX010155R9999		TW108GB	2CPX010381R9999	
		2	192	1250 x 550	TW208G	2CPX010156R9999		TW208GB	2CPX010382R9999	
		3	288	1250 x 800	TW308G	2CPX010157R9999		TW308GB	2CPX010383R9999	
		4	384	1250 x 1050	TW408G	2CPX010158R9999		TW408GB	2CPX010384R9999	
		5	480	1250 x 1300	TW508G	2CPX010159R9999		TW508GB	2CPX010385R9999	
9	5	1	108	1400 x 300	TW109G	2CPX010160R9999		TW109GB	2CPX010386R9999	
		2	216	1400 x 550	TW209G	2CPX010161R9999		TW209GB	2CPX010387R9999	
		3	324	1400 x 800	TW309G	2CPX010162R9999		TW309GB	2CPX010388R9999	
		4	432	1400 x 1050	TW409G	2CPX010163R9999		TW409GB	2CPX010389R9999	
		5	540	1400 x 1300	TW509G	2CPX010164R9999		TW509GB	2CPX010390R9999	

*1 For an extension as meter distribution board with distribution board panels, combination sets or CombiLine modules

*2 External dimensions without prepunches for more information, see page 4/50

TwinLine wall-mounting and floor-standing cabinets IP55

TwinLine-W wall-mounting cabinets, cabinet depth 350 mm



TW306S

Scope of delivery

- External mounting brackets
- Touch guard
- Mounting rails with mounting frame holder on left and right, and from 4-panel cabinets on, one additional
- Holders for an extension with distribution board panels, combination sets or CombiLine modules on EDF mounting frame
- Holders for an extension with CombiLine modules on WR mounting frame by removing the EDF adapter

Accessories must be ordered separately

- Flanges

4

Height		Width		External dimensions*2		Wall-mounting cabinets with door IP55			Wall-mounting cabinets without door IP30*1		
GU	OH	PW	SU	H x W in mm		Type	Ord. no.	Price	Type	Ord. no.	Price
4	0	1	48	650 x 300		TW104S	2CPX010171R9999		TW104SB	2CPX010397R9999	
		2	96	650 x 550		TW204S	2CPX010172R9999		TW204SB	2CPX010398R9999	
		3	144	650 x 800		TW304S	2CPX010173R9999		TW304SB	2CPX010399R9999	
		4	192	650 x 1050		TW404S	2CPX010174R9999		TW404SB	2CPX010400R9999	
		5	240	650 x 1300		TW504S	2CPX010175R9999		TW504SB	2CPX010401R9999	
5	1	1	60	800 x 300		TW105S	2CPX010207R9999		TW105SB	2CPX010402R9999	
		2	120	800 x 550		TW205S	2CPX010208R9999		TW205SB	2CPX010403R9999	
		3	180	800 x 800		TW305S	2CPX010209R9999		TW305SB	2CPX010404R9999	
		4	240	800 x 1050		TW405S	2CPX010210R9999		TW405SB	2CPX010405R9999	
		5	300	800 x 1300		TW505S	2CPX010211R9999		TW505SB	2CPX010406R9999	
6	2	1	72	950 x 300		TW106S	2CPX010176R9999		TW106SB	2CPX010407R9999	
		2	144	950 x 550		TW206S	2CPX010177R9999		TW206SB	2CPX010408R9999	
		3	216	950 x 800		TW306S	2CPX010178R9999		TW306SB	2CPX010409R9999	
		4	288	950 x 1050		TW406S	2CPX010179R9999		TW406SB	2CPX010410R9999	
		5	360	950 x 1300		TW506S	2CPX010180R9999		TW506SB	2CPX010411R9999	
7	3	1	84	1100 x 300		TW107S	2CPX010181R9999		TW107SB	2CPX010412R9999	
		2	168	1100 x 550		TW207S	2CPX010182R9999		TW207SB	2CPX010413R9999	
		3	252	1100 x 800		TW307S	2CPX010183R9999		TW307SB	2CPX010414R9999	
		4	336	1100 x 1050		TW407S	2CPX010184R9999		TW407SB	2CPX010415R9999	
		5	420	1100 x 1300		TW507S	2CPX010185R9999		TW507SB	2CPX010416R9999	
8	4	1	96	1250 x 300		TW108S	2CPX010186R9999		TW108SB	2CPX010417R9999	
		2	192	1250 x 550		TW208S	2CPX010187R9999		TW208SB	2CPX010418R9999	
		3	288	1250 x 800		TW308S	2CPX010188R9999		TW308SB	2CPX010419R9999	
		4	384	1250 x 1050		TW408S	2CPX010189R9999		TW408SB	2CPX010420R9999	
		5	480	1250 x 1300		TW508S	2CPX010190R9999		TW508SB	2CPX010421R9999	
9	5	1	108	1400 x 300		TW109S	2CPX010191R9999		TW109SB	2CPX010422R9999	
		2	216	1400 x 550		TW209S	2CPX010192R9999		TW209SB	2CPX010423R9999	
		3	324	1400 x 800		TW309S	2CPX010193R9999		TW309SB	2CPX010424R9999	
		4	432	1400 x 1050		TW409S	2CPX010194R9999		TW409SB	2CPX010425R9999	
		5	540	1400 x 1300		TW509S	2CPX010195R9999		TW509SB	2CPX010426R9999	

*1 For an extension as meter distribution board with distribution board panels, combination sets or CombiLine modules

*2 External dimensions without prepunches for more information, see page 4/50

TwinLine wall-mounting and floor-standing cabinets IP55

Floor-standing cabinets

4



TwinLine wall-mounting and floor-standing cabinets IP55

Floor-standing cabinets / Technical specifications and product features

Technical specifications for TwinLine-G, L and W

Standards / requirements	According to DIN EN 61439-1/-2/-3, DIN VDE 0660-600-1/-2/-3*1
Protection class	I, earthed II, double insulated
Degree of protection	With door IP55 Without door IP30 for an extension as meter distribution board with distribution board panels, combination sets or CombiLine modules
Mechanical impact strength	IK 10 for the cabinet enclosure IK 08 in the area of the flange knockouts
Conditions of installation	Indoor installation Ambient air temperature max. + 40°C Ambient air temperature min. - 5°C Operating temperature max. + 55°C Storage temperature max. + 55°C Storage temperature min. - 40°C

4

Product features for TwinLine-G, L and W

Housing and door material	Sheet steel, RAL 7035, powder-coated One flange opening per panel width at the top; knockouts are provided on the sides and bottom Door opening angle: 180 degrees Double-wing doors in all cabinets of a width of 4 panels and more Doors with espagnolette closure Standard lock: 3 mm double bit
Assembly options*	Prepared to be fitted with CombiLine modules on WR mounting frame and mounting plates Prepared to be fitted with distribution board panels, combination sets or CombiLine modules on EDF mounting frame; EDF adapter and centre support rail must be ordered as accessories
Forms of delivery	Enclosure with door Enclosure without door External mounting brackets included in the scope of delivery Mounting rails with mounting frame holder on left and right, and from 4-panel cabinets on, one additional included in the scope of delivery Touch guard for the double insulated cabinet included in the scope of delivery Touch guards for earthed cabinets must be ordered separately as accessory
Accessories	For enclosures without door, the door may also be ordered separately, if necessary Flanges must be ordered separately Plinths must be ordered separately Touch guards for earthed cabinets must be ordered separately EDF adapter must be ordered separately, if required* Centre support rails must be ordered separately, if required*

* For a more detailed description of the extension options for floor-standing cabinets, see page 4/30

*1 The allowed heating for switchgear assemblies above 630 A rated current must be evidenced by the process according to section 10.10.4.2. The required values of the power loss capacity are specified in the tables on page 6/45. Above 630 A rated current the process according to 10.10.4.3 (IEC 60890) must be applied.

For the power loss transfer rates, see table on page 4/47

TwinLine wall-mounting and floor-standing cabinets IP55

Floor-standing cabinets / extension options \perp

4



TW312G

Touch guard
must be ordered separately

EDF adapter
must be ordered separately

Support rail. centre
must be ordered separately

Touch guard
must be ordered separately



Assembly of a mounting plate
Assembly for control technologies
with mounting plate



Assembly with EDF mounting frame
Assembly as meter distribution board
with distribution board panels, combination
sets or or CombiLine modules on EDF
mounting frame



Assembly with WR mounting frame
Assembly as meter distribution board
with CombiLine modules on WR
mounting frame

TwinLine wall-mounting and floor-standing cabinets IP55

Floor-standing cabinets / extension options

4



TW312S

Touch guard included in the scope of delivery

EDF adapter must be ordered separately

Support rail, centre must be ordered separately



Assembly with EDF mounting frame

Assembly as meter distribution board with distribution board panels, combination sets or CombiLine modules on EDF mounting frame

Touch guard included in the scope of delivery



Assembly with WR mounting frame

Assembly as meter distribution board with CombiLine modules on WR mounting frame

TwinLine wall-mounting and floor-standing cabinets IP55

Floor-standing cabinets / cabinet depth 225 / 275 / 350 mm \perp

4



TG312G

Scope of delivery

- External mounting brackets
- Mounting rails with mounting frame holder on left and right, and from 4-panel cabinets on, one additional
- Holders for an extension with CombiLine modules on WR mounting frame and mounting plates

Accessories must be ordered separately

- Flanges
- Plinth
- Touch guard for the extension with CombiLine modules
- EDF adapter, centre support rails and touch guard for an extension with distribution board panels, combination sets or CombiLine modules on EDF mounting frame

Height		Width		External dimensions*2	Floor-standing cabinets with door IP55			Floor-standing cabinets without door IP30*1		
GU	OH	PW	SU		Type	Ord. no.	Price	Type	Ord. no.	Price
TwinLine-G, cabinet depth 225 mm										
12	8	1	144	1850 x 300	TG112G	2CPX010030R9999		TG112GB	2CPX010251R9999	
		2	288	1850 x 550	TG212G	2CPX010031R9999		TG212GB	2CPX010252R9999	
		3	432	1850 x 800	TG312G	2CPX010032R9999		TG312GB	2CPX010253R9999	
		4	576	1850 x 1050	TG412G	2CPX010033R9999		TG412GB	2CPX010254R9999	
		5	720	1850 x 1300	TG512G	2CPX010034R9999		TG512GB	2CPX010255R9999	
TwinLine-L, cabinet depth 275 mm										
12	8	1	144	1850 x 300	TL112G	2CPX010100R9999		TL112GB	2CPX010321R9999	
		2	288	1850 x 550	TL212G	2CPX010101R9999		TL212GB	2CPX010322R9999	
		3	432	1850 x 800	TL312G	2CPX010102R9999		TL312GB	2CPX010323R9999	
		4	576	1850 x 1050	TL412G	2CPX010103R9999		TL412GB	2CPX010324R9999	
		5	720	1850 x 1300	TL512G	2CPX010104R9999		TL512GB	2CPX010325R9999	
TwinLine-W, cabinet depth 350 mm										
12	8	1	144	1850 x 300	TW112G	2CPX010165R9999		TW112GB	2CPX010391R9999	
		2	288	1850 x 550	TW212G	2CPX010166R9999		TW212GB	2CPX010392R9999	
		3	432	1850 x 800	TW312G	2CPX010167R9999		TW312GB	2CPX010393R9999	
		4	576	1850 x 1050	TW412G	2CPX010168R9999		TW412GB	2CPX010394R9999	
		5	720	1850 x 1300	TW512G	2CPX010169R9999		TW512GB	2CPX010395R9999	
		6	864	1850 x 1550	TW612G	2CPX010170R9999		TW612GB	2CPX010396R9999	

*1 For an extension as meter distribution board with distribution board panels, combination sets or CombiLine modules

*2 External dimensions without prepunches for more information, see page 5/46

TwinLine wall-mounting and floor-standing cabinets IP55

Floor-standing cabinets / cabinet depth 225 / 275 / 350 mm



TG312S




Scope of delivery

- External mounting brackets
- Touch guard
- Mounting rails with mounting frame holder on left and right, and from 4-panel cabinets on, one additional
- Holders for an extension with CombiLine modules on WR mounting frame

Accessories must be ordered separately

- Flanges
- Plinth
- EDF adapter and centre support rails for an extension with distribution board panels, combination sets or CombiLine modules on EDF mounting frame

4

Height		Width		External dimensions*2	Floor-standing cabinets with door IP55			Floor-standing cabinets without door IP30*1			
GU	OH	PW	SU		H x W in mm	Type	Ord. no.	Price	Type	Ord. no.	Price
TwinLine-G, cabinet depth 225 mm 											
12	8	1	144	1850 x 300	TG112S	2CPX010065R9999		TG112SB	2CPX010286R9999		
		2	288	1850 x 550	TG212S	2CPX010066R9999		TG212SB	2CPX010287R9999		
		3	432	1850 x 800	TG312S	2CPX010067R9999		TG312SB	2CPX010288R9999		
		4	576	1850 x 1050	TG412S	2CPX010068R9999		TG412SB	2CPX010289R9999		
		5	720	1850 x 1300	TG512S	2CPX010069R9999		TG512SB	2CPX010290R9999		
TwinLine-L, cabinet depth 275 mm 											
12	8	1	144	1850 x 300	TL112S	2CPX010135R9999		TL112SB	2CPX010356R9999		
		2	288	1850 x 550	TL212S	2CPX010136R9999		TL212SB	2CPX010357R9999		
		3	432	1850 x 800	TL312S	2CPX010137R9999		TL312SB	2CPX010358R9999		
		4	576	1850 x 1050	TL412S	2CPX010138R9999		TL412SB	2CPX010359R9999		
		5	720	1850 x 1300	TL512S	2CPX010139R9999		TL512SB	2CPX010360R9999		
TwinLine-W, cabinet depth 350 mm 											
12	8	1	144	1850 x 300	TW112S	2CPX010196R9999		TW112SB	2CPX010427R9999		
		2	288	1850 x 550	TW212S	2CPX010197R9999		TW212SB	2CPX010428R9999		
		3	432	1850 x 800	TW312S	2CPX010198R9999		TW312SB	2CPX010429R9999		
		4	576	1850 x 1050	TW412S	2CPX010199R9999		TW412SB	2CPX010430R9999		
		5	720	1850 x 1300	TW512S	2CPX010200R9999		TW512SB	2CPX010431R9999		
		6	864	1850 x 1550	TW612S	2CPX010201R9999		TW612SB	2CPX010432R9999		

*1 For an extension as meter distribution board with distribution board panels, combination sets or CombiLine modules

*2 External dimensions without prepunches for more information, see page 5/46

TwinLine wall-mounting and floor-standing cabinets IP55

Flange IP55




TZ101




TZ102



TZ103



TZ110



TZ111



TZ112



TZ104



TZ105



TZ107



TZ106

Article	Pieces	Type	Ord. no.	Price
Membrane flange	1	TZ101	2CPX010450R9999	
Material: plastic	10	TZ101P10	2CPX010451R9999	
For cable sections 2 x 6 - 32.5 mm, 2 x 6 - 25 mm, 4 x 6 - 19 mm, 10 x 6 - 15 mm, 2 x 6 - 12 mm, 31 x 6 - 11 mm, 1 x 6 - 7 mm	100	TZ101P100	2CPX010826R9999	
Flanges for M screw fittings				
Material: plastic				
1 x M63 / M50, 2 x M32 / M20, 5 x M25, 5 x M20	1	TZ102	2CPX010452R9999	
	10	TZ102P10	2CPX010453R9999	
4 x M20 / M25, 18 x M20	1	TZ103	2CPX010454R9999	
	10	TZ103P10	2CPX010455R9999	
Flanges with cable sleeves				
Material: plastic				
Flanges with 8 cable sleeves	1	TZ104	2CPX010456R9999	
For cable sections 8 x 13 up to 34 mm				
Flanges with 11 cable sleeves	1	TZ105	2CPX010457R9999	
For cable sections 1 x 14 up to 54 mm, 3 x 13 up to 34 mm, 3 x 13 up to 26,5 mm, 4 x 5 up to 21 mm				
Flange with 1 cable sleeve	1	TZ110	2CPX010850R9999	
For cable sections 1 x 14 up to 68 mm				
Flange with 2 cable sleeves	1	TZ111	2CPX010851R9999	
For cable sections 2 x 14 up to 68 mm				
Flange with 3 cable sleeves	1	TZ112	2CPX010852R9999	
For cable sections 3 x 14 up to 54 mm				
Closing flanges				
Material: plastic	1	TZ107	2CPX010460R9999	
	10	TZ107P10	2CPX010461R9999	
Material: sheet steel	1	TZ106	2CPX010458R9999	
For earthed cabinets	10	TZ106P10	2CPX010459R9999	

TwinLine wall-mounting and floor-standing cabinets IP55

Plinth



TZW305



TZW310



TZ627P2



TZ323



ZK143

Article	Depth	Width		Pieces	Type	Ord. no.	Price
	mm	PW	mm				
Plinth, height 50 mm, Colour RAL 9005							
For TwinLine-G	225	1	300	1	TZG105	2CPX010571R9999	
	225	2	550	1	TZG205	2CPX010573R9999	
	225	3	800	1	TZG305	2CPX010575R9999	
	225	4	1050	1	TZG405	2CPX010577R9999	
	225	5	1300	1	TZG505	2CPX010579R9999	
For TwinLine-L	275	1	300	1	TZL105	2CPX010581R9999	
	275	2	550	1	TZL205	2CPX010583R9999	
	275	3	800	1	TZL305	2CPX010585R9999	
	275	4	1050	1	TZL405	2CPX010587R9999	
	275	5	1300	1	TZL505	2CPX010589R9999	
For TwinLine-W	350	1	300	1	TZW105	2CPX010661R9999	
	350	2	550	1	TZW205	2CPX010663R9999	
	350	3	800	1	TZW305	2CPX010665R9999	
	350	4	1050	1	TZW405	2CPX010667R9999	
	350	5	1300	1	TZW505	2CPX010669R9999	
	350	6	1550	1	TZW605	2CPX010671R9999	

Plinth, height 100 mm, Colour RAL 9005							
For TwinLine-G	225	1	300	1	TZG110	2CPX010572R9999	
Lateral knock-outs	225	2	550	1	TZG210	2CPX010574R9999	
1 x M32/M50 or	225	3	800	1	TZG310	2CPX010576R9999	
80 x 80 mm	225	4	1050	1	TZG410	2CPX010578R9999	
	225	5	1300	1	TZG510	2CPX010580R9999	
For TwinLine-L*	275	1	300	1	TZL110	2CPX010582R9999	
Lateral knock-outs	275	2	550	1	TZL210	2CPX010584R9999	
1 x M32/M50 or	275	3	800	1	TZL310	2CPX010586R9999	
80 x 80 mm	275	4	1050	1	TZL410	2CPX010588R9999	
	275	5	1300	1	TZL510	2CPX010590R9999	
For TwinLine-W*	350	1	300	1	TZW110	2CPX010662R9999	
Lateral knock-outs	350	2	550	1	TZW210	2CPX010664R9999	
2 x M32/M50 or	350	3	800	1	TZW310	2CPX010666R9999	
2 x 80 x 80 mm	350	4	1050	1	TZW410	2CPX010668R9999	
	350	5	1300	1	TZW510	2CPX010670R9999	
	350	6	1550	1	TZW610	2CPX010672R9999	

Plinth mounting brackets	2	TZ627P2	2CPX010853R9999	
For external plinth assembly on the cabinet				
For 50 mm and 100 mm plinths height				

Cable fastening rail	1	250	1	TZ321	2CPX010473R9999	
For plinth, height 100 mm	2	500	1	TZ322	2CPX010474R9999	
	3	750	1	TZ323	2CPX010475R9999	
	4	1000	1	TZ324	2CPX010476R9999	
	5	1250	1	TZ325	2CPX010477R9999	
	6	1500	1	TZ326	2CPX010478R9999	

Clamp						
For cable fastening rail						
From 22 - 28 mm	1	ZK143	2CPX060005R9999			
From 40 - 46 mm	1	ZK144	2CPX060006R9999			
From 64 - 70 mm	1	ZK145	2CPX060007R9999			

* From 4-panel cabinets on, an additional one is included in the scope of delivery

TwinLine wall-mounting and floor-standing cabinets IP55

Lock replacement parts



Article	Pieces	Type	Ord. no.	Price
Latch plates for operating pins				
For operating pin 3 mm (standard)* and 5 mm (similar to RAL 9005)	1	TZ507	2CPX010491R9999	
For triangular and square operating pin and for Daimler Benz insert	1	TZ508	2CPX010492R9999	
Operating pins				
Double-bit, 3 mm*	1	ZH130	2CPX060490R9999	
Double bit 5 mm	1	ZH131	2CPX060491R9999	
Triangular 7 mm	1	ZH132	2CPX060492R9999	
Triangular 8 mm	1	ZH133	2CPX060493R9999	
Square 6 mm	1	ZH134	2CPX060494R9999	
Square 7 mm	1	ZH135	2CPX060495R9999	
Square 8 mm	1	ZH136	2CPX060496R9999	
Daimler-Benz	1	ZH137	2CPX060497R9999	
Latch handle				
With latch plate and lock	1	TZ503	2CPX010487R9999	
With latch plate, without lock	1	TZ504	2CPX010488R9999	
T-handle				
With latch plate and lock	1	TZ505	2CPX010489R9999	
With latch plate, without lock	1	TZ506	2CPX010490R9999	
Swivel handle				
For semi-cylinder 40 mm (30/10) with lead sealable cap	1	TZ510	2CPX010494R9999	
Dummy insert				
Instead of a semi-cylinder for the swivel handle TZ510	1	ZH142	2CPX060502R9999	

*Accessory included in the scope of delivery

TwinLine wall-mounting and floor-standing cabinets IP55

Lock replacement parts



ZH91



ZH160



ZH157



ZH162



ZH165



TZ206



TZ511



TZ501



TZ502

Article	Pieces	Type	Ord. no.	Price
Universal key	1	ZH91	2CPX06091R9999	
Double bit 3 mm/5 mm				
Triangular 8 mm, square 6 mm/8 mm				
Double bit 3 mm*	1	ZH160	2CPX060660R9999	
Double bit 5 mm	1	ZH161	2CPX060661R9999	
Triangular 7 mm	1	ZH157	2CPX060657R9999	
Triangular 8 mm	1	ZH158	2CPX060658R9999	
Square 6 mm	1	ZH162	2CPX060662R9999	
Square 7 mm	1	ZH163	2CPX060663R9999	
Square 8 mm	1	ZH164	2CPX060664R9999	
Daimler-Benz	1	ZH165	2CPX060665R9999	
Espagnolette closure				
4 GU = 600 mm with lock part*	1	TZ204	2CPX010462R9999	
5 GU = 750 mm with lock part*	1	TZ205	2CPX010463R9999	
6 GU = 900 mm with lock part*	1	TZ206	2CPX010464R9999	
7 GU = 1050 mm with lock part*	1	TZ207	2CPX010465R9999	
8 GU = 1200 mm with lock part*	1	TZ208	2CPX010466R9999	
9 GU = 1350 mm with lock part*	1	TZ209	2CPX010467R9999	
12 GU = 1800 mm with lock part*	1	TZ212	2CPX010468R9999	
Espagnolette guide*	1	TZ511	2CPX010495R9999	
Shoe*	1	TZ501	2CPX010485R9999	
For espagnolette closure				
Rubber seal*	1	TZ502	2CPX010486R9999	
For double-wing door				

*Accessory included in the scope of delivery

TwinLine wall-mounting and floor-standing cabinets IP55

General accessories



TZ601

4



TZ604



TZ605



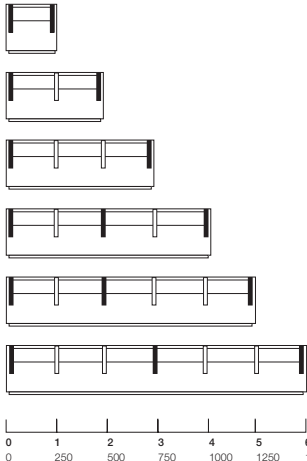
TZ606

Article	Pieces	Unmounted			Installed to the cabinet*		
		Type	Ord. no.	Price	Type	Ord. no.	Price
Mounting rails**1							
For mounting frame holder							
For TwinLine-G	1	TZ601	2CPX010779R9999		TZ601A	2CPX010787R9999	
	10	TZ601P10	2CPX010814R9999				
	100	TZ601P100	2CPX010815R9999				
For TwinLine-L	1	TZ602	2CPX010780R9999		TZ602A	2CPX010788R9999	
	10	TZ602P10	2CPX010816R9999				
	100	TZ602P100	2CPX010817R9999				
For TwinLine-W	1	TZ603	2CPX010781R9999		TZ603A	2CPX010789R9999	
	10	TZ603P10	2CPX010818R9999				
	100	TZ603P100	2CPX010819R9999				
Mounting frame holder centre**1	1	TZ604	2CPX010782R9999		TZ604A	2CPX010790R9999	
For an extension with WR and EDF	10	TZ604P10	2CPX010820R9999				
mounting frame or to connect mounting	100	TZ604P100	2CPX010821R9999				
plates in series							
(please order ZT 606 EDF adapters							
separately)							
Mounting frame holder**1	1	TZ605	2CPX010783R9999		TZ605A	2CPX010791R9999	
left or right	10	TZ605P10	2CPX010822R9999				
For an extension with WR and EDF	100	TZ605P100	2CPX010823R9999				
mounting frame or with mounting plates							
or centre support rails (please order ZT							
606 EDF adapters separately)							
EDF adapter**1	1	TZ606	2CPX010784R9999		TZ606A	2CPX010792R9999	
for mounting frame holder	10	TZ606P10	2CPX010824R9999				
For an extension with EDF mounting	100	TZ606P100	2CPX010825R9999				
frame							

* Only in combination with factory-assembled meter and distribution board panels, combination sets or CombiLine modules
*1 Required as accessory depending on the type of assembly

Position of the mounting rails with mounting frame holder

Top view



- Factory-assembled**
Mounting rails with mounting frame holder on left and right, and from 4-panel cabinets on, one additional
- Upgradeable**
Depending on the configuration. additional mounting rails, mounting frame holders and EDF-adapters will be required

TwinLine wall-mounting and floor-standing cabinets IP55

General accessories



TZ313



TZ413



ZW125P4



TZ615P4



TZ609



TZ608



TZ607

Article	Pieces	Unmounted			Installed to the cabinet*		
		Type	Ord. no.	Price	Type	Ord. no.	Price
Cable fastening rails							
For the assembly in the cabinet, for TwinLine-L and TwinLine-W							
Panel width 1 = 250 mm	1	TZ311	2CPX010469R9999		TZ311A	2CPX010808R9999	
Panel width 2 = 500 mm	1	TZ312	2CPX010470R9999		TZ312A	2CPX010809R9999	
Panel width 3 = 750 mm	1	TZ313	2CPX010471R9999		TZ313A	2CPX010810R9999	
Panel width 4 = 1000 mm	1	TZ314	2CPX010472R9999		TZ314A	2CPX010811R9999	
Panel width 5 = 1250 mm	1	TZ315	2CPX010785R9999		TZ315A	2CPX010812R9999	
Panel width 6 = 1500 mm	1	TZ316	2CPX010786R9999		TZ316A	2CPX010813R9999	

Centre support rails							
For fastening in the floor-standing cabinet two additional mounting frame holders TZ605 and two mounting rails (depending on the cabinet depth TZ601, TZ602 or TZ603) required for fastening							
Panel width 1 = 250 mm	1	TZ411	2CPX010479R9999		TZ411A	2CPX010802R9999	
Panel width 2 = 500 mm	1	TZ412	2CPX010480R9999		TZ412A	2CPX010803R9999	
Panel width 3 = 750 mm	1	TZ413	2CPX010481R9999		TZ413A	2CPX010804R9999	
Panel width 4 = 1000 mm	1	TZ414	2CPX010482R9999		TZ414A	2CPX010805R9999	
Panel width 5 = 1250 mm	1	TZ415	2CPX010483R9999		TZ415A	2CPX010806R9999	
Panel width 6 = 1500 mm	1	TZ416	2CPX010484R9999		TZ416A	2CPX010807R9999	

* Only in combination with factory-assembled meter and distribution board panels, combination sets or CombiLine modules

> For mounting parts, see page 5/38

Article	Pieces	Type	Ord. no.	Price
External mounting brackets*	4	ZW125P4	2CPX062461R9999	
For mounting cabinets on the wall				

Transport lugs	4	TZ615P4	2CPX010510R9999	
-----------------------	---	---------	-----------------	--

Protective frame IP55 to combine cabinets in series				
Required for double insulated cabinets	1	TZ609	2CPX010504R9999	
Required for earthed cabinets	1	TZ626	2CPX010778R9999	

Connection set IP55 for cabinet to cabinet connections	1	TZ608	2CPX010503R9999	
For connecting wall-mounting cabinets side by side or stacked, order one TZ608				
Order two TZ608 for floor-standing cabinets				

Door hinge: 180 degree*	1	TZ607	2CPX010502R9999	
--------------------------------	---	-------	-----------------	--

*Included in the scope of delivery

TwinLine wall-mounting and floor-standing cabinets IP55

General accessories



ZL8



TZ617P10



TZ628P10



ZA6



ZA5



ZA123



ZA18



ZA116

Article	Pieces	Type	Ord. no.	Price
Door earthing set 10 mm ²	1	ZL8	2CPX038001R9999	
Locking plug*	10	TZ617P10	2CPX010512R9999	
Locking plug* For door hinge knockouts	10	TZ628P10		
Document holder DIN A4 Self-adhesive with transparent sleeve	1	ZA6	2CPX038227R9999	
	10	ZA6P10	2CPX062380R9999	
Self-adhesive with transparent sleeve and reinforced back	10	ZA61P10	2CPX062375R9999	
Document holder DIN A4 Self-adhesive	1	ZA13	2CPX038233R9999	
	10	ZA13P10	2CPX062381R9999	
Document holder DIN A5 Self-adhesive	1	ZA5	2CPX038228R9999	
	10	ZA5P10	2CPX062382R9999	
Document holder support plate For document holder ZA13, to screw on to the door strengthening profiles	1	ZA123	2CPX038471R9999	
For document holder ZA5, to screw on to the door strengthening profiles	1	ZA125	2CPX038472R9999	
Spray paint can Colour RAL 7005, 150 ml	1	ZA18	2CPX038237R9999	
Colour RAL 7035, 150 ml	1	ZA16	2CPX038235R9999	
Touch-up applicator Colour RAL 7035, 12 ml	1	ZA116	2CPX039042R9999	

*Included in the scope of delivery

TwinLine wall-mounting and floor-standing cabinets IP55

Accessories Meter applications



TZ614



TZ610



TZ616



TZ618



TZ620



TZ622



TZ623

Article	Pieces	Unmounted			Installed to the cabinet*		
		Type	Ord. no.	Price	Type	Ord. no.	Price
Cover rail*¹							
For the installation of meter panels to cover the fastening points of the centre support rail in the double insulated floor-standing cabinet							
For TwinLine-G	1	TZ612	2CPX010507R9999		TZ612A	2CPX010796R9999	
For TwinLine-L	1	TZ613	2CPX010508R9999		TZ613A	2CPX010797R9999	
For TwinLine-W	1	TZ614	2CPX010509R9999		TZ614A	2CPX010798R9999	
Internal cladding*¹	1	TZ610	2CPX010505R9999		TZ610A	2CPX010795R9999	
For meter panels, depth = 225 - 350 mm Additional profile for meter panels with 150 mm cable connection area on top, in the double insulated cabinet							
Mounting set	1	TZ616	2CPX010511R9999		TZ616A	2CPX010799R9999	
For the installation of meter panels, in floor standing cabinets, order one additional TZ616 per panel width (250 mm)							
Touch guard for earthed cabinets							
For single meter panels	1	TZ618	2CPX010673R9999		TZ618A	2CPX010800R9999	
For double meter panels	1	TZ619	2CPX010674R9999		TZ619A	2CPX010801R9999	
Cabinet to cabinet connector							
5-pole, for Cu 12 x 5 mm	1	TZ620	2CPX010793R9999		-	-	
5-pole, for Cu 2 x 12 x 5 mm	1	TZ621	2CPX010794R9999		-	-	
Gland box made of sheet steel: IP55. RAL7035	1	TZ622	2CPX010448R9999		-	-	
For TwinLine meter cabinet, bottom connection For cables of not more than 120 mm ² For spreading the feeder cables With cable fastening rail H x W x D: 500 x 300 x 225 mm							
Gland box made of sheet steel: IP55. RAL7035	1	TZ623	2CPX010449R9999		-	-	
For TwinLine meter cabinets, lateral connection For cables of not more than 120 mm ² For spreading the feeder cables With cable fastening rail H x W x D: 500 x 300 x 225 mm Busbar system Cu 12 x 5 mm, 5 pole with 1 connector to the busbar system of the meter panel							

> For more information on incoming enclosures, see section Meter cabinets

* Only in combination with factory-assembled meter and distribution board panels, combination sets or CombiLine modules

TwinLine wall-mounting and floor-standing cabinets IP55

Sheet steel doors with 180 degree door hinge



TZB306

4

Height GU	OH	Width PW	Remark	Type	Ord. no.	Price
4	0	1		TZB104	2CPX010528R9999	
		2		TZB204	2CPX010535R9999	
		3		TZB304	2CPX010542R9999	
		4*	Door left	TZB204L	2CPX010549R9999	
			Door right	TZB204R	2CPX010550R9999	
		5*	Door left	TZB304L	2CPX010563R9999	
			Door right	TZB204R	2CPX010550R9999	
5	1	1		TZB105	2CPX010529R9999	
		2		TZB205	2CPX010536R9999	
		3		TZB305	2CPX010543R9999	
		4*	Door left	TZB205L	2CPX010551R9999	
			Door right	TZB205R	2CPX010552R9999	
		5*	Door left	TZB305L	2CPX010564R9999	
			Door right	TZB205R	2CPX010552R9999	
6	2	1		TZB106	2CPX010530R9999	
		2		TZB206	2CPX010537R9999	
		3		TZB306	2CPX010544R9999	
		4*	Door left	TZB206L	2CPX010553R9999	
			Door right	TZB206R	2CPX010554R9999	
		5*	Door left	TZB306L	2CPX010565R9999	
			Door right	TZB206R	2CPX010554R9999	
7	3	1		TZB107	2CPX010531R9999	
		2		TZB207	2CPX010538R9999	
		3		TZB307	2CPX010545R9999	
		4*	Door left	TZB207L	2CPX010555R9999	
			Door right	TZB207R	2CPX010556R9999	
		5*	Door left	TZB307L	2CPX010566R9999	
			Door right	TZB207R	2CPX010556R9999	
8	4	1		TZB108	2CPX010532R9999	
		2		TZB208	2CPX010539R9999	
		3		TZB308	2CPX010546R9999	
		4*	Door left	TZB208L	2CPX010557R9999	
			Door right	TZB208R	2CPX010558R9999	
		5*	Door left	TZB308L	2CPX010567R9999	
			Door right	TZB208R	2CPX010558R9999	
9	5	1		TZB109	2CPX010533R9999	
		2		TZB209	2CPX010540R9999	
		3		TZB309	2CPX010547R9999	
		4*	Door left	TZB209L	2CPX010559R9999	
			Door right	TZB209R	2CPX010560R9999	
		5*	Door left	TZB309L	2CPX010568R9999	
			Door right	TZB209R	2CPX010560R9999	
12	8	1		TZB112	2CPX010534R9999	
		2		TZB212	2CPX010541R9999	
		3		TZB312	2CPX010548R9999	
		4*	Door left	TZB212L	2CPX010561R9999	
			Door right	TZB212R	2CPX010562R9999	
		5*	Door left	TZB312L	2CPX010569R9999	
			Door right	TZB212R	2CPX010562R9999	
		6*	Door left	TZB312L	2CPX010569R9999	
			Door right	TZB312R	2CPX010570R9999	

*4 or more panels wide: double-wing doors

TwinLine Wall-mounting and floor-standing cabinets IP55

Transparent doors with 180 degree door hinge



TZT206

Height		Width	Remark	Type	Ord. no.	Price
GU	OH	PW				
4	0	2		TZT204	2CPX010860R9999	
		3		TZT304	2CPX010867R9999	
		4*	Door left	TZT204L	2CPX010874R9999	
			Door right	TZT204R	2CPX010875R9999	
		5*	Door left	TZT304L	2CPX010888R9999	
			Door right	TZT204R	2CPX010875R9999	
5	1	2		TZT205	2CPX010861R9999	
		3		TZT305	2CPX010868R9999	
		4*	Door left	TZT205L	2CPX010876R9999	
			Door right	TZT205R	2CPX010877R9999	
		5*	Door left	TZT305L	2CPX010889R9999	
			Door right	TZT205R	2CPX010877R9999	
6	2	2		TZT206	2CPX010862R9999	
		3		TZT306	2CPX010869R9999	
		4*	Door left	TZT206L	2CPX010878R9999	
			Door right	TZT206R	2CPX010879R9999	
		5*	Door left	TZT306L	2CPX010890R9999	
			Door right	TZT206R	2CPX010879R9999	
7	3	2		TZT207	2CPX010863R9999	
		3		TZT307	2CPX010870R9999	
		4*	Door left	TZT207L	2CPX010880R9999	
			Door right	TZT207R	2CPX010881R9999	
		5*	Door left	TZT307L	2CPX010891R9999	
			Door right	TZT207R	2CPX010881R9999	
8	4	2		TZT208	2CPX010864R9999	
		3		TZT308	2CPX010871R9999	
		4*	Door left	TZT208L	2CPX010882R9999	
			Door right	TZT208R	2CPX010883R9999	
		5*	Door left	TZT308L	2CPX010892R9999	
			Door right	TZT208R	2CPX010883R9999	
9	5	2		TZT209	2CPX010865R9999	
		3		TZT309	2CPX010872R9999	
		4*	Door left	TZT209L	2CPX010884R9999	
			Door right	TZT209R	2CPX010885R9999	
		5*	Door left	TZT309L	2CPX010893R9999	
			Door right	TZT209R	2CPX010885R9999	
12	8	2		TZT212	2CPX010866R9999	
		3		TZT312	2CPX010873R9999	
		4*	Door left	TZT212L	2CPX010886R9999	
			Door right	TZT212R	2CPX010887R9999	
		5*	Door left	TZT312L	2CPX010894R9999	
			Door right	TZT212R	2CPX010887R9999	
		6*	Door left	TZT312L	2CPX010894R9999	
			Door right	TZT312R	2CPX010895R9999	

*4 or more panels wide: double-wing doors

TwinLine wall-mounting and floor-standing cabinets IP55

Touch guard

4



TZP306

Height		Width	Touch guard Unmounted			Touch guard Installed to the cabinet*		
GU	OH		Type	Ord. no.	Price	Type	Ord. no.	Price
4	0	1	TZP104	2CPX010625R9999		TZP104A	2CPX010708R9999	
		2	TZP204	2CPX010632R9999		TZP204A	2CPX010715R9999	
		3	TZP304	2CPX010639R9999		TZP304A	2CPX010722R9999	
		4	TZP404	2CPX010646R9999		TZP404A	2CPX010729R9999	
		5	TZP504	2CPX010653R9999		TZP504A	2CPX010736R9999	
5	1	1	TZP105	2CPX010626R9999		TZP105A	2CPX010709R9999	
		2	TZP205	2CPX010633R9999		TZP205A	2CPX010716R9999	
		3	TZP305	2CPX010640R9999		TZP305A	2CPX010723R9999	
		4	TZP405	2CPX010647R9999		TZP405A	2CPX010730R9999	
		5	TZP505	2CPX010654R9999		TZP505A	2CPX010737R9999	
6	2	1	TZP106	2CPX010627R9999		TZP106A	2CPX010710R9999	
		2	TZP206	2CPX010634R9999		TZP206A	2CPX010717R9999	
		3	TZP306	2CPX010641R9999		TZP306A	2CPX010724R9999	
		4	TZP406	2CPX010648R9999		TZP406A	2CPX010731R9999	
		5	TZP506	2CPX010655R9999		TZP506A	2CPX010738R9999	
7	3	1	TZP107	2CPX010628R9999		TZP107A	2CPX010711R9999	
		2	TZP207	2CPX010635R9999		TZP207A	2CPX010718R9999	
		3	TZP307	2CPX010642R9999		TZP307A	2CPX010725R9999	
		4	TZP407	2CPX010649R9999		TZP407A	2CPX010732R9999	
		5	TZP507	2CPX010656R9999		TZP507A	2CPX010739R9999	
8	4	1	TZP108	2CPX010629R9999		TZP108A	2CPX010712R9999	
		2	TZP208	2CPX010636R9999		TZP208A	2CPX010719R9999	
		3	TZP308	2CPX010643R9999		TZP308A	2CPX010726R9999	
		4	TZP408	2CPX010650R9999		TZP408A	2CPX010733R9999	
		5	TZP508	2CPX010657R9999		TZP508A	2CPX010740R9999	
9	5	1	TZP109	2CPX010630R9999		TZP109A	2CPX010713R9999	
		2	TZP209	2CPX010637R9999		TZP209A	2CPX010720R9999	
		3	TZP309	2CPX010644R9999		TZP309A	2CPX010727R9999	
		4	TZP409	2CPX010651R9999		TZP409A	2CPX010734R9999	
		5	TZP509	2CPX010658R9999		TZP509A	2CPX010741R9999	
12	8	1	TZP112	2CPX010631R9999		TZP112A	2CPX010714R9999	
		2	TZP212	2CPX010638R9999		TZP212A	2CPX010721R9999	
		3	TZP312	2CPX010645R9999		TZP312A	2CPX010728R9999	
		4	TZP412	2CPX010652R9999		TZP412A	2CPX010735R9999	
		5	TZP512	2CPX010659R9999		TZP512A	2CPX010742R9999	
		6	TZP612	2CPX010660R9999		TZP612A	2CPX010743R9999	

* Only in combination with factory-assembled meter and distribution board panels, combination sets or CombiLine modules
 > The touch guard in the double insulated cabinet is included in the scope of delivery

TwinLine wall-mounting and floor-standing cabinets IP55

Mounting plates, sheet steel, 2 mm, galvanised



Height		Width	Mounting plate unmounted			Mounting plate installed to the cabinet*1		
GU	OH	PW	Type	Ord. no.	Price	Type	Ord. no.	Price
4	0	1	TZM104	2CPX010591R9999		TZM104A	2CPX010744R9999	
		2	TZM204	2CPX010598R9999		TZM204A	2CPX010750R9999	
		3	TZM304	2CPX010605R9999		TZM304A	2CPX010756R9999	
		4	TZM404	2CPX010612R9999		TZM404A	2CPX010762R9999	
		5	TZM504	2CPX010619R9999		TZM504A	2CPX010768R9999	
5	1	1	TZM105	2CPX010592R9999		TZM105A	2CPX010745R9999	
		2	TZM205	2CPX010599R9999		TZM205A	2CPX010751R9999	
		3	TZM305	2CPX010606R9999		TZM305A	2CPX010757R9999	
		4	TZM405	2CPX010613R9999		TZM405A	2CPX010763R9999	
		5	TZM505	2CPX010620R9999		TZM505A	2CPX010769R9999	
6	2	1	TZM106	2CPX010593R9999		TZM106A	2CPX010746R9999	
		2	TZM206	2CPX010600R9999		TZM206A	2CPX010752R9999	
		3	TZM306	2CPX010607R9999		TZM306A	2CPX010758R9999	
		4	TZM406	2CPX010614R9999		TZM406A	2CPX010764R9999	
		5	TZM506	2CPX010621R9999		TZM506A	2CPX010770R9999	
7	3	1	TZM107	2CPX010594R9999		TZM107A	2CPX010747R9999	
		2	TZM207	2CPX010601R9999		TZM207A	2CPX010753R9999	
		3	TZM307	2CPX010608R9999		TZM307A	2CPX010759R9999	
		4	TZM407	2CPX010615R9999		TZM407A	2CPX010765R9999	
		5	TZM507	2CPX010622R9999		TZM507A	2CPX010771R9999	
8	4	1	TZM108	2CPX010595R9999		TZM108A	2CPX010748R9999	
		2	TZM208	2CPX010602R9999		TZM208A	2CPX010754R9999	
		3	TZM308	2CPX010609R9999		TZM308A	2CPX010760R9999	
		4	TZM408	2CPX010616R9999		TZM408A	2CPX010766R9999	
		5	TZM508	2CPX010623R9999		TZM508A	2CPX010772R9999	
9	5	1	TZM109	2CPX010596R9999		TZM109A	2CPX010749R9999	
		2	TZM209	2CPX010603R9999		TZM209A	2CPX010755R9999	
		3	TZM309	2CPX010610R9999		TZM309A	2CPX010761R9999	
		4	TZM409	2CPX010617R9999		TZM409A	2CPX010767R9999	
		5	TZM509	2CPX010624R9999		TZM509A	2CPX010773R9999	
12	8	1	RM18	2CPX045909R9999		RM18A	2CPX010774R9999	
		2	RM28	2CPX045910R9999		RM28A	2CPX010775R9999	
		3	RM38	2CPX045911R9999		RM38A	2CPX010776R9999	
		4	RM48	2CPX045912R9999		RM48A	2CPX010777R9999	
		5*	RM28	2CPX045910R9999		RM28A	2CPX010775R9999	
			RM38	2CPX045911R9999		RM38A	2CPX010776R9999	
		6*	RM38	2CPX045911R9999		RM38A	2CPX010776R9999	
			RM38	2CPX045911R9999		RM38A	2CPX010776R9999	

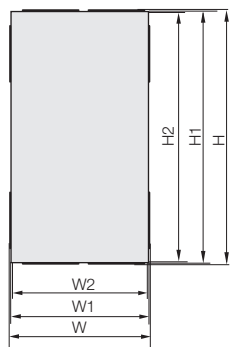
*In floor-standing cabinets from 5-panel width two separate mounting plates

*1 Factory assembled mounting plate only in combination with empty cabinet

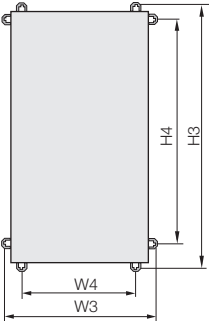
TwinLine wall-mounting and floor-standing cabinets IP55

Dimensions TwinLine-G, cabinet depth 225 mm $\frac{1}{2}$ \square

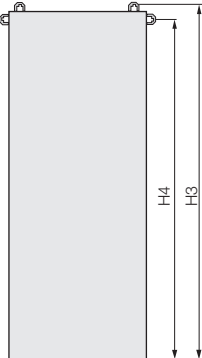
Front view
Wall-mounting and
floor-standing cabinet
External/internal dimensions



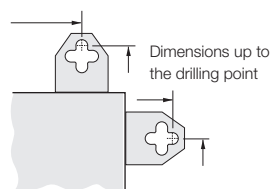
Front view
Wall-mounting cabinet
Wall fastening dimensions



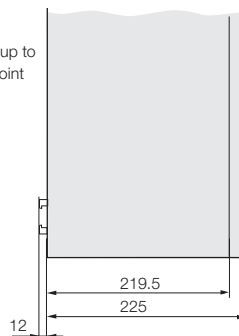
Front view
Floor-standing cabinet
Wall fastening dimensions



Front view
External fastening
Detail



Side view
With/without door



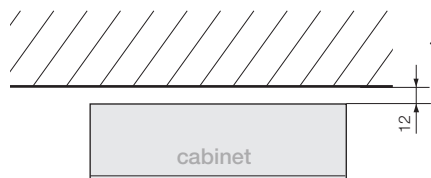
Height		Width		External dimensions in mm		Internal dimensions in mm		External dimensions with flange knockout in mm		Wall fastening dimensions in mm			
GU	OH	PW	Type	H1	W1	H2	W2	H	W	H3	W3	H4	W4
TwinLine-G wall-mounting cabinets $\frac{1}{2}$ \square													
4	0	1	TG104	650	300	602	252	654	304	693.5	328	542	192
		2	TG204	650	550	602	502	654	554	693.5	578	542	442
		3	TG304	650	800	602	752	654	804	693.5	828	542	692
		4	TG404	650	1050	602	1002	654	1054	693.5	1078	542	942
		5	TG504	650	1300	602	1252	654	1304	693.5	1328	542	1192
5	1	1	TG105	800	300	752	252	804	304	843.5	328	692	192
		2	TG205	800	550	752	502	804	554	843.5	578	692	442
		3	TG305	800	800	752	752	804	804	843.5	828	692	692
		4	TG405	800	1050	752	1002	804	1054	843.5	1078	692	942
		5	TG505	800	1300	752	1252	804	1304	843.5	1328	692	1192
6	2	1	TG106	950	300	902	252	954	304	993.5	328	842	192
		2	TG206	950	550	902	502	954	554	993.5	578	842	442
		3	TG306	950	800	902	752	954	804	993.5	828	842	692
		4	TG406	950	1050	902	1002	954	1054	993.5	1078	842	942
		5	TG506	950	1300	902	1252	954	1304	993.5	1328	842	1192
7	3	1	TG107	1100	300	1052	252	1104	304	1143.5	328	992	192
		2	TG207	1100	550	1052	502	1104	554	1143.5	578	992	442
		3	TG307	1100	800	1052	752	1104	804	1143.5	828	992	692
		4	TG407	1100	1050	1052	1002	1104	1054	1143.5	1078	992	942
		5	TG507	1100	1300	1052	1252	1104	1304	1143.5	1328	992	1192
8	4	1	TG108	1250	300	1202	252	1254	304	1293.5	328	1142	192
		2	TG208	1250	550	1202	502	1254	554	1293.5	578	1142	442
		3	TG308	1250	800	1202	752	1254	804	1293.5	828	1142	692
		4	TG408	1250	1050	1202	1002	1254	1054	1293.5	1078	1142	942
		5	TG508	1250	1300	1202	1252	1254	1304	1293.5	1328	1142	1192
9	5	1	TG109	1400	300	1352	252	1404	304	1443.5	328	1292	192
		2	TG209	1400	550	1352	502	1404	554	1443.5	578	1292	442
		3	TG309	1400	800	1352	752	1404	804	1443.5	828	1292	692
		4	TG409	1400	1050	1352	1002	1404	1054	1443.5	1078	1292	942
		5	TG509	1400	1300	1352	1252	1404	1304	1443.5	1328	1292	1192
TwinLine-G floor-standing cabinets $\frac{1}{2}$ \square													
12	8	1	TG112	1850	300	1802	252	1854	304	1872	328	1796	192
		2	TG212	1850	550	1802	502	1854	554	1872	578	1796	442
		3	TG312	1850	800	1802	752	1854	804	1872	828	1796	692
		4	TG412	1850	1050	1802	1002	1854	1054	1872	1078	1796	942
		5	TG512	1850	1300	1802	1252	1854	1304	1872	1328	1796	1192

> Dimensions in mm

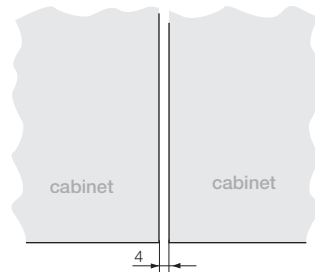
TwinLine wall-mounting and floor-standing cabinets IP55

Weights, power loss TwinLine-G, cabinet depth 225 mm, \perp \square

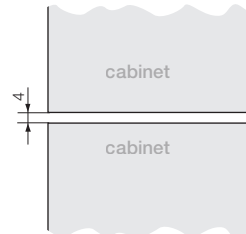
Type of installation
Cabinet to the wall



Type of installation
Cabinet combination
in series



Type of installation
Cabinet combination
on top of each other



Height		Width	Type	$\triangle t_{1,0}$ $\frac{\perp}{\square}$ Power loss in Watt* 20K	$\frac{\perp}{\square}$ Cabinet weight in kg		\square Cabinet weight in kg		max. installation weight in kg
GU	OH	PW			With door	Without door	With door	Without door	
TwinLine-G wall-mounting cabinets $\frac{\perp}{\square}$									
4	0	1	TG104	35.80	11.40	7.43	12.89	8.92	15.00
		2	TG204	57.00	16.17	9.95	17.80	11.59	30.00
		3	TG304	61.00	21.02	12.47	22.80	14.25	45.00
		4	TG404	82.30	28.03	15.54	29.95	17.46	60.00
		5	TG504	107.80	32.86	18.07	34.92	20.13	75.00
5	1	1	TG105	42.30	13.17	8.40	14.86	10.10	20.50
		2	TG205	66.10	18.72	11.22	20.60	13.11	41.00
		3	TG305	71.00	24.29	14.03	26.37	16.11	61.50
		4	TG405	99.00	32.45	17.40	34.71	19.67	82.50
		5	TG505	131.20	38.03	20.22	40.49	22.68	103.00
6	2	1	TG106	48.80	14.89	9.37	16.78	11.26	26.00
		2	TG206	52.60	21.23	12.43	23.36	14.61	52.50
		3	TG306	80.90	27.55	15.59	29.92	17.37	78.50
		4	TG406	115.10	36.84	19.25	39.46	21.86	105.00
		5	TG506	153.70	43.18	22.36	46.03	25.09	131.00
7	3	1	TG107	55.40	17.14	10.72	19.23	12.81	31.50
		2	TG207	61.40	24.36	14.25	26.74	16.64	63.50
		3	TG307	93.50	31.56	17.79	34.23	20.46	95.50
		4	TG407	133.70	42.23	21.87	45.19	24.83	127.50
		5	TG507	174.30	49.44	25.41	52.69	28.66	159.00
8	4	1	TG108	61.80	18.90	11.68	21.20	13.98	37.50
		2	TG208	69.30	26.87	15.51	29.50	18.15	75.00
		3	TG308	102.90	34.82	19.34	37.80	22.31	112.50
		4	TG408	150.30	46.64	23.72	50.01	27.10	150.00
		5	TG508	193.30	54.59	27.55	58.31	31.27	187.50
9	5	1	TG109	68.20	20.66	12.65	23.15	15.14	43.00
		2	TG209	79.10	29.38	16.77	32.23	19.65	86.00
		3	TG309	119.30	38.08	20.89	41.35	24.16	129.00
		4	TG409	157.50	51.04	25.57	54.77	29.31	172.50
		5	TG509	208.80	59.74	29.69	63.87	33.82	215.50
TwinLine-G floor-standing cabinets $\frac{\perp}{\square}$									
12	8	1	TG112	64.00	26.17	15.78	28.89	18.50	60.00
		2	TG212	113.00	40.22	23.81	43.73	27.31	120.00
		3	TG312	162.60	51.87	29.54	56.17	33.84	180.00
		4	TG412	202.10	69.40	36.27	74.59	41.46	240.00
		5	TG512	230.80	80.19	41.11	86.17	47.09	300.00

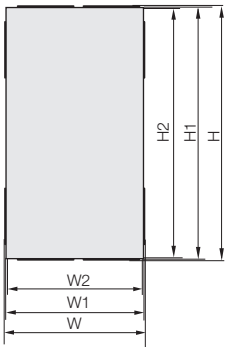
* General remarks on the determination of the power loss: Values according to DIN EN 61439-1 section 10.10.4.2.2; ambient temperature 35°C, internal temperature 55°C, the allowed device temperature must not be exceeded, levelling of the place of installation ≤ 2000 m altitude; internal form of separation = 1; side walls not covered

TwinLine wall-mounting and floor-standing cabinets IP55

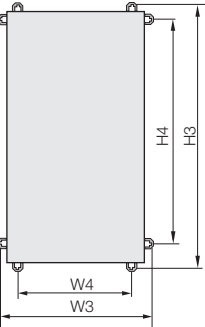
Dimensions TwinLine-L, cabinet depth 275 mm $\frac{1}{2}$ \square

4

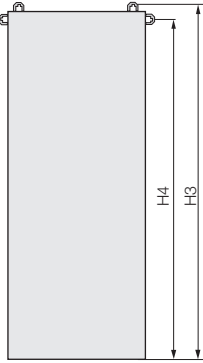
Front view
Wall-mounting and
floor-standing cabinet
External/internal dimensions



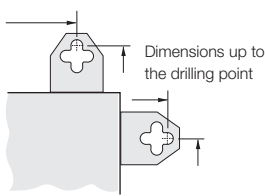
Front view
Wall-mounting cabinet
Wall fastening dimensions



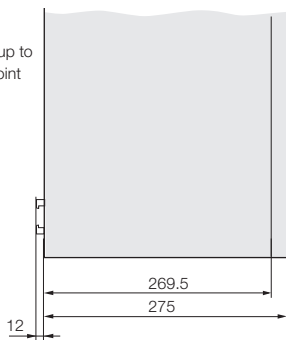
Front view
Floor-standing cabinet
Wall fastening dimensions





Front view
External fastening
Detail



Side view
With/without door



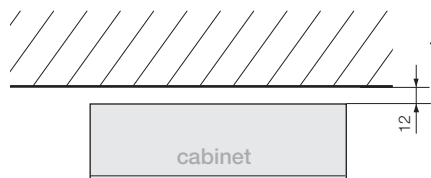
Height		Width		External dimensions in mm		Internal dimensions in mm		External dimensions with flange knockout in mm		Wall fastening dimensions in mm			
GU	OH	PW	Type	H1	W1	H2	W2	H	W	H3	W3	H4	W4
TwinLine-L wall-mounting cabinets $\frac{1}{2}$ 													
4	0	1	TL104	650	300	602	252	654	304	693.5	328	542	192
		2	TL204	650	550	602	502	654	554	693.5	578	542	442
		3	TL304	650	800	602	752	654	804	693.5	828	542	692
		4	TL404	650	1050	602	1002	654	1054	693.5	1078	542	942
		5	TL504	650	1300	602	1252	654	1304	693.5	1328	542	1192
5	1	1	TL105	800	300	752	252	804	304	843.5	328	692	192
		2	TL205	800	550	752	502	804	554	843.5	578	692	442
		3	TL305	800	800	752	752	804	804	843.5	828	692	692
		4	TL405	800	1050	752	1002	804	1054	843.5	1078	692	942
		5	TL505	800	1300	752	1252	804	1304	843.5	1328	692	1192
6	2	1	TL106	950	300	902	252	954	304	993.5	328	842	192
		2	TL206	950	550	902	502	954	554	993.5	578	842	442
		3	TL306	950	800	902	752	954	804	993.5	828	842	692
		4	TL406	950	1050	902	1002	954	1054	993.5	1078	842	942
		5	TL506	950	1300	902	1252	954	1304	993.5	1328	842	1192
7	3	1	TL107	1100	300	1052	252	1104	304	1143.5	328	992	192
		2	TL207	1100	550	1052	502	1104	554	1143.5	578	992	442
		3	TL307	1100	800	1052	752	1104	804	1143.5	828	992	692
		4	TL407	1100	1050	1052	1002	1104	1054	1143.5	1078	992	942
		5	TL507	1100	1300	1052	1252	1104	1304	1143.5	1328	992	1192
8	4	1	TL108	1250	300	1202	252	1254	304	1293.5	328	1142	192
		2	TL208	1250	550	1202	502	1254	554	1293.5	578	1142	442
		3	TL308	1250	800	1202	752	1254	804	1293.5	828	1142	692
		4	TL408	1250	1050	1202	1002	1254	1054	1293.5	1078	1142	942
		5	TL508	1250	1300	1202	1252	1254	1304	1293.5	1328	1142	1192
9	5	1	TL109	1400	300	1352	252	1404	304	1443.5	328	1292	192
		2	TL209	1400	550	1352	502	1404	554	1443.5	578	1292	442
		3	TL309	1400	800	1352	752	1404	804	1443.5	828	1292	692
		4	TL409	1400	1050	1352	1002	1404	1054	1443.5	1078	1292	942
		5	TL509	1400	1300	1352	1252	1404	1304	1443.5	1328	1292	1192
TwinLine-L floor-standing cabinets $\frac{1}{2}$ 													
12	8	1	TL112	1850	300	1802	252	1854	304	1872	328	1796	192
		2	TL212	1850	550	1802	502	1854	554	1872	578	1796	442
		3	TL312	1850	800	1802	752	1854	804	1872	828	1796	692
		4	TL412	1850	1050	1802	1002	1854	1054	1872	1078	1796	942
		5	TL512	1850	1300	1802	1252	1854	1304	1872	1328	1796	1192

> Dimensions in mm

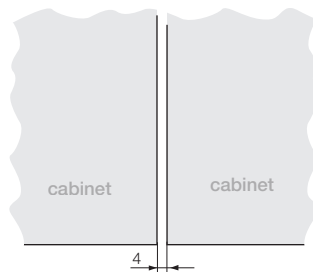
TwinLine wall-mounting and floor-standing cabinets IP55

Weights and power loss TwinLine-L, cabinet depth 275 mm $\frac{\perp}{\square}$

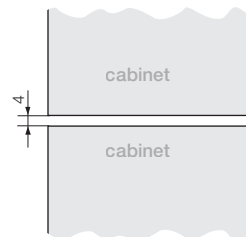
Type of installation
Cabinet to the wall



Type of installation
Cabinet combination
in series



Type of installation
Cabinet combination
on top of each other



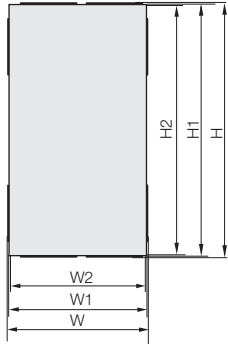
Height		Width	Type	$\frac{\perp}{\square}$ Power loss in Watt* $\Delta t_{1,0}$ 20K	$\frac{\perp}{\square}$ Cabinet weight in kg		\square Cabinet weight in kg		max. installation weight in kg
GU	OH	PW			With door	Without door	With door	Without door	
TwinLine-L wall-mounting cabinets $\frac{\perp}{\square}$									
4	0	1	TL104	38.80	12.25	8.28	13.80	9.83	15.00
		2	TL204	60.80	17.23	10.97	18.94	12.72	30.00
		3	TL304	67.10	22.30	13.75	24.16	15.61	45.00
		4	TL404	89.70	29.54	17.06	31.54	19.08	60.00
		5	TL504	116.80	34.59	19.79	36.76	21.97	75.00
5	1	1	TL105	45.80	14.13	9.37	15.89	11.13	20.50
		2	TL205	70.20	19.90	12.40	21.86	14.36	41.00
		3	TL305	78.00	25.68	15.43	27.86	17.60	61.50
		4	TL405	108.90	34.08	19.03	36.45	21.38	82.50
		5	TL505	145.10	39.87	22.06	42.46	24.64	103.00
6	2	1	TL106	52.80	15.97	10.45	17.94	12.35	26.00
		2	TL206	59.90	22.53	13.78	24.75	16.00	52.50
		3	TL306	89.80	29.06	17.10	31.54	19.58	78.50
		4	TL406	128.10	38.59	21.00	41.32	23.73	105.00
		5	TL506	168.00	45.14	24.32	48.09	27.28	131.00
7	3	1	TL107	59.80	18.34	11.89	20.51	14.09	31.50
		2	TL207	65.20	25.77	15.67	28.25	18.15	63.50
		3	TL307	102.80	33.19	19.41	35.97	22.20	95.50
		4	TL407	145.70	44.10	23.74	47.19	27.14	127.50
		5	TL507	189.20	51.51	27.48	54.91	30.88	159.00
8	4	1	TL108	66.70	20.22	13.00	22.61	15.39	37.50
		2	TL208	74.40	28.40	17.04	31.14	19.78	75.00
		3	TL308	117.80	36.57	21.09	39.66	24.18	112.50
		4	TL408	163.70	48.62	25.70	52.14	29.22	150.00
		5	TL508	207.70	56.79	29.75	60.65	33.61	187.50
9	5	1	TL109	52.20	22.39	14.09	24.69	16.68	43.00
		2	TL209	86.00	31.03	18.42	34.03	21.42	86.00
		3	TL309	126.00	39.95	22.76	43.35	26.16	129.00
		4	TL409	179.10	53.14	27.68	57.02	31.55	172.50
		5	TL509	222.10	62.05	32.01	66.34	36.29	215.50
TwinLine-L floor-standing cabinets $\frac{\perp}{\square}$									
12	8	1	TL112	69.60	27.96	17.57	30.84	20.45	60.00
		2	TL212	120.90	42.23	25.81	45.91	29.49	120.00
		3	TL312	171.90	54.09	31.76	58.58	36.24	180.00
		4	TL412	207.00	71.86	38.72	77.25	44.12	240.00
		5	TL512	250.30	83.46	44.37	89.66	50.57	300.00

* General remarks on the determination of the power loss: Values according to DIN EN 61439-1, section 10.10.4.2.2; ambient temperature 35°C, internal temperature 55°C, the allowed device temperature must not be exceeded, levelling of the place of installation ≤ 2000 m altitude; internal form of separation = 1; side walls not covered

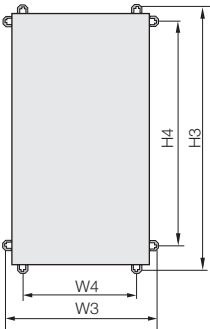
TwinLine wall-mounting and floor-standing cabinets IP55

Dimensions TwinLine-W, cabinet depth 350 mm $\frac{\square}{\square}$

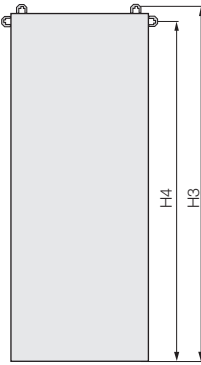
Front view
Wall-mounting and
floor-standing cabinet
External/internal dimensions



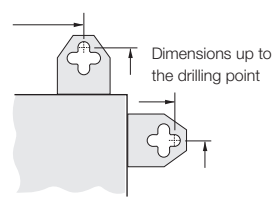
Front view
Wall-mounting cabinet
Wall fastening dimensions



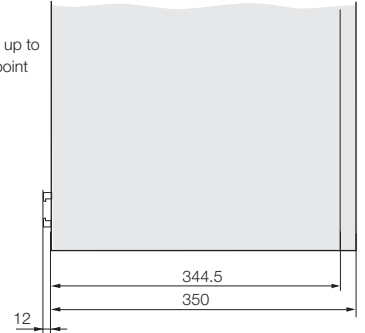
Front view
Floor-standing cabinet
Wall fastening dimensions





Front view
External fastening
Detail



Side view
With/without door



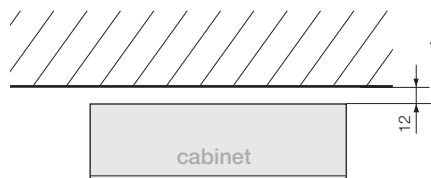
Height		Width		External dimensions in mm		Internal dimensions in mm		External dimensions with flange knockout in mm		Wall fastening dimensions in mm			
GU	OH	PW	Type	H1	W1	H2	W2	H	W	H3	W3	H4	W4
TwinLine-W wall-mounting cabinets 													
4	0	1	TW104	650	300	602	252	654	304	693.5	328	542	192
		2	TW204	650	550	602	502	654	554	693.5	578	542	442
		3	TW304	650	800	602	752	654	804	693.5	828	542	692
		4	TW404	650	1050	602	1002	654	1054	693.5	1078	542	942
		5	TW504	650	1300	602	1252	654	1304	693.5	1328	542	1192
5	1	1	TW105	800	300	752	252	804	304	843.5	328	692	192
		2	TW205	800	550	752	502	804	554	843.5	578	692	442
		3	TW305	800	800	752	752	804	804	843.5	828	692	692
		4	TW405	800	1050	752	1002	804	1054	843.5	1078	692	942
		5	TW505	800	1300	752	1252	804	1304	843.5	1328	692	1192
6	2	1	TW106	950	300	902	252	954	304	993.5	328	842	192
		2	TW206	950	550	902	502	954	554	993.5	578	842	442
		3	TW306	950	800	902	752	954	804	993.5	828	842	692
		4	TW406	950	1050	902	1002	954	1054	993.5	1078	842	942
		5	TW506	950	1300	902	1252	954	1304	993.5	1328	842	1192
7	3	1	TW107	1100	300	1052	252	1104	304	1143.5	328	992	192
		2	TW207	1100	550	1052	502	1104	554	1143.5	578	992	442
		3	TW307	1100	800	1052	752	1104	804	1143.5	828	992	692
		4	TW407	1100	1050	1052	1002	1104	1054	1143.5	1078	992	942
		5	TW507	1100	1300	1052	1252	1104	1304	1143.5	1328	992	1192
8	4	1	TW108	1250	300	1202	252	1254	304	1293.5	328	1142	192
		2	TW208	1250	550	1202	502	1254	554	1293.5	578	1142	442
		3	TW308	1250	800	1202	752	1254	804	1293.5	828	1142	692
		4	TW408	1250	1050	1202	1002	1254	1054	1293.5	1078	1142	942
		5	TW508	1250	1300	1202	1252	1254	1304	1293.5	1328	1142	1192
9	5	1	TW109	1400	300	1352	252	1404	304	1443.5	328	1292	192
		2	TW209	1400	550	1352	502	1404	554	1443.5	578	1292	442
		3	TW309	1400	800	1352	752	1404	804	1443.5	828	1292	692
		4	TW409	1400	1050	1352	1002	1404	1054	1443.5	1078	1292	942
		5	TW509	1400	1300	1352	1252	1404	1304	1443.5	1328	1292	1192
TwinLine-W floor-standing cabinets 													
12	8	1	TW112	1850	300	1802	252	1854	304	1872	328	1796	192
		2	TW212	1850	550	1802	502	1854	554	1872	578	1796	442
		3	TW312	1850	800	1802	752	1854	804	1872	828	1796	692
		4	TW412	1850	1050	1802	1002	1854	1054	1872	1078	1796	942
		5	TW512	1850	1300	1802	1252	1854	1304	1872	1328	1796	1192
		6	TW612	1850	1550	1802	1502	1854	1554	1872	1578	1796	1442

> Dimensions in mm

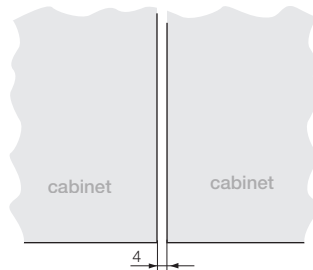
TwinLine wall-mounting and floor-standing cabinets IP55

Weights and power loss TwinLine-W, cabinet depth 350 mm \neq \square

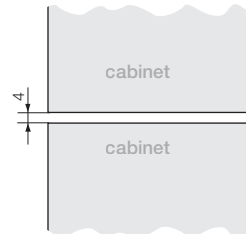
Type of installation
Cabinet to the wall



Type of installation
Cabinet combination
in series



Type of installation
Cabinet combination
on top of each other



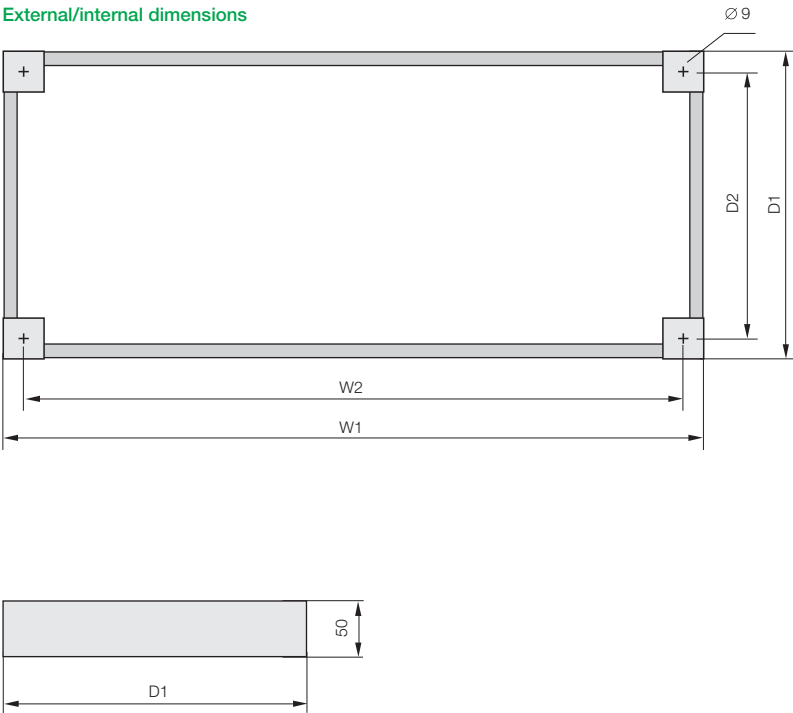
Height		Width	Type	⚡/🔲 Power loss in Watt* Δt _{1,0} 20K	⚖ Cabinet weight in kg		📦 Cabinet weight in kg		max. installation weight in kg
GU	OH	PW			With door	Without door	With door	Without door	
TwinLine-W wall-mounting cabinets ⚡🔲									
4	0	1	TW104	43.00	13.50	9.47	15.13	11.16	15.00
		2	TW204	65.90	18.79	12.58	20.60	14.38	30.00
		3	TW304	75.90	24.17	15.62	26.16	17.61	45.00
		4	TW404	100.10	31.76	19.27	33.92	21.44	60.00
		5	TW504	129.30	37.12	22.32	39.46	24.66	75.00
5	1	1	TW105	50.50	15.56	10.80	17.41	12.65	20.50
		2	TW205	59.80	21.64	14.14	23.72	16.21	41.00
		3	TW305	87.70	27.74	17.48	30.04	19.78	61.50
		4	TW405	121.30	36.47	21.42	39.00	23.95	82.50
		5	TW505	158.90	42.58	24.77	45.33	27.52	103.00
6	2	1	TW106	58.20	17.58	12.06	19.65	14.13	26.00
		2	TW206	68.20	24.44	15.69	26.79	18.04	52.50
		3	TW306	102.80	31.29	19.33	33.91	21.95	78.50
		4	TW406	144.80	41.16	23.57	44.06	26.46	105.00
		5	TW506	185.80	48.02	27.20	51.19	30.07	131.00
7	3	1	TW107	65.80	20.12	13.70	22.41	15.99	31.50
		2	TW207	75.70	27.87	17.76	30.48	20.38	63.50
		3	TW307	116.50	35.59	21.82	38.53	24.76	95.50
		4	TW407	163.60	46.84	26.48	50.11	29.75	127.50
		5	TW507	209.30	54.58	30.55	58.16	34.13	159.00
8	4	1	TW108	52.00	22.18	14.96	24.81	17.48	37.50
		2	TW208	82.70	30.67	19.32	33.56	22.20	75.00
		3	TW308	132.60	39.15	23.67	42.42	26.93	112.50
		4	TW408	180.80	51.55	28.63	55.25	32.33	150.00
		5	TW508	227.50	60.03	32.98	64.10	37.06	187.50
9	5	1	TW109	58.60	24.23	16.22	26.96	18.95	43.00
		2	TW209	93.90	33.48	20.87	36.63	24.03	86.00
		3	TW309	146.40	42.71	25.52	46.29	29.10	129.00
		4	TW409	197.10	56.24	30.77	60.32	34.85	172.50
		5	TW509	238.20	65.47	35.42	69.97	39.93	215.50
TwinLine-W floor-standing cabinets ⚡🔲									
12	8	1	TW112	78.90	30.62	20.24	33.72	23.33	60.00
		2	TW212	131.70	45.10	28.69	49.02	32.60	120.00
		3	TW312	181.50	57.38	35.05	62.12	39.79	180.00
		4	TW412	226.00	75.29	42.15	80.95	47.82	240.00
		5	TW512	269.40	87.20	48.12	93.70	54.61	300.00
		6	TW612	354.50	99.02	53.98	106.34	61.30	360.00

* General remarks on the determination of the power loss: Values according to DIN EN 61439-1, section 10.10.4.2.2; ambient temperature 35°C, internal temperature 55°C, the allowed device temperature must not be exceeded, levelling of the place of installation \leq 2000 m altitude; internal form of separation = 1; side walls not covered

TwinLine wall-mounting and floor-standing cabinets IP55

Dimensions and weights – plinth, height 50 mm

4




Height mm	Depth mm	Width PW	Type	External dimensions Width x depth in mm		Internal dimensions Width x depth in mm		Weight in kg
				W1	D1	W2	D2	
TwinLine-G, plinth 50 mm								
50	225	1	TZG105	300	203.5	270	173.5	1.37
		2	TZG205	550	203.5	520	173.5	1.91
		3	TZG305	800	203.5	770	173.5	3.14
		4	TZG405	1050	203.5	1020	173.5	2.93
		5	TZG505	1300	203.5	1270	173.5	3.44
TwinLine-L, plinth 50 mm								
50	275	1	TZL105	300	253.5	270	223.5	1.49
		2	TZL205	550	253.5	520	223.5	2.03
		3	TZL305	800	253.5	770	223.5	2.54
		4	TZL405	1050	253.5	1020	223.5	3.34
		5	TZL505	1300	253.5	1270	223.5	5.78
TwinLine-W, plinth 50 mm								
50	350	1	TZW105	300	328.5	270	298.5	1.67
		2	TZW205	550	328.5	520	298.5	2.21
		3	TZW305	800	328.5	770	298.5	2.72
		4	TZW405	1050	328.5	1020	298.5	5.03
		5	TZW505	1300	328.5	1270	298.5	5.97
		6	TZW605	1550	328.5	1520	298.5	6.90

> Dimensions in mm

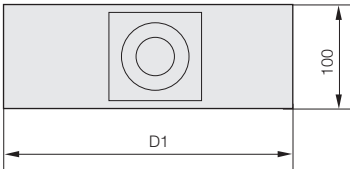
TwinLine wall-mounting and floor-standing cabinets IP55

Dimensions and weights – plinth, height 100 mm

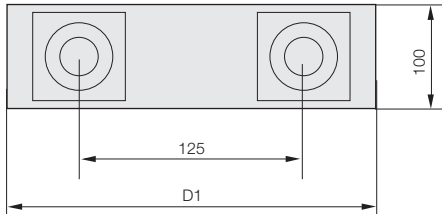
External/internal dimensions



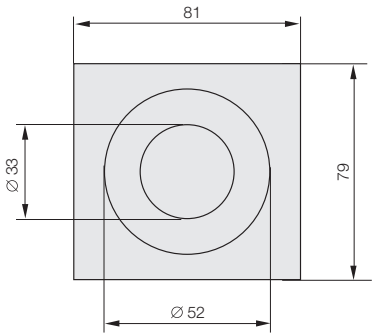
View side knockout
TwinLine-G and -L



View side knockout
TwinLine-W



Detail view for
side knockout



Height mm	Depth mm	Width PW	Type	External dimensions Width x depth in mm		Internal dimensions Width x depth in mm		Weight in kg
				W1	D1	W2	D2	
TwinLine-G, plinth 100 mm								
100	225	1	TZG110	300	203.5	270	173.5	2.22
		2	TZG210	550	203.5	520	173.5	3.06
		3	TZG310	800	203.5	770	173.5	3.87
		4	TZG410	1050	203.5	1020	173.5	4.67
		5	TZG510	1300	204.5	1270	173.5	5.47
TwinLine-L, plinth 100 mm								
100	275	1	TZL110	300	253.5	270	223.5	2.41
		2	TZL210	550	253.5	520	223.5	3.24
		3	TZL310	800	253.5	770	223.5	4.05
		4	TZL410	1050	253.5	1020	223.5	6.71
		5	TZL510	1300	254.5	1270	223.5	7.95
TwinLine-W, plinth 100 mm								
100	350	1	TZW110	300	328.5	270	298.5	2.68
		2	TZW210	550	328.5	520	298.5	3.52
		3	TZW310	800	328.5	770	298.5	4.32
		4	TZW410	1050	328.5	1020	298.5	6.98
		5	TZW510	1300	329.5	1270	298.5	8.22
		6	TZW610	1550	329.5	1520	298.5	9.45

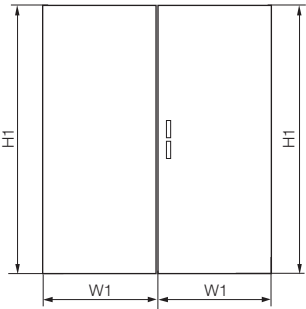
> Dimensions in mm

TwinLine wall-mounting and floor-standing cabinets IP55

Weights and dimensions – doors, height 4 up to 7 GU

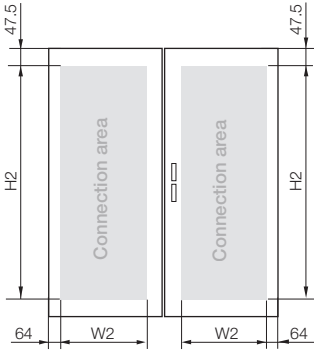
External dimensions

For all cabinets of a width of 4 panels and more
Double-wing doors



Usable connection area

For all cabinets of a width of 4 panels and more
Double-wing doors



Height		Width		Remark	External dimensions Height x width in mm		External dimensions Height x width in mm		Weight in kg
GU	OH	PW			Type	H1	W1	H2	
TwinLine wall-mounting cabinets, doors									
4	0	1	TZB104		643	289	548	123	5.46
		2	TZB204		643	539	548	373	7.75
		3	TZB304		643	789	548	623	10.11
		4*1	TZB204L	Door left	643	526 *2	548	373	7.77
			TZB204R	Door right	643	539	548	373	7.78
		5*1	TZB304L	Door left	643	776 *2	548	623	10.11
			TZB204R	Door right	643	539	548	373	7.78
5	1	1	TZB105		793	289	698	123	6.27
		2	TZB205		793	539	698	373	9.05
		3	TZB305		793	789	698	623	11.85
		4*1	TZB205L	Door left	793	526 *2	698	373	9.10
			TZB205R	Door right	793	539	698	373	9.05
		5*1	TZB305L	Door left	793	776 *2	698	623	11.89
			TZB205R	Door right	793	539	698	373	9.05
6	2	1	TZB106		943	289	848	123	7.03
		2	TZB206		943	539	848	373	10.32
		3	TZB306		943	789	848	623	13.58
		4*1	TZB206L	Door left	943	526 *2	848	373	10.41
			TZB206R	Door right	943	539	848	373	10.32
		5*1	TZB306L	Door left	943	776 *2	848	623	13.68
			TZB206R	Door right	943	539	848	373	10.32
7	3	1	TZB107		1093	289	998	123	7.94
		2	TZB207		1093	539	998	373	11.69
		3	TZB307		1093	789	998	623	15.42
		4*1	TZB207L	Door left	1093	526 *2	998	373	11.85
			TZB207R	Door right	1093	539	998	373	11.69
		5*1	TZB307L	Door left	1093	776 *2	998	623	15.57
			TZB207R	Door right	1093	539	998	373	11.69

*1 *4 or more panels wide: double-wing doors

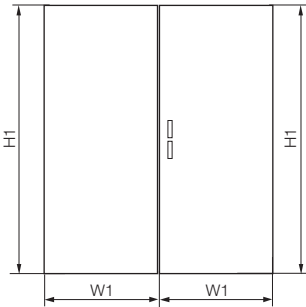
*2 Dimensions incl. central door bar

TwinLine wall-mounting and floor-standing cabinets IP55

Weights and dimensions – doors, height 8 up to 12 GU

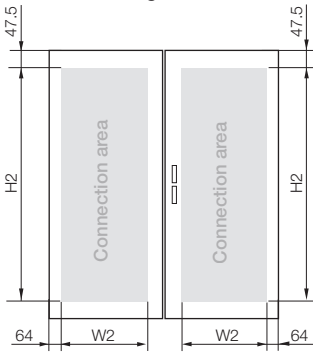
External dimensions

For all cabinets of a width of 4 panels and more
Double-wing doors



Usable connection area

For all cabinets of a width of 4 panels and more
Double-wing doors



Height		Width		Remark	External dimensions Height x width in mm		External dimensions Height x width in mm		Weight in kg
GU	OH	PW	Type		H1	W1	H2	W2	
TwinLine wall-mounting cabinets, doors									
8	4	1	TZB108		1243	289	1148	123	8.75
		2	TZB208		1243	539	1148	373	12.96
		3	TZB308		1243	789	1148	623	17.15
		4*	TZB208L	Door left	1243	526 *2	1148	373	13.17
			TZB208R	Door right	1243	539	1148	373	12.96
		5*	TZB308L	Door left	1243	776 *2	1148	623	17.36
			TZB208R	Door right	1243	539	1148	373	12.96
9	5	1	TZB109		1393	289	1298	123	9.55
		2	TZB209		1393	539	1298	373	14.23
		3	TZB309		1393	789	1298	623	18.88
		4*	TZB209L	Door left	1393	526 *2	1298	373	14.49
			TZB209R	Door right	1393	539	1298	373	14.23
		5*	TZB309L	Door left	1393	776 *2	1298	623	19.14
			TZB209R	Door right	1393	539	1298	373	14.23
TwinLine floor-standing cabinets, doors									
12	8	1	TZB112		1843	289	1748	123	11.96
		2	TZB212		1843	539	1748	373	18.07
		3	TZB312		1843	789	1748	623	24.08
		4*	TZB212L	Door left	1843	526 *2	1748	373	18.45
			TZB212R	Door right	1843	539	1748	373	18.03
		5*	TZB312L	Door left	1843	776 *2	1748	623	24.49
			TZB212R	Door right	1843	539	1748	373	18.03
		6*	TZB312L	Door left	1843	776 *2	1748	623	24.49
			TZB312R	Door right	1843	789	1748	623	24.08

*Double-wing doors for all cabinets of a width of 4 panels and more

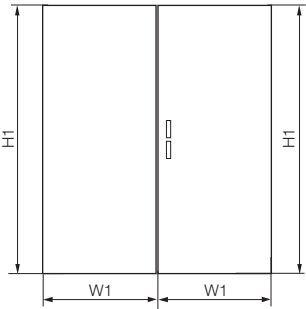
*2 Dimensions incl. central door bar

TwinLine wall-mounting and floor-standing cabinets IP55

Weights and dimensions – Transparent doors, height 4 up to 7 GU

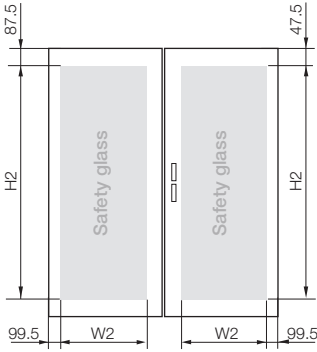
External dimensions

For all cabinets of a width of 4 panels and more
Double-wing doors



Dimensions of viewing area

For all cabinets of a width of 4 panels and more
Double-wing doors



Height		Width			External dimensions Height x width in mm		Viewing area Height x width in mm		Weight
GU	OH	PW	Type	Remark	H1	W1	H2	W2	in kg
TwinLine wall-mounting cabinets, doors									
4	0	2	TZT204		643	539	468	340	6.40
		3	TZT304		643	789	468	590	8.70
		4*1	TZT204L	Door left	643	526 *2	468	340	6.50
			TZT204R	Door right	643	539	468	340	6.50
		5*1	TZT304L	Door left	643	776 *2	468	590	8.40
			TZT204R	Door right	643	539	468	340	6.50
5	1	2	TZT205		793	539	618	340	7.60
		3	TZT305		793	789	618	590	10.20
		4*1	TZT205L	Door left	793	526 *2	618	340	7.40
			TZT205R	Door right	793	539	618	340	7.50
		5*1	TZT305L	Door left	793	776 *2	618	590	9.90
			TZT205R	Door right	793	539	618	340	7.50
6	2	2	TZT206		943	539	768	340	8.70
		3	TZT306		943	789	768	590	11.50
		4*1	TZT206L	Door left	943	526 *2	768	340	8.50
			TZT206R	Door right	943	539	768	340	8.60
		5*1	TZT306L	Door left	943	776 *2	768	590	11.40
			TZT206R	Door right	943	539	768	340	8.60
7	3	2	TZT207		1093	539	918	340	10.00
		3	TZT307		1093	789	918	590	13.00
		4*1	TZT207L	Door left	1093	526 *2	918	340	9.70
			TZT207R	Door right	1093	539	918	340	9.80
		5*1	TZT307L	Door left	1093	776 *2	918	590	13.00
			TZT207R	Door right	1093	539	918	340	9.80

*1 *4 or more panels wide: double-wing doors

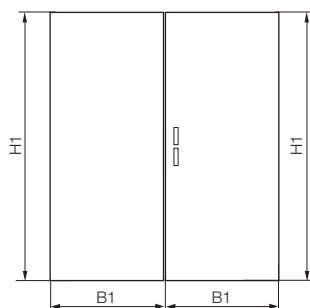
*2 Dimensions incl. central door bar

TwinLine wall-mounting and floor-standing cabinets IP55

Weights and dimensions – Transparent doors, height 8 up to 12 GU

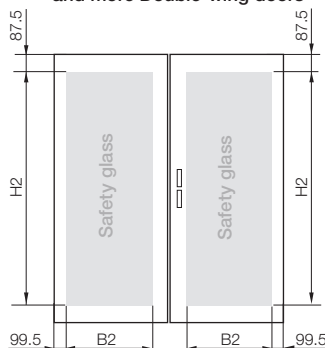
External dimensions

For all cabinets of a width of 4 panels and more Double-wing doors



Dimensions of viewing area

For all cabinets of a width of 4 panels and more Double-wing doors



Height		Width			External dimensions Height x width in mm		Viewing area Height x width in mm		Weight
GU	OH	PW	Type	Remark	H1	W1	H2	W2	in kg
TwinLine wall-mounting cabinets, doors									
8	4	2	TZB208		1243	539	1068	340	11.10
		3	TZB308		1243	789	1068	590	14.60
		4*	TZB208L	Door left	1243	526 *2	1068	340	10.90
			TZB208R	Door right	1243	539	1068	340	11.10
		5*	TZB308L	Door left	1243	776 *2	1068	590	14.60
			TZB208R	Door right	1243	539	1068	340	11.10
9	5	2	TZB209		1393	539	1218	340	12.20
		3	TZB309		1393	789	1218	590	16.10
		4*	TZB209L	Door left	1393	526 *2	1218	340	12.00
			TZB209R	Door right	1393	539	1218	340	11.50
		5*	TZB309L	Door left	1393	776 *2	1218	590	16.00
			TZB209R	Door right	1393	539	1218	340	11.50
TwinLine floor-standing cabinets, doors									
12	8	2	TZB212		1843	539	1668	340	15.60
		3	TZB312		1843	789	1668	590	20.70
		4*	TZB212L	Door left	1843	526 *2	1668	340	15.60
			TZB212R	Door right	1843	539	1668	340	15.40
		5*	TZB312L	Door left	1843	776 *2	1668	590	20.70
			TZB212R	Door right	1843	539	1668	340	15.40
		6*	TZB312L	Door left	1843	776 *2	1668	590	20.70
			TZB312R	Door right	1843	789	1668	590	19.90

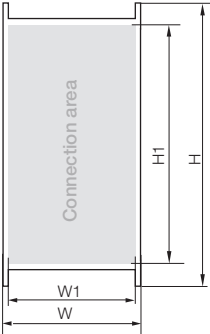
*Double-wing doors for all cabinets of a width of 4 panels and more

*2 Dimensions incl. central door bar

TwinLine wall-mounting and floor-standing cabinets IP55

Weights and dimensions – mounting plates

External dimensions / Usable connection area
Mounting plate



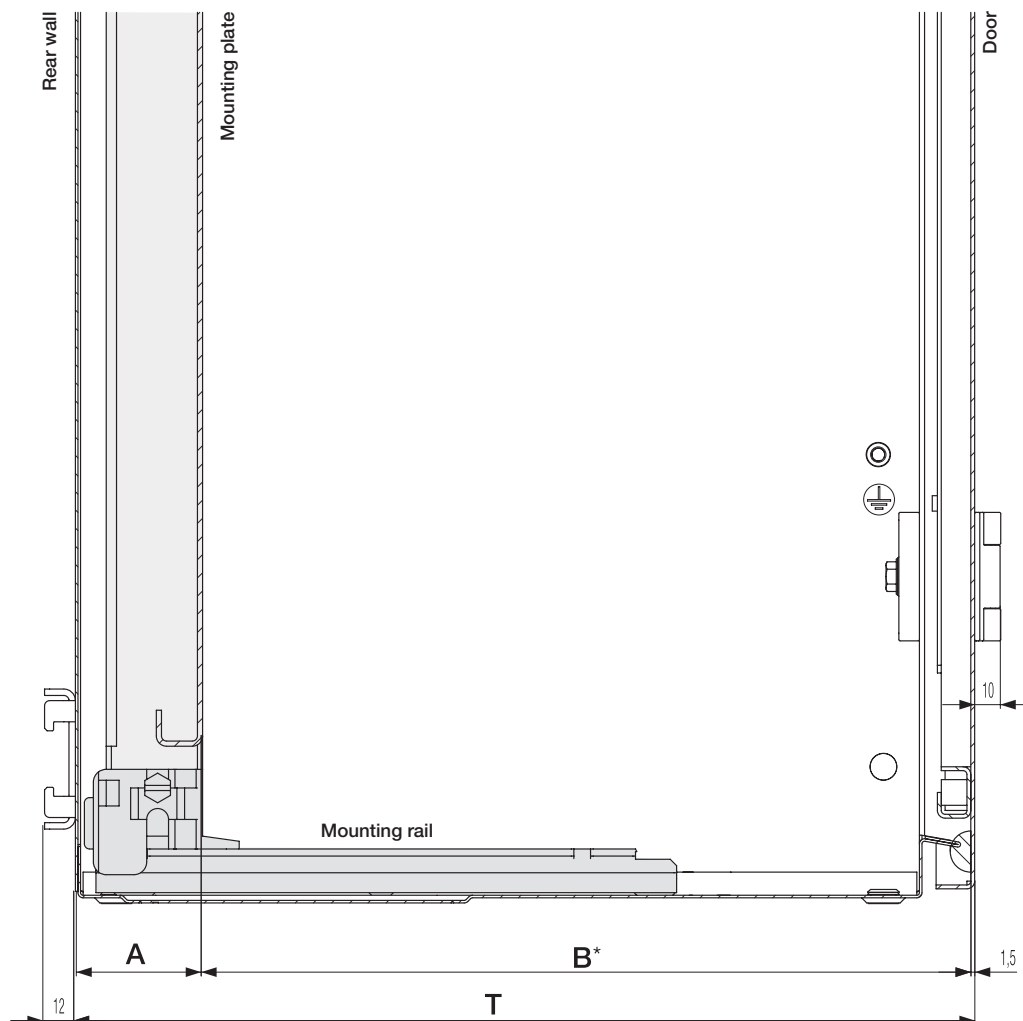
Height		Width		External dimensions in mm		Connection area in mm		Weight
GU	OH	PW		Type	H	W	H1	W1
Mounting plates for TwinLine wall-mounting cabinets \perp								
4	0	1	TZM104	600	246	522	160	3.51
		2	TZM204	600	496	522	410	5.79
		3	TZM304	600	746	522	660	8.07
		4	TZM404	600	996	522	910	10.35
		5	TZM504	600	1246	522	1160	12.62
5	1	1	TZM105	750	246	672	160	4.43
		2	TZM205	750	496	672	410	7.30
		3	TZM305	750	746	672	660	10.17
		4	TZM405	750	996	672	910	13.03
		5	TZM505	750	1246	672	1160	15.90
6	2	1	TZM106	900	246	822	160	5.35
		2	TZM206	900	496	822	410	8.80
		3	TZM306	900	746	822	660	12.26
		4	TZM406	900	996	822	910	15.72
		5	TZM506	900	1246	822	1160	19.20
7	3	1	TZM107	1050	246	972	160	6.26
		2	TZM207	1050	496	972	410	10.31
		3	TZM307	1050	746	972	660	14.36
		4	TZM407	1050	996	972	910	18.40
		5	TZM507	1050	1246	972	1160	22.45
8	4	1	TZM108	1200	246	1122	160	7.18
		2	TZM208	1200	496	1122	410	11.82
		3	TZM308	1200	746	1122	660	16.45
		4	TZM408	1200	996	1122	910	21.09
		5	TZM508	1200	1246	1122	1160	25.72
9	5	1	TZM109	1350	246	1272	160	8.10
		2	TZM209	1350	496	1272	410	13.33
		3	TZM309	1350	746	1272	660	18.55
		4	TZM409	1350	996	1272	910	23.77
		5	TZM509	1350	1246	1272	1160	29.00
Mounting plates for TwinLine floor-standing cabinets \perp								
12	8	1	RM18	1800	246	1722	160	10.80
		2	RM28	1800	496	1722	410	17.80
		3	RM38	1800	746	1722	660	21.00
		4	RM48	1800	996	1722	910	31.80

> Dimensions in mm

TwinLine wall-mounting and floor-standing cabinets IP55

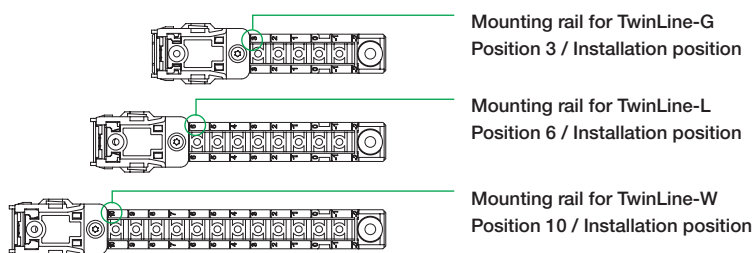
Assembly with mounting plate

4



Mounting rail

Top view



		A in mm for installation position													
Cabinet series	Depth in mm	10	9	8	7	6	5	4	3	2	1	0	-1	-2	
TwinLine G	225	-	-	-	-	-	-	-	52.5	65	77.5	90	102.5	115	
TwinLine L	275	-	-	-	-	50	62.5	75	87.5	100	112.5	125	137.5	150	
TwinLine W	350	48.5	61	73.5	86	98.5	111	123.5	136	148.5	161	173.5	186	198.5	
Cabinet series	Depth in mm	B* in mm for installation position													
TwinLine G	225	-	-	-	-	-	-	-	170	157.5	145	132.5	120	107.5	
TwinLine L	275	-	-	-	-	222.5	210	197.5	185	172.5	160	147.5	135	122.5	
TwinLine w	350	299	286.5	274	261.5	249	236.5	224	211.5	199	186.5	174	161.5	149	

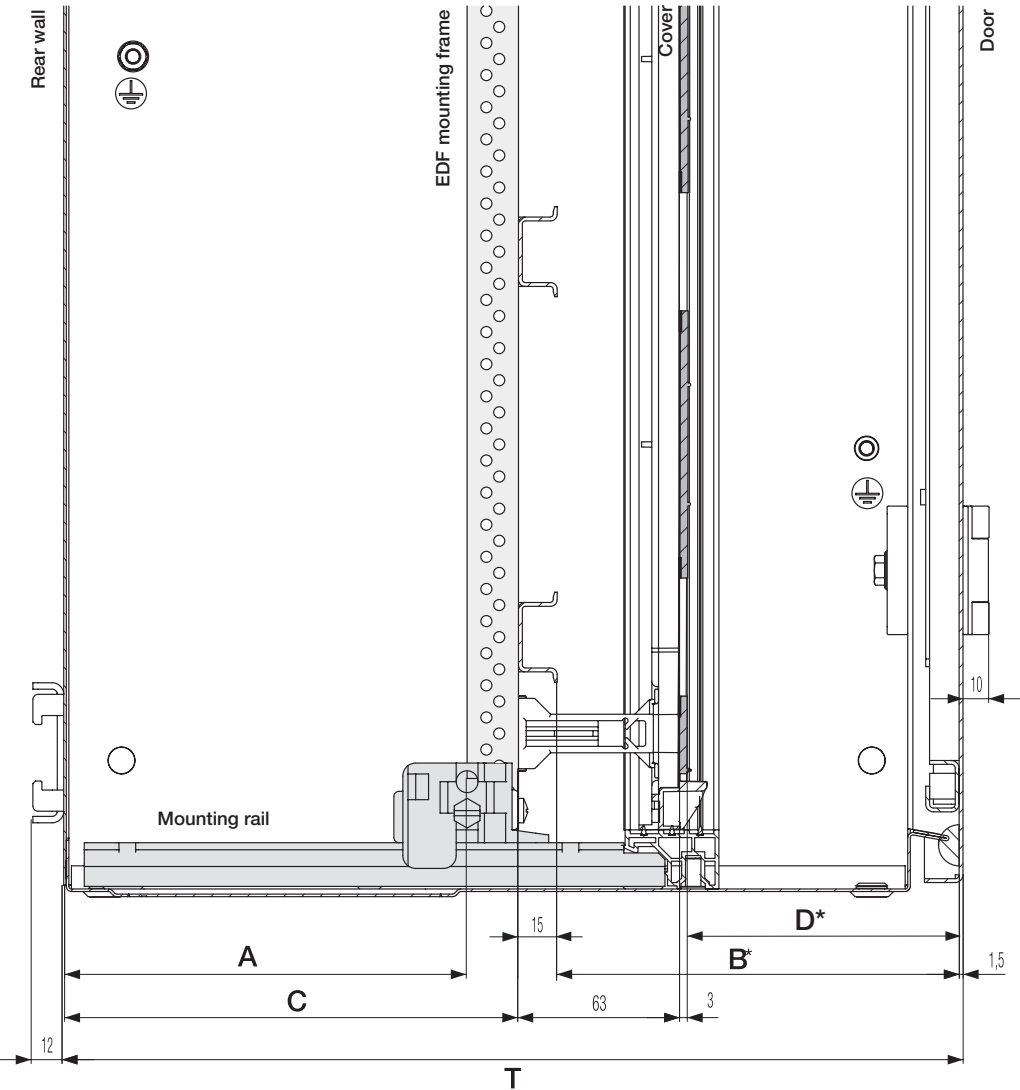
* Referred to the surface of the connection area; (see page4/54); outside the connection area this dimension is reduced by 35 mm

> Dimensions in mm

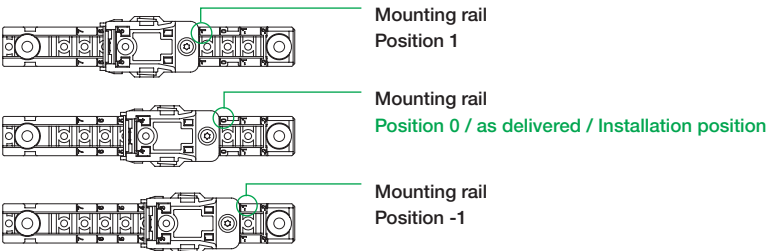
TwinLine wall-mounting and floor-standing cabinets IP55

CombiLine modules on EDF mounting frame

4



Mounting rail
Top view

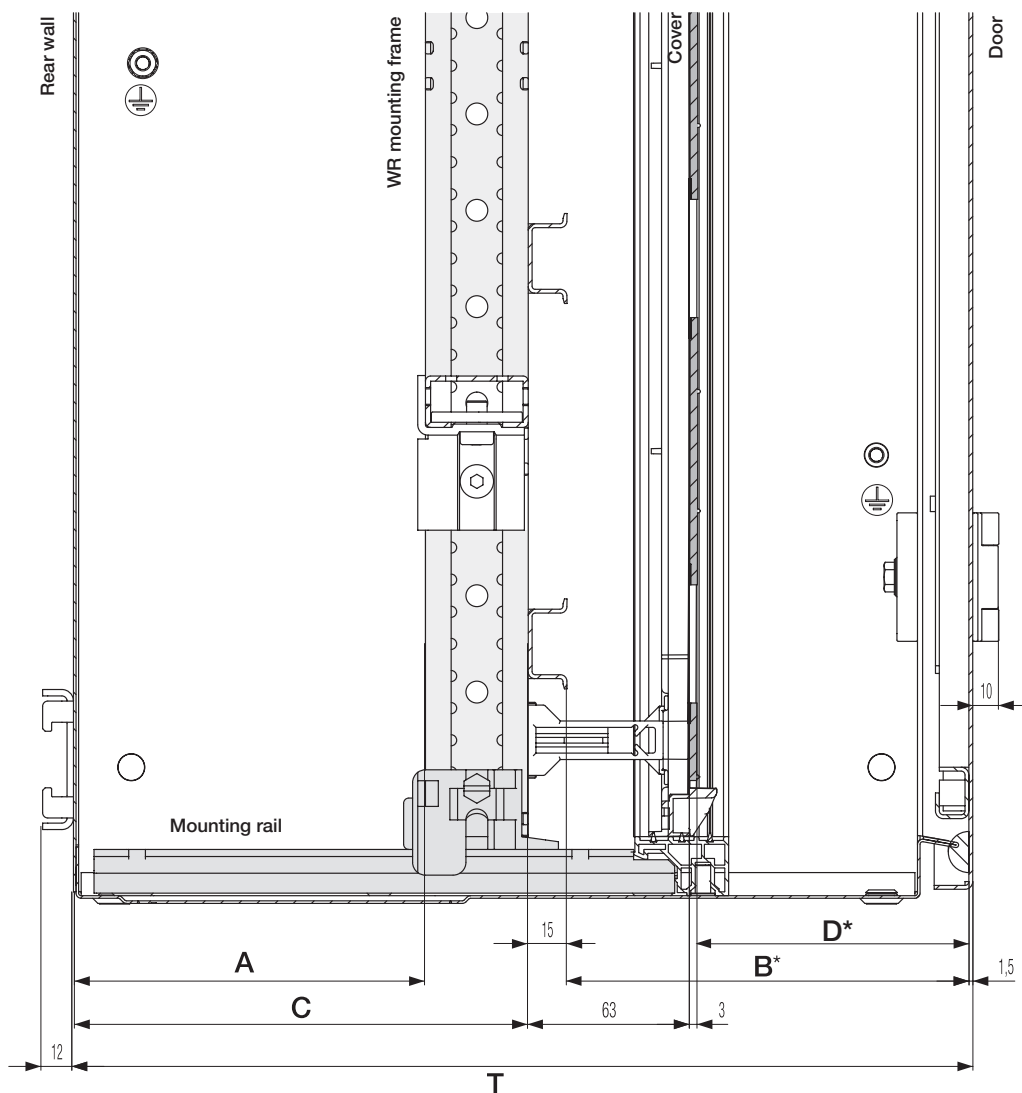


Cabinet series	Depth in mm	A in mm for installation part position			B in mm for installation position*			C in mm for installation position			D in mm for installation position*		
		1	0	-1	1	0	-1	1	0	-1	1	0	-1
TwinLine-G	225	60	72.5	85	127.5	115	102.5	80	92.5	105	76.5	64	51.5
TwinLine-L	275	95	107.5	120	142.5	130	117.5	115	127.5	140	91.5	79	66.5
TwinLine-W	350	143.5	156	168.5	169	156.5	144	163.5	176	188.5	117.5	105	92.5

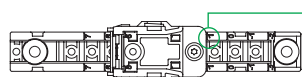
* Referred to the surface of the connection area (see page 4/54); outside the connection area this dimension is reduced by 35 mm
> Dimensions in mm

TwinLine wall-mounting and floor-standing cabinets IP55 CombiLine modules on WR mounting frame

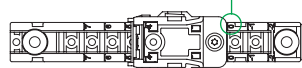
4



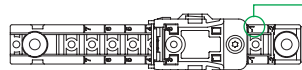
Mounting rail
Top view



Mounting rail
Position 1



Mounting rail
Position 0 / as delivered / Installation position



Mounting rail
Position -1

Schrankserie	Depth in mm	A in mm for installation part position			B in mm for installation position*			C in mm for installation position			D in mm for installation position*		
		1	0	-1	1	0	-1	1	0	-1	1	0	-1
TwinLine-G	225	40	52.5	65	127.5	115	102.5	80	92.5	105	76.5	64	51.5
TwinLine-L	275	75	87.5	100	142.5	130	117.5	115	127.5	140	91.5	79	66.5
TwinLine-W	350	123.5	136	148.5	169	156.5	144	163.5	176	188.5	117.5	105	92.5

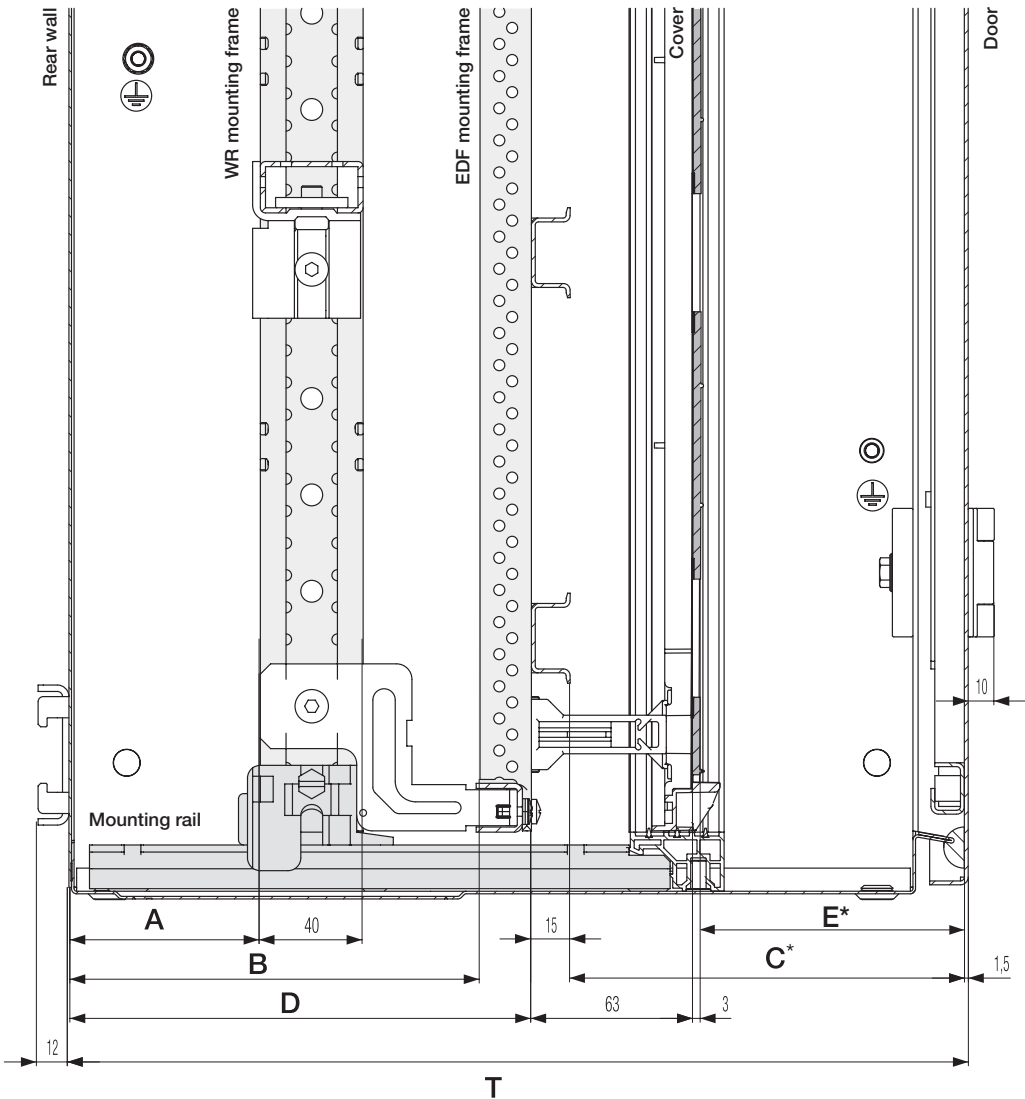
* Referred to the surface of the connection area (see page 4/54); outside the connection area this dimension is reduced by 35 mm

> Dimensions in mm

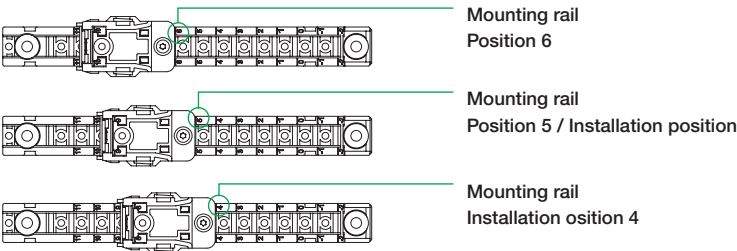
TwinLine wall-mounting and floor-standing cabinets IP55

Assembly with EDF on WR mounting frame

4



Mounting rail
Top view



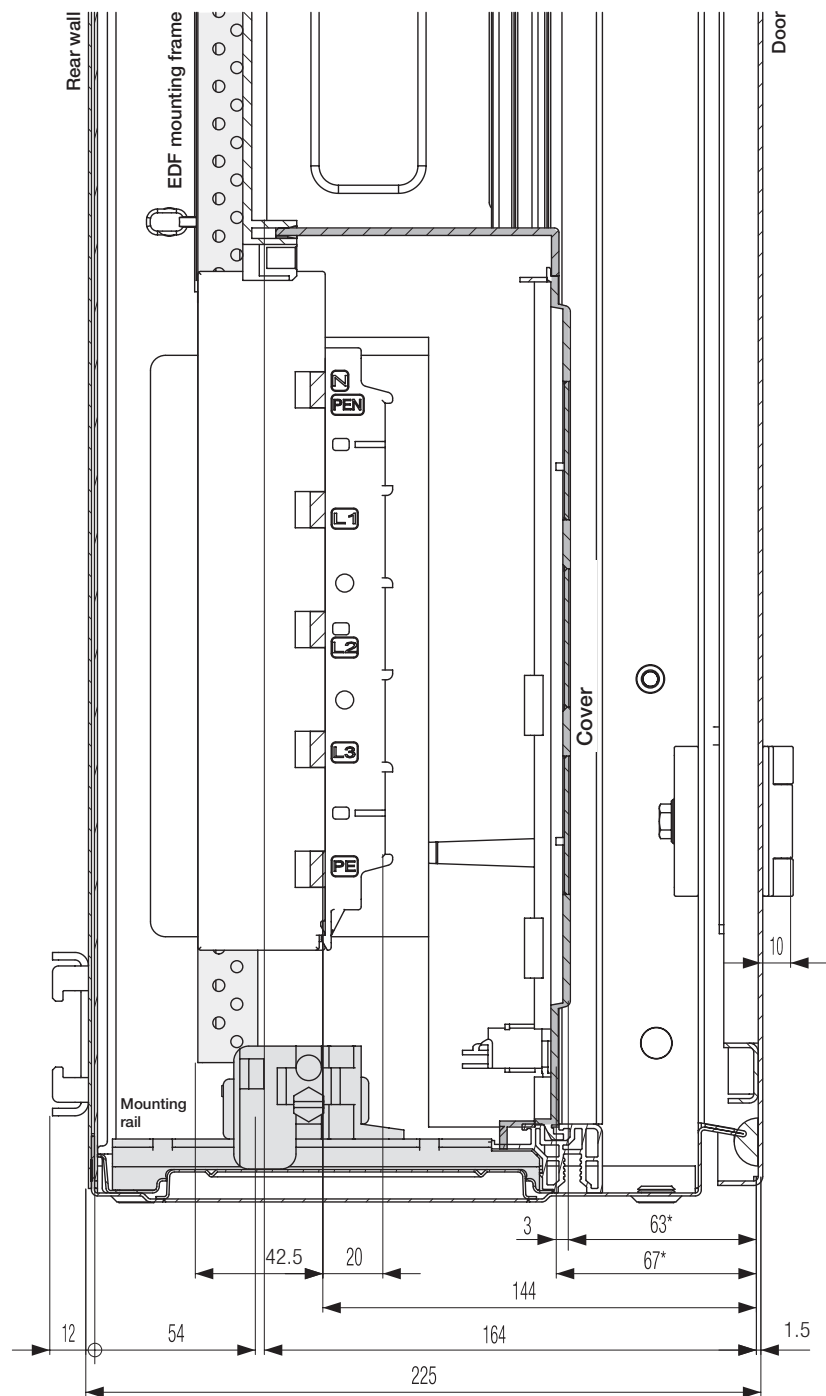
Schrank-serie	Tiefe in mm	A in mm for installation part position			B in mm for installation position			C in mm for installation position*			D in mm for installation position			E in mm for installation position*		
		6	5	4	6	5	4	6	5	4	6	5	4	6	5	4
TwinLine-L	275	12.5	25	37.5	98	110.5	123	139.5	127	114.5	117.5	130	142.5	88.5	76	63.5
TwinLine-W	350	61	73.5	86	146.5	159	171.5	165.5	153	140.5	166.5	179	191.5	114.5	102	89.5

* Referred to the surface of the connection area (see page 4/54); outside the connection area this dimension is reduced by 35 mm
> Dimensions in mm

TwinLine wall-mounting and floor-standing cabinets IP55

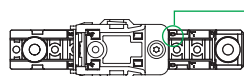
Assembly with meter panel for TwinLine-G

4



Mounting rail

Top view



Mounting rail
Position 0 / as delivered

* Referred to the surface of the connection area (see page 4/54); outside the connection area this dimension is reduced by 35 mm

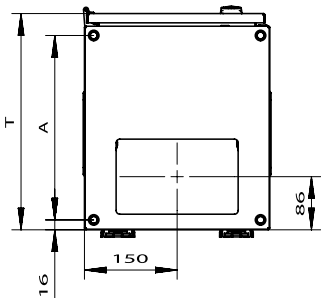
> Dimensions in mm

TwinLine wall-mounting and floor-standing cabinets IP55

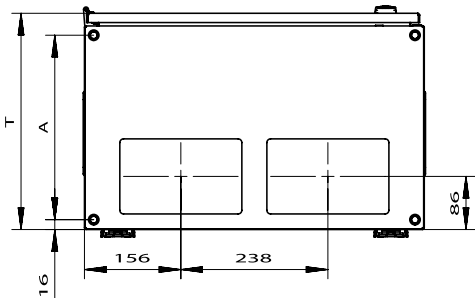
Top view / side flange knockout, top and bottom

4

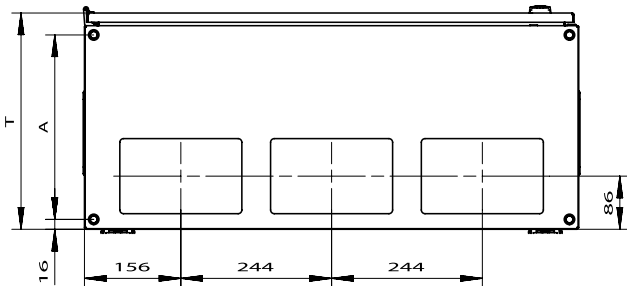
TG1...
TL1...
TW1...



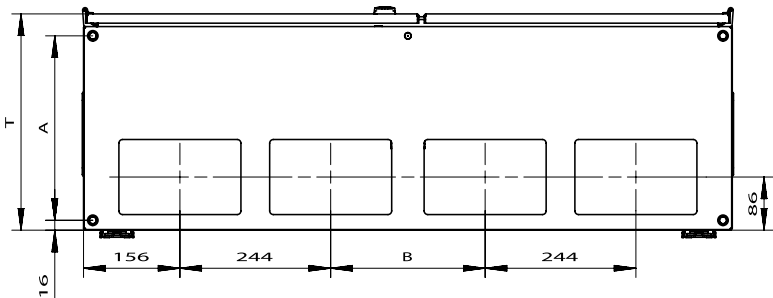
TG2...
TL2...
TW2...



TG3...
TL3...
TW3...



TG4...
TL4...
TW4...



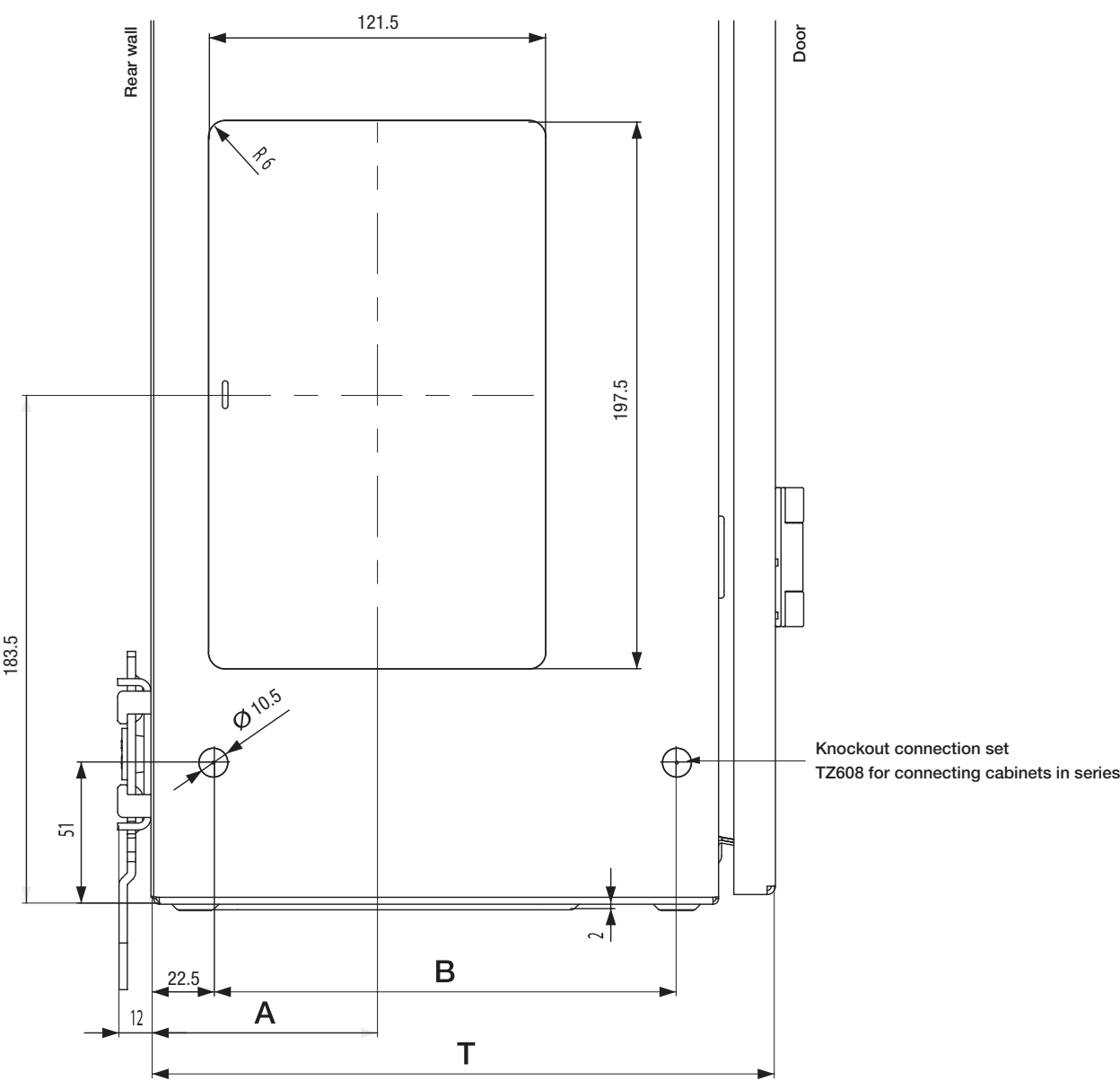
TG5...
TL5...
TW5...

TG6...
TL6...
TW6...

Cabinet series	Depth in mm	A in mm	B in mm / 4 panel wide	B in mm / 5 panel wide	B in mm / 6 panel wide
TwinLine-G	225	173.5	1 x 250 (250)	2 x 250 (500)	3 x 250 (750)
TwinLine-L	275	223.5			
TwinLine-W	350	298.5			

TwinLine wall-mounting and floor-standing cabinets IP55

Side view / side flange knockout, top and bottom



Cabinet series	Depth in mm	A in mm	B in mm
TwinLine-G	225	80.5	167
TwinLine-L	275	106.5	217
TwinLine-W	350	154.5	292

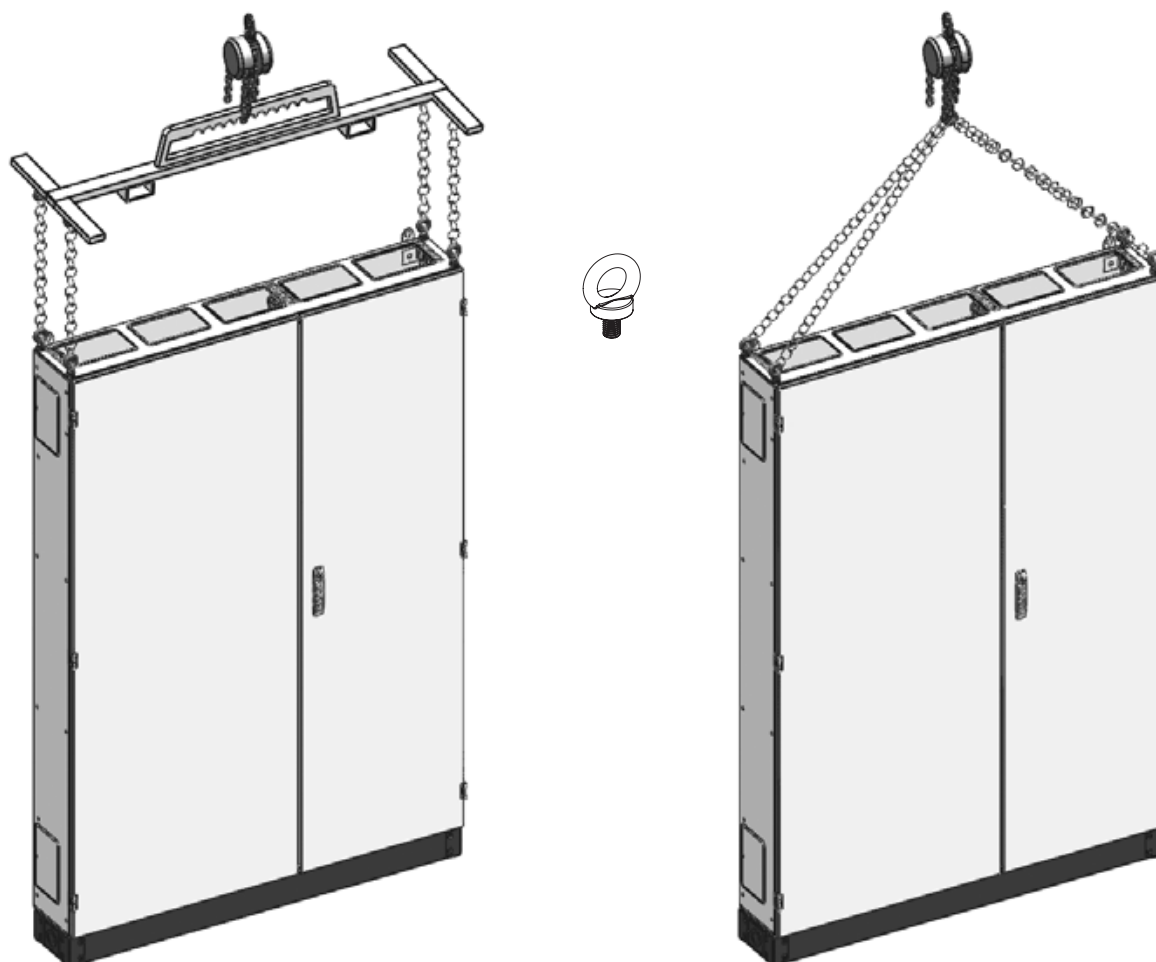
> Dimensions in mm

TwinLine wall-mounting and floor-standing cabinets IP55

Transport by crane

Lifting of the TwinLine enclosures is possible as indicated. Always use the STRIEBEL & JOHN transportation lugs type TZ615P4. Crane transport is only possible for individual cabinets! Also consider the weight limits of the cabinets.

4



TwinLine wall-mounting and floor-standing cabinets IP55

Meter applications



TZ610

Internal cladding TZ610

For meter panels, depth = 225 - 350 mm

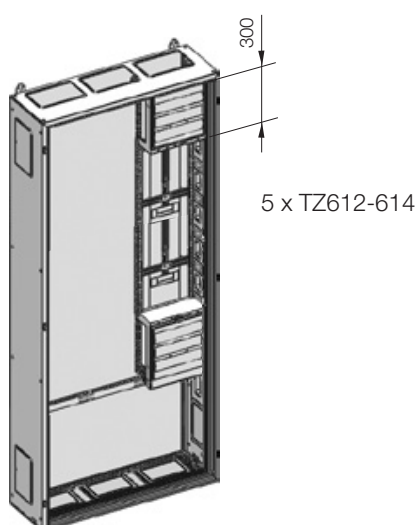
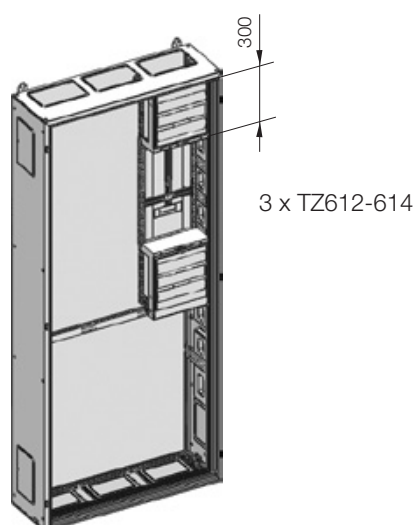
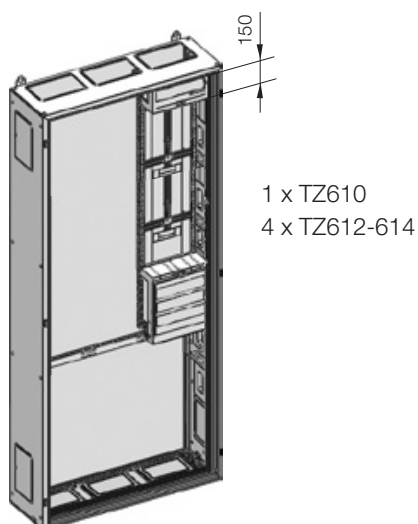
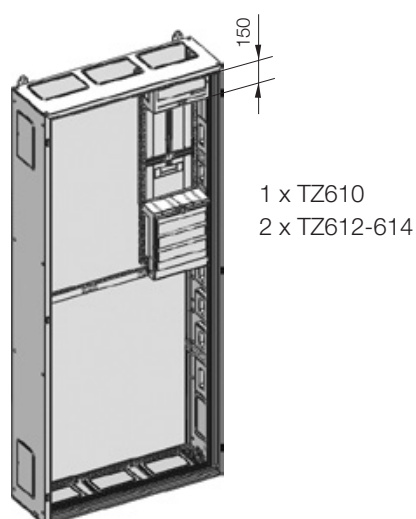
Additional profile for meter panels with 150 mm connection area in double insulated cabinets



TZ614

Cover rail TZ612-614

Required to integrate meter panels into double insulated floor-standing cabinets of the IPXXB degree of protection in the area of the available fastening holes for the centre support rail



> Dimensions in mm

System pro *E* power TriLine® Switchgear cabinets

5



TriLine® Switchgear cabinets

Content

Introduction	5/2
System overview	
Cabinet selection	5/10
Interior cabinet configuration	5/14
Ordering information	
Switchgear cabinets	5/16
Plinths	5/20
Doors	5/22
Rear walls	5/23
Bottom plates	5/24
Top plates	5/25
Side walls	5/28
Partitions	5/29
Mounting frame holders	5/30
Touch guard modules	5/31
Lock parts	5/32
Flanges	5/34
System parts for installation sets	5/36
Universal cross members	5/37
Mounting brackets	5/38
Profile rails	5/39
Swivel frame for 19" racks	5/42
Installation set for 19" racks	5/43
Filter fans	5/44
Exhaust filters	5/48
Thermostats	5/49
Switchgear cabinet heating	5/50
Switchgear cabinet lighting	5/51
Technical specifications	5/52
Applicable standards: DIN EN 61439-1/-2 (DIN VDE 0660-600-1/-2)	

TriLine® Switchgear cabinets

The future-oriented switchgear cabinet system

5

TriLine® Switchgear cabinet system Simple, fast and safe

TriLine® stands for: simple systems that can be planned quickly and are safe to use. The TriLine® switchgear cabinet system is a future-oriented development. The system has a modular design, and is equally suited for use in all areas of electrical energy transfer and distribution, as well as control technology. TriLine® is a system solution that meets all technical requirements and takes economical aspects into account.

The cabinet outline made from galvanised sheet steel is 36-fold profiled, and, together with the corner piece, provides a solid basis for the highest level of stability and torsional resistance. The profile grid dimensions in accordance with DIN 43660 (25 mm and 12.5 mm) and internal grid dimensions according to DIN 43870 (height = 150 mm and width = 250 mm) allow for unlimited installation of equipment in any position.

All system components have been developed to enable versatile use with optimised technology to minimise the complexity of installation. Standardised external cladding elements, such as doors with security glass or sectional doors in various sizes, guarantee optimal user friendliness.

What the TriLine® system offers to the user: remarkable benefits:

- Modular, compact design
- State-of-the-art technology
- Personal and system safety
- Simple and safe to operate
- High level of availability (longer maintenance intervals)
- Future and practice-oriented extension system
- Multiple use of system components
- Economically optimised
- Integration of environmental aspects
- Needs-based and simple planning, production and expansion
- Attractive design
- Practical systems for simple planning and production
- Fast, easy and reliable positioning of all installed equipment

TriLine® Switchgear cabinets

Personal and system safety

Main purpose of low-voltage switchgear assemblies is to maintain the safety and reliability of power supply; in addition to being absolutely necessary for economic efficiency.

TriLine® has been developed to meet customer requests and market demands, resulting in a type-tested switchgear system developed in accordance with the relevant specifications. Based on TriLine cabinet system the TriLine PowerModules can be used according to DIN EN 61439-2.

The required verification is done by testing or derivation (based on tested designs).

All type tests were carried out by an independent testing institute. The results and test conditions are confirmed in test reports, and are a prerequisite for the production in sense of the DIN EN 61439. These tests provide planners, panel builders, engineers and operators in industrial and service sectors with the highest possible level of system and personal safety.

Furthermore, in switchgear assemblies in enclosed structures, personal and system safety can be further increased through the various forms of internal separation. We offer a variety of expansion sets for the TriLine® system, through to the highest variant, the 4b form.

5



Busbar connections guarantee optimum contacting and thus a high level of safety, availability and economy.



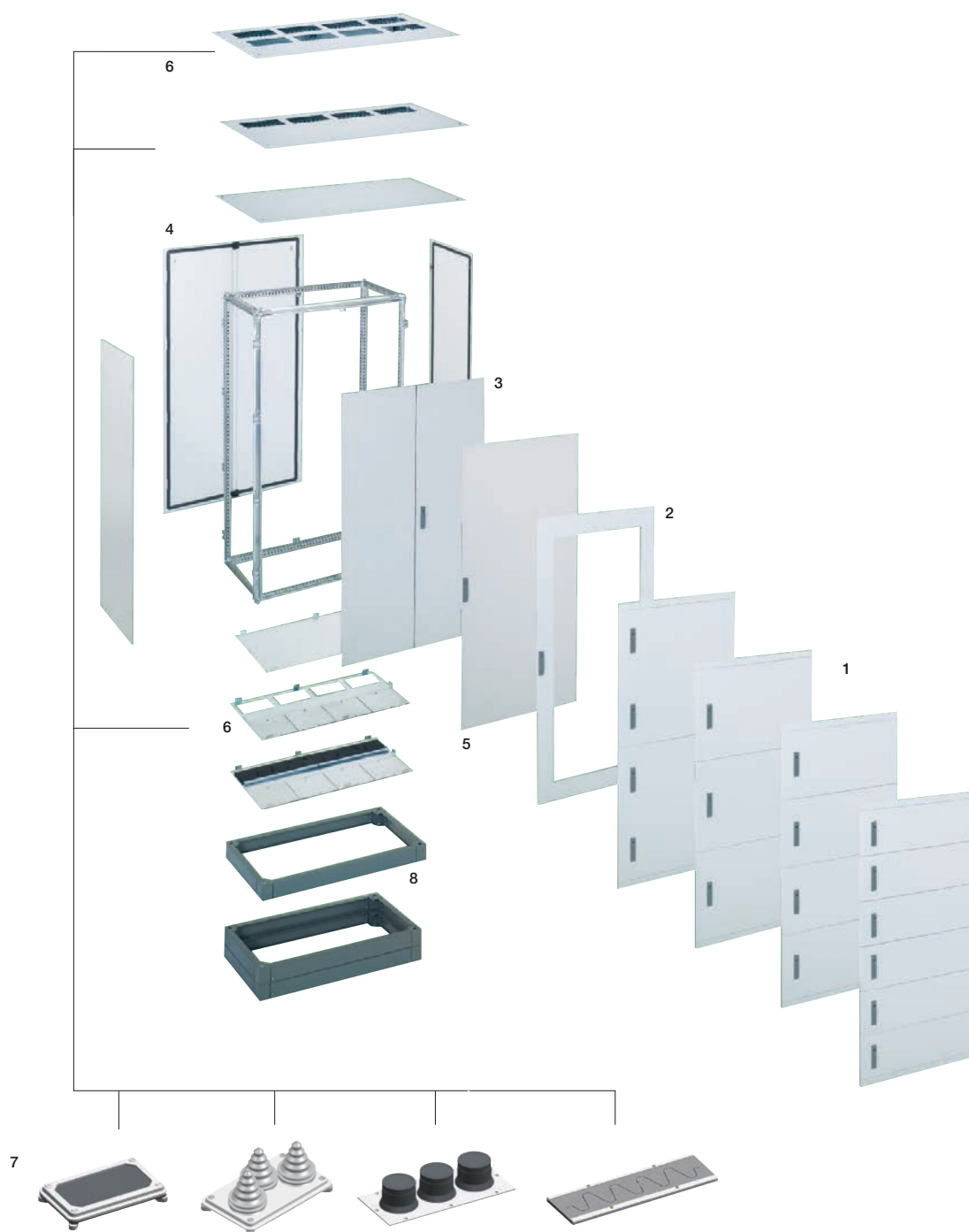
The position of the main busbars increases personal safety and ensures low internal temperatures.



Maximum protection provided by segregation walls and partitions

TriLine® Switchgear cabinets

System parts



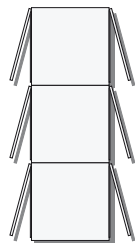
Simple and safe handling:

- | | | | |
|---|---|---|--|
| 1 | Sectional doors in different sizes | 5 | Warp-resistant doors with an opening angle of up to 180° (standard 135°) |
| 2 | Doors with safety glass | 6 | Choice of different top plates and bottom plates |
| 3 | Double-leaf doors on cabinets 4 or more panels wide | 7 | Application-specific cable entry |
| 4 | Double-wing hinged rear walls for cabinets 4 or more panel wide | 8 | Plinth – can also be assembled one above the other |

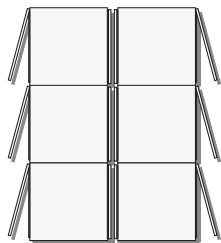
TriLine® Switchgear cabinets

Cabinet sizes

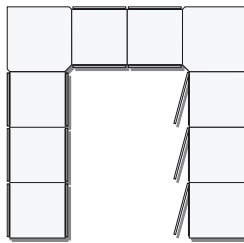
Doors at the front and rear provide optimum access



Can be arranged back to back



Can be arranged to U- or L-shape

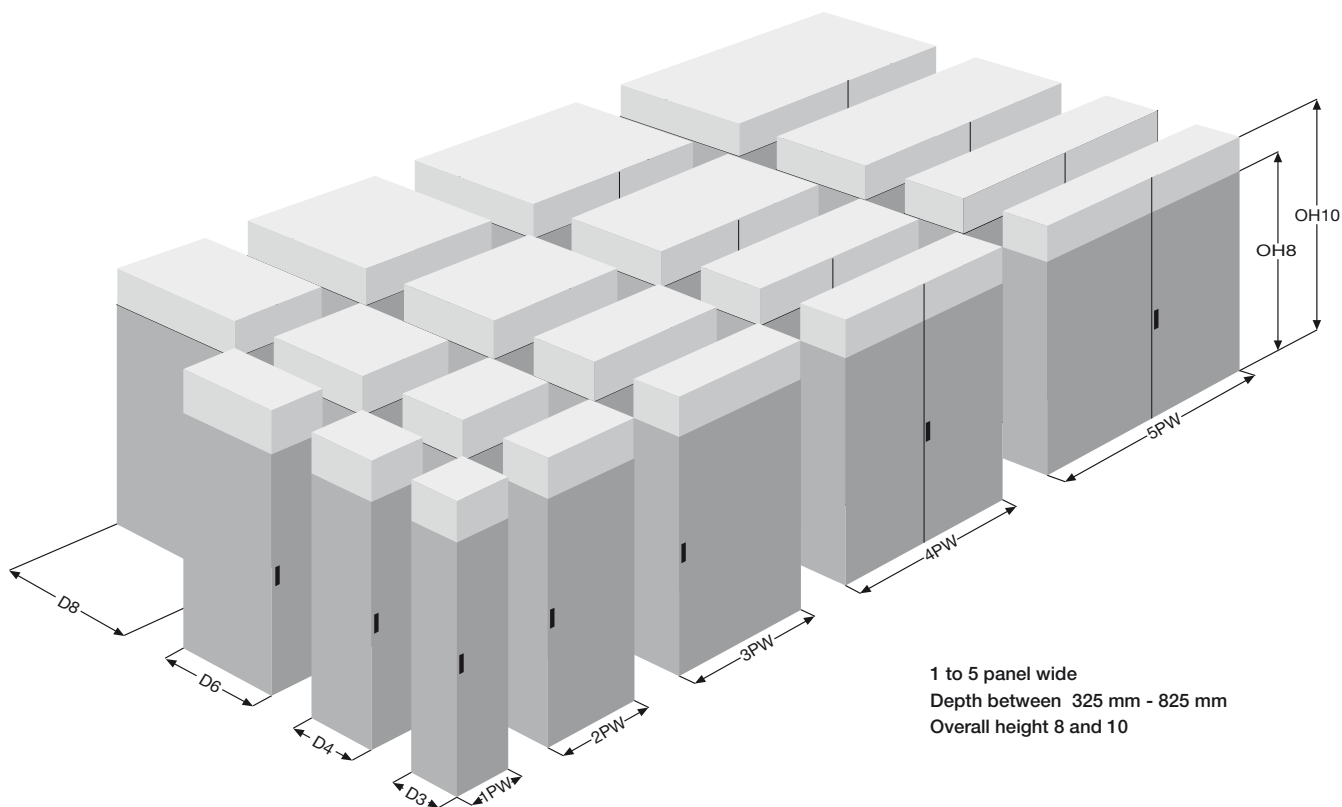


In modern switchgear systems, outer cladding protects the installed mechanical and electrical equipment against environmental influences with the required degree of protection. Our outer cladding is therefore equipped with foamed sealing. After processing, the sheet steel cladding parts receive a consistent high-quality coating (colour: RAL 7035).

The standardised external cladding elements enable optimum access during operation, for expansion, maintenance and function monitoring. Even the standard version includes a large selection of doors with an opening angle of up to 180° (accessories). Swivelling rear walls ensure easy access from the rear as well.



Example of U-shaped configuration



1 to 5 panel wide
Depth between 325 mm - 825 mm
Overall height 8 and 10

TriLine® Switchgear cabinets

Application options

We are fully committed to our modular concept. The idea behind the concept is to enable the maximum number of applications with just a small number of products. We have continued this economical concept in the development of products for our TriLine switchgear cabinet.

The TriLine switchgear cabinet system is a future-oriented development that is equally suited for use in all areas of energy transfer and distribution, as well as control technology.

5

TriLine – sample configuration as main distribution board with PowerModules




TriLine – sample configuration as sub-distribution board with CombiLine modules




TriLine® Switchgear cabinets

Application options


All system components have been developed to enable versatile use. This results in economical warehouse management. These intelligent state-of-the-art solutions guarantee best installation set-ups and least complexity.



Cross member holder




WR frame holder



Cabinet hinge

5

TriLine – sample configuration for control engineering with mounting plates



TriLine – sample configuration to be fitted with 19" equipment in a fixed rack or swivel frame



TriLine® Switchgear cabinets

Standards/Regulations

5

National and international standards

Nothing is more important to us than safety. When it comes to the safety of our products, we make no compromises. Compliance with laws, standards, specifications, and guidelines in accordance with the "state of the art" is therefore a prerequisite for product development at STRIEBEL & JOHN.

The TriLine switchgear cabinet system is manufactured in accordance with the following standards, specifications and accreditations:

IEC 61439-1/2

DIN EN 61439-1/2

VDE 0660-600

DIN 43660

DIN 43880

GOST R 51321.1-2000

UL 508 A Type 1

TriLine® Switchgear cabinets

Technical specifications

Technical specifications	
Protection class	I, earthed
Degree of protection	With door up to IP54 Without door up to IP30, for an extension as meter distribution board with distribution board panels, Combination sets or CombiLine modules
Mechanical impact strength	IK 10 for the cabinet enclosure IK 10 for sheet steel doors IK 09 for doors with window
Conditions of installation	Indoor installation Ambient air temperature max. + 40°C Ambient air temperature min. - 5°C Operating temperature max. + 55°C Storage temperature max. + 55°C Storage temperature min. - 40°C
Electrical characteristics	<div>Rated current (I_{nA})PTTA up to 3150 A/TTA up to 4000 A</div> <div>Rated impulse withstand voltage (U_{imp})8 kV</div> <div>Overvoltage categoryIV</div> <div>Pollution degree3</div> <div>Rated peak withstand current (I_{pk} 0.1 sec)up to 220 kA</div> <div>Rated short-time withstand current (I_{cw} 1.0 sec)up to 100 kA</div> <div>Rated frequency (f)50 up to 60 Hz</div> <div>Rated insulation voltage (U_i)1000 V</div> <div>Rated operational voltage (U_e)690 V AC</div>
Product features	
Enclosures and doors	
Profile	From galvanised sheet steel, 36-fold
Frame	Plugged and screwed
External cladding	Made of 1.5/2 mm sheet steel bevelled at the sides
Surface	Colour RAL 7035, powder-coated
Doors	Double-wing doors in all cabinets of a width of 4 panels and more, Door hinge left or right, Door opening angle up to 180 degrees (standard 135 degrees)
Rear walls	Double rear walls in all cabinets of a width of 4 panels and more
Sectional doors	Heights: 300/450/600/750/900 mm, can be arranged as required in the cabinet height
Transparent doors	With security glass, 3 mm
Locking system	Standard closure, 3 mm, double bit 4-point espagnolette closure on cabinets 1 to 3 panel wide 3-point espagnolette closure on cabinets 4 and 5 panel wide
Cabinet height 8	1800 mm internal dimensions for modular system
Cabinet height 10	2100 mm internal dimensions for modular system
Cabinet width 1 to 5	250 up to 1250 mm internal dimensions for modular system
Cabinet depth	325 up to 825 mm external dimensions
Grid unit (GU)	12 GU and 14 GU
Space unit (SU)	144 SU up to 840 SU

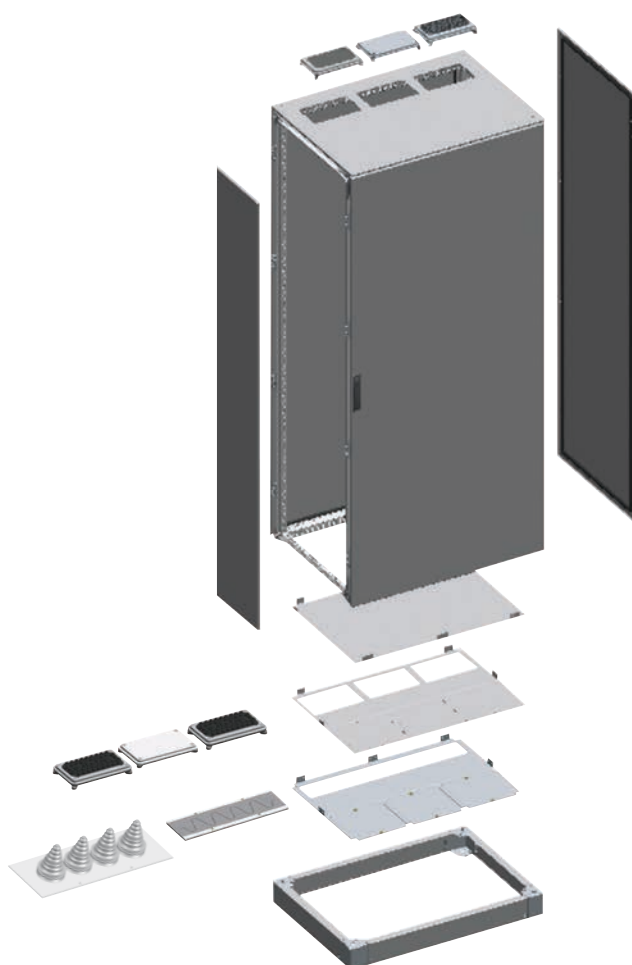
TriLine® Switchgear cabinets

System overview Cabinet selection

Cabinet selection 1

Type R switchgear cabinets

Empty cabinet with door, rear wall and top plate
with one flange opening per panel width
(order other parts separately)



> For a system overview, see page 5/13

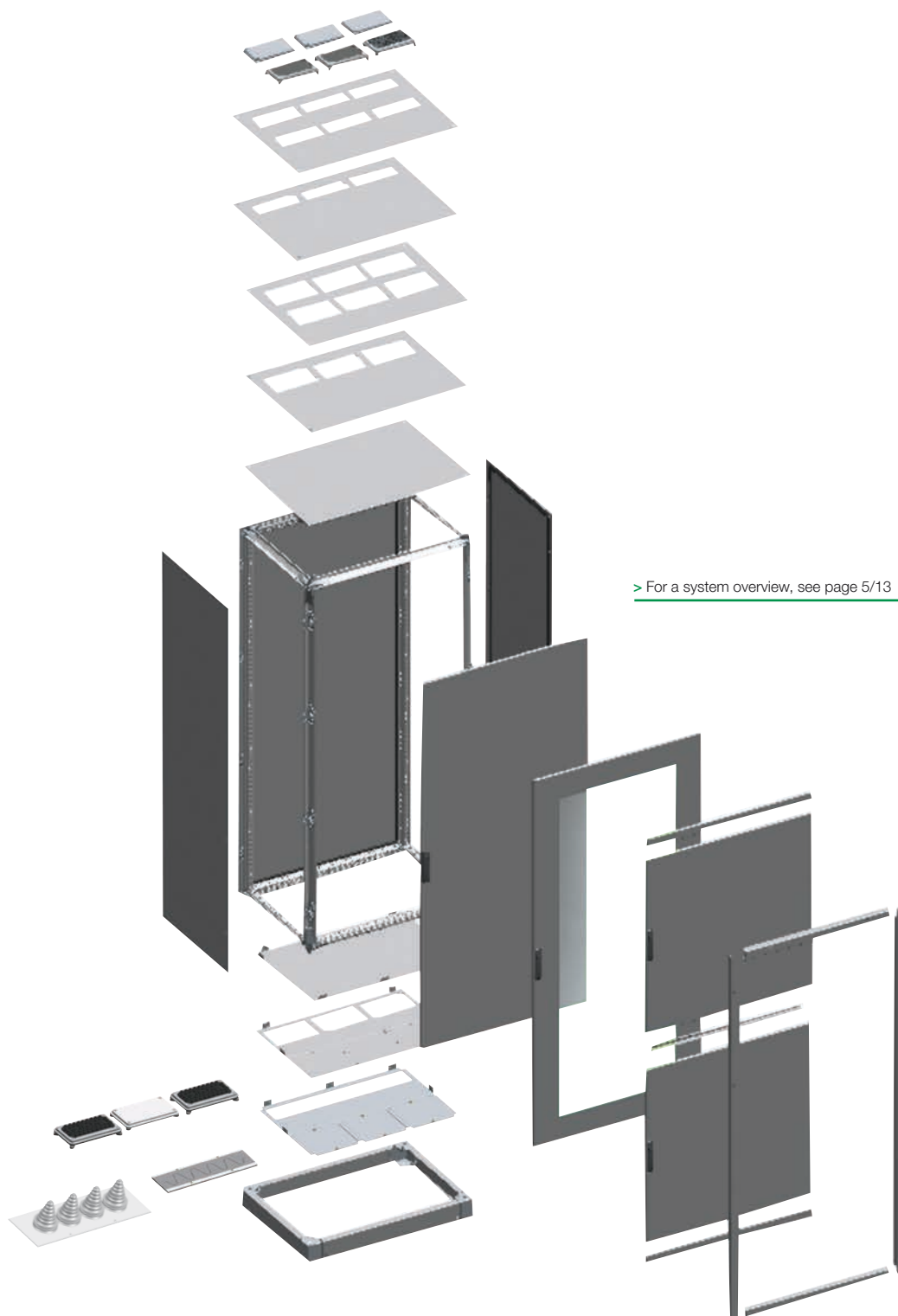
TriLine® Switchgear cabinets

System overview Cabinet selection

Cabinet selection 2

Switchgear cabinet frame type R

Frame with rear wall (order other parts separately)



> For a system overview, see page 5/13

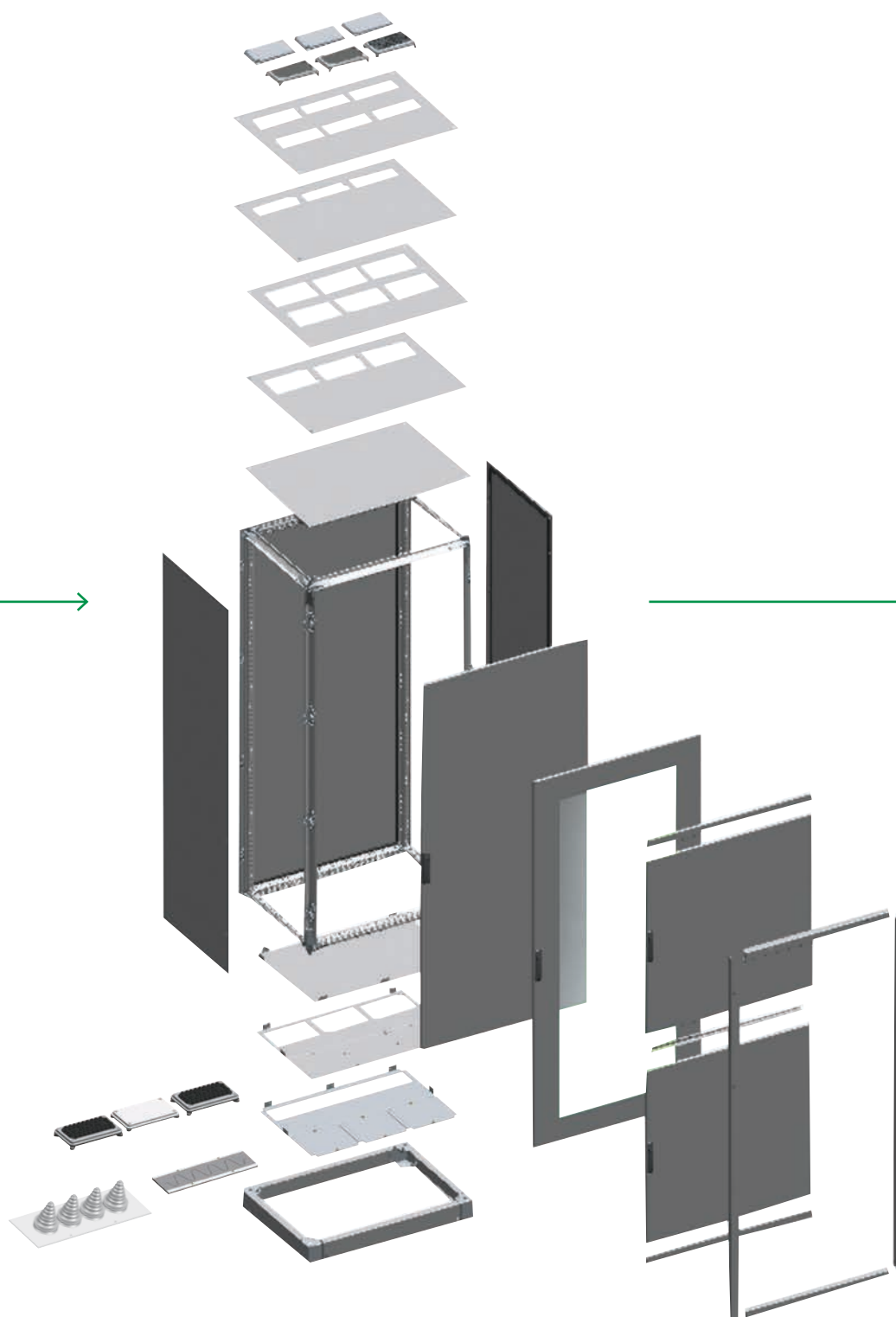
TriLine® Switchgear cabinets

System overview Cabinet selection

Cabinet selection 3

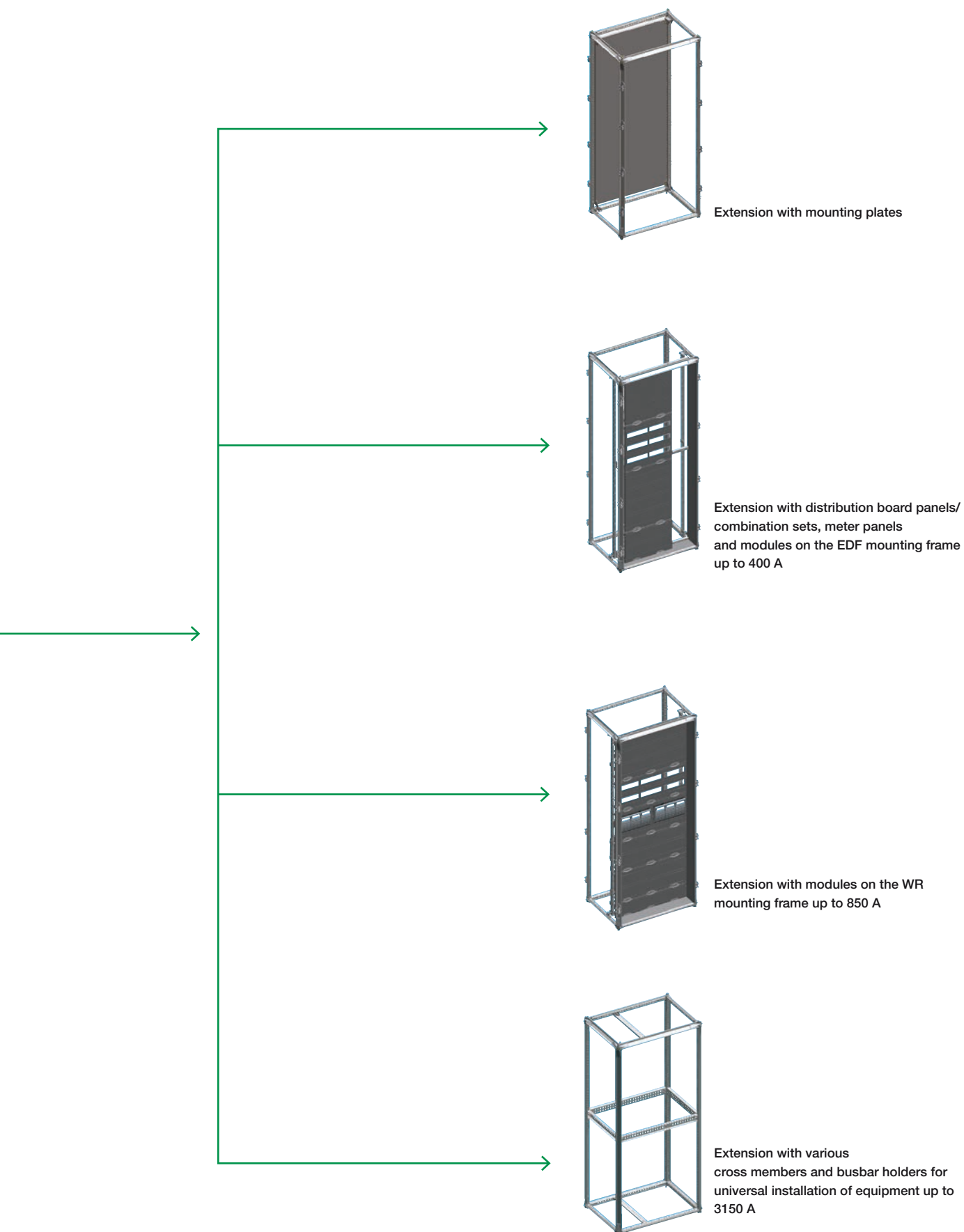
Type R switchgear cabinets as flatpacks

All parts must be ordered separately;
and will be delivered as flatpacks.



TriLine® Switchgear cabinets

System overview Interior cabinet configuration



TriLine® Switchgear cabinets

System overview Interior cabinet configuration

Option
Option 1
 For installing mounting plates

Extension parts
Mounting plate




Option 2
 For installing WR mounting frame with assembly parts

WR mounting frame **+ assembly parts**



Option 3
 For installing distribution board panels, combination sets, meter panels or modules on the EDF mounting frame

WR mounting frame



+ EDF installation set WNF



+ Distribution board panels/combination sets and modules on the EDF Mounting frame



+ Touch guard



Option 4
 For the installation of modules mounted directly on the WR mounting frame

+ Modules on the WR-mounting frame



+ Touch guard



Option 5
 For the installation of EDF-based distribution board panels, combination sets, meter panels, and modules directly in the cabinet using the EDF installation set.

Optional use universal cross members and profiles for installing devices and busbars.

EDF installation set RNF



+ Distribution board panels/combination sets and modules on the EDF Mounting frame



+ Touch guard



TriLine® Switchgear cabinets

System overview Interior cabinet configuration

Mounting frame holders/cross members


WR Mounting frame holders and cross members for options 1 - 4

WR mounting frame holder RZ1P4 when installing a mounting plate, a WR mounting frame, or modules on the WR mounting frame




Plus

WR cross member RZT3P2 (RZT4P2, RZT6P2, RZT8P2 depending on the cabinet depth) when installing two mounting plates, WR mounting frames, or modules on WR mounting frames next to each other




Cross members/profiles for option 5



TriLine® Switchgear cabinets

Ordering information Cabinet selection 1



Scope of delivery

- Empty cabinet with door, rear wall and top plate (with one flange opening per panel width), without bottom plate
- Up to IP54, bottom plate area without bottom plate IP00
- Colour of the cladding parts similar to RAL 7035
- Accessories must be ordered separately:
plinths, flanges, side walls, bottom plates, distribution panel system parts,
general cabinet accessories

3/8R6

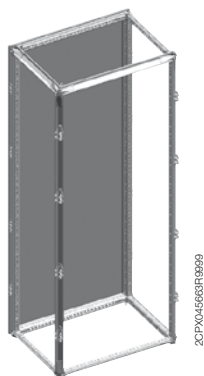
5

Switchgear cabinet type R					Overall height 8, 1913 mm, GU 12			Overall height 10, 2213 mm, GU 14		
Depth in mm	Width in mm	Panel width PW	Number of SU for OH 8	Number of SU for OH 10	Type	Ord. no.	Price	Type	Ord. no.	Price
325	364	1	144	168	1/8R3	2CPX045601R9999		1/10R3	2CPX045606R9999	
	614	2	288	336	2/8R3	2CPX045602R9999		2/10R3	2CPX045607R9999	
	864	3	432	504	3/8R3	2CPX045603R9999		3/10R3	2CPX045608R9999	
	1114	4	576	672	4/8R3	2CPX045604R9999		4/10R3	2CPX045609R9999	
	1364	5	720	840	5/8R3	2CPX045605R9999		5/10R3	2CPX045610R9999	
425	364	1	144	168	1/8R4	2CPX045611R9999		1/10R4	2CPX045616R9999	
	614	2	288	336	2/8R4	2CPX045612R9999		2/10R4	2CPX045617R9999	
	864	3	432	504	3/8R4	2CPX045613R9999		3/10R4	2CPX045618R9999	
	1114	4	576	672	4/8R4	2CPX045614R9999		4/10R4	2CPX045619R9999	
	1364	5	720	840	5/8R4	2CPX045615R9999		5/10R4	2CPX045620R9999	
625	364	1	144	168	1/8R6	2CPX045621R9999		1/10R6	2CPX045626R9999	
	614	2	288	336	2/8R6	2CPX045622R9999		2/10R6	2CPX045627R9999	
	864	3	432	504	3/8R6	2CPX045623R9999		3/10R6	2CPX045628R9999	
	1114	4	576	672	4/8R6	2CPX045624R9999		4/10R6	2CPX045629R9999	
	1364	5	720	840	5/8R6	2CPX045625R9999		5/10R6	2CPX045630R9999	
825	614	2	288	336	2/8R8	2CPX045632R9999		2/10R8	2CPX045637R9999	
	864	3	432	504	3/8R8	2CPX045633R9999		3/10R8	2CPX045638R9999	
	1114	4	576	672	4/8R8	2CPX045634R9999		4/10R8	2CPX045639R9999	
	1364	5	720	840	5/8R8	2CPX045635R9999		5/10R8	2CPX045640R9999	

- > For plinths, see page 5/20
- > For flanges, see page 5/34
- > For side walls, see page 5/28
- > For bottom plates, see page 5/24
- > For distribution panel parts, see Chapter Distribution panel system

TriLine® Switchgear cabinets

Ordering information Cabinet selection 2



Scope of delivery

- Frame with rear wall, without top plate, door, and bottom plate
these parts must be ordered separately and will be mounted on the cabinet frame at the factory
- Up to IP54
- Colour of the cladding parts similar to RAL 7035
- Accessories must be ordered separately:
Plinths, flanges, side walls, bottom plates, top plates, parts for the interior configuration, general cabinet accessories

3/8RG6

Switchgear cabinet type R frame					Overall height 8, 1913 mm, GU 12			Overall height 10, 2213 mm, GU 14		
Depth in mm	Width in mm	PW	Number of SU for OH 8	Number of SU for OH 10	Type	Ord. no.	Price	Type	Ord. no.	Price
325	364	1	144	168	1/8RG3	2CPX045641R9999		1/10RG3	2CPX045646R9999	
	614	2	288	336	2/8RG3	2CPX045642R9999		2/10RG3	2CPX045647R9999	
	864	3	432	504	3/8RG3	2CPX045643R9999		3/10RG3	2CPX045648R9999	
	1114	4	576	672	4/8RG3	2CPX045644R9999		4/10RG3	2CPX045649R9999	
	1364	5	720	840	5/8RG3	2CPX045645R9999		5/10RG3	2CPX045650R9999	
425	364	1	144	168	1/8RG4	2CPX045651R9999		1/10RG4	2CPX045656R9999	
	614	2	288	336	2/8RG4	2CPX045652R9999		2/10RG4	2CPX045657R9999	
	864	3	432	504	3/8RG4	2CPX045653R9999		3/10RG4	2CPX045658R9999	
	1114	4	576	672	4/8RG4	2CPX045654R9999		4/10RG4	2CPX045659R9999	
	1364	5	720	840	5/8RG4	2CPX045655R9999		5/10RG4	2CPX045660R9999	
625	364	1	144	168	1/8RG6	2CPX045661R9999		1/10RG6	2CPX045666R9999	
	614	2	288	336	2/8RG6	2CPX045662R9999		2/10RG6	2CPX045667R9999	
	864	3	432	504	3/8RG6	2CPX045663R9999		3/10RG6	2CPX045668R9999	
	1114	4	576	672	4/8RG6	2CPX045664R9999		4/10RG6	2CPX045669R9999	
	1364	5	720	840	5/8RG6	2CPX045665R9999		5/10RG6	2CPX045670R9999	
825	614	2	288	336	2/8RG8	2CPX045672R9999		2/10RG8	2CPX045677R9999	
	864	3	432	504	3/8RG8	2CPX045673R9999		3/10RG8	2CPX045678R9999	
	1114	4	576	672	4/8RG8	2CPX045674R9999		4/10RG8	2CPX045679R9999	
	1364	5	720	840	5/8RG8	2CPX045675R9999		5/10RG8	2CPX045680R9999	

- > For plinths, see page 5/20
- > For flanges, see page 5/34
- > For side walls, see page 5/28
- > For bottom plates, see page 5/24
- > For top plates, see page 5/25
- > For doors, see page 5/22
- > For front trim frames, see page 5/22
- > For distribution panel parts, see Chapter Distribution panel system

TriLine® Switchgear cabinets

Order overview Corner cabinets



2CPX045686R9999

- Included in the scope of delivery**
- Empty cabinet with rear wall, top plate and bottom plate (closed)
 - Up to IP54, Bottom plate surface IP20
 - Colour of the cladding parts similar to RAL 7035
 - Accessories must be ordered separately:
Plinth, general cabinet accessories

E8R6

5

Corner cabinet for type R switchgear cabinet		Overall height 8, 1913 mm, GU 12			Overall height 10, 2213 mm, GU 14		
Depth in mm	Width/depth in mm	Type	Ord. no.	Price	Type	Ord. no.	Price
425	544	E8R4	2CPX045685R9999		E10R4	2CPX045688R9999	
625	744	E8R6	2CPX045686R9999		E10R6	2CPX045689R9999	
825	944	E8R8	2CPX045687R9999		E10R8	2CPX045690R9999	

> For plinths, see page 5/20

TriLine® Switchgear cabinets

Ordering information Cabinet selection 3

TriLine® Cabinet frame supplied in flatpacks

- All parts must be ordered separately and will be delivered as flatpacks.
- Respectively, these width, depth and height profile flatpacks will comprise 4 profiles.
- One of these flatpacks is required per cabinet frame.
- In addition, the corner pieces and hinges will be necessary.
- Up to IP54
- Colour of the cladding parts similar to RAL 7035
- Accessories must be ordered separately:
Plinths, flanges, side walls, bottom plates, top plates, doors, front trim frames, rear walls, distribution panel system parts, general cabinet accessories
- Pallet numbers on request



RPB1P4



RZ200



RZ201




RZ202

Article	Pieces	Type	Ord. no.	Price
Width profiles				
1 panel wide	4	RPB1P4	2CPX046771R9999	
2 panel wide, this profile is also used for the cabinet depth 6	4	RPB2P4	2CPX046772R9999	
3 panel wide	4	RPB3P4	2CPX046774R9999	
4 panel wide	4	RPB4P4	2CPX046775R9999	
5 panel wide	4	RPB5P4	2CPX046776R9999	
Depth profile				
For cabinet depth 3	4	RPT3P4	2CPX046779R9999	
For cabinet depth 4	4	RPT4P4	2CPX046780R9999	
Cabinet depth 6, use of width profile 2 panel wide	4	RPB2P4	2CPX046772R9999	
For cabinet depth 8	4	RPT8P4	2CPX046781R9999	
Height profile				
Overall height 8	4	RPB8P4	2CPX046777R9999	
Overall height 10	4	RPB10P4	2CPX046778R9999	
Cabinet corner pieces				
8 internal and 8 external corners including fastening screws	1	RZ200	2CPX046782R9999	
Hinges for cabinet frames with full size door				
16 standard hinges including fastening material	1	RZ201	2CPX046783R9999	
Hinges for cabinet frames with full size door				
8 standard hinges	1	RZ202	2CPX046784R9999	
8 hinges to fasten side walls including fastening material				

- > For plinths, see page 5/20
- > For flanges, see page 5/34
- > For side walls, see page 5/28
- > For bottom plates, see page 5/24
- > For top plates, see page 5/25
- > For doors, see page 5/22
- > For front trim frames, see page 5/22
- > Rear walls, see page 5/23
- > For distribution panel parts, see Chapter Distribution panel system


TriLine® Switchgear cabinets

Plinths



RSR34

5



RSRE4

Article	Pieces	Type	Ord. no.	Price
Plinth				
Front, rear, and side parts removable				
Height: 100 mm, colour RAL 7005				
Cabinet depth 325 mm				
1 panel wide	1	RSR13	2CPX045885R9999	
2 panel wide	1	RSR23	2CPX045886R9999	
3 panel wide	1	RSR33	2CPX045887R9999	
4 panel wide	1	RSR43	2CPX045888R9999	
5 panel wide	1	RSR53	2CPX045889R9999	
Cabinet depth 425 mm				
1 panel wide	1	RSR14	2CPX045890R9999	
2 panel wide	1	RSR24	2CPX045891R9999	
3 panel wide	1	RSR34	2CPX045892R9999	
4 panel wide	1	RSR44	2CPX045893R9999	
5 panel wide	1	RSR54	2CPX045894R9999	
Cabinet depth 625 mm				
1 panel wide	1	RSR16	2CPX045895R9999	
2 panel wide	1	RSR26	2CPX045896R9999	
3 panel wide	1	RSR36	2CPX045897R9999	
4 panel wide	1	RSR46	2CPX045898R9999	
5 panel wide	1	RSR56	2CPX045899R9999	
Cabinet depth 825 mm				
2 panel wide	1	RSR28	2CPX045901R9999	
3 panel wide	1	RSR38	2CPX045902R9999	
4 panel wide	1	RSR48	2CPX045903R9999	
5 panel wide	1	RSR58	2CPX045904R9999	
Plinth for corner cabinets				
Front, rear, and side parts removable				
Height: 100 mm, colour RAL 7005				
depth x width				
425 x 544 mm	1	RSRE4	2CPX045906R9999	
625 x 744 mm	1	RSRE6	2CPX045907R9999	
825 x 944mm	1	RSRE8	2CPX045908R9999	

> For dimensions to connect cabinet and plinths, see page 5/58

TriLine® Switchgear cabinets

Accessories plinths



RZ5P4



RZ3P4



RZ4P4



RZ35P2



RZB110

Article	Pieces	Type	Ord. no.	Price
High plinth connector For screw connection of two plinths, on top of each other	4	RZ5P4	2CPX046008R9999	
Floor fastener For securing the plinth on the floor	4	RZ3P4	2CPX046006R9999	
Level adjustment For plinths between 0 and 38 mm	4	RZ4P4	2CPX046007R9999	
Mounting bracket For cable fastening rail in the plinth	2	RZ35P2	2CPX046010R9999	
Cable fastening rail for plinths				
1 panel wide	1	RZB110	2CPX046039R9999	
2 panel wide	1	RZB210	2CPX046040R9999	
3 panel wide	1	RZB310	2CPX046041R9999	
4 panel wide	1	RZB410	2CPX046042R9999	
5 panel wide	1	RZB510	2CPX046043R9999	

TriLine® Switchgear cabinets

Sheet steel doors / transparent doors / Front trim frame



RT38



RTS38




RFB38


Article	Pieces	Type	Ord. no.	Price
Sheet steel doors				
Sheet steel door, colour RAL 7035, 4 or more panel wide: double-wing doors				
Overall height 8				
1 panel wide	1	RT18	2CPX045830R9999	
2 panel wide	1	RT28	2CPX045831R9999	
3 panel wide	1	RT38	2CPX045832R9999	
4 panel wide, left-hand side	1	RT48L	2CPX045833R9999	
4 panel wide, right-hand side	1	RT48R	2CPX045834R9999	
5 panel wide, left-hand side	1	RT58L	2CPX045835R9999	
5 panel wide, right-hand side	1	RT58R	2CPX045836R9999	
Overall height 10				
1 panel wide	1	RT110	2CPX045837R9999	
2 panel wide	1	RT210	2CPX045838R9999	
3 panel wide	1	RT310	2CPX045839R9999	
4 panel wide, left-hand side	1	RT410L	2CPX045840R9999	
4 panel wide, right-hand side	1	RT410R	2CPX045841R9999	
5 panel wide, left-hand side	1	RT510L	2CPX045842R9999	
5 panel wide, right-hand side	1	RT510R	2CPX045843R9999	
Transparent doors				
Sheet steel door with window, colour RAL 7035, 4 or more panel wide: double-wing doors				
Overall height 8				
1 panel wide	1	RTS18	2CPX045844R9999	
2 panel wide	1	RTS28	2CPX045845R9999	
3 panel wide	1	RTS38	2CPX045846R9999	
4 panel wide, left-hand side	1	RTS48L	2CPX045847R9999	
4 panel wide, right-hand side	1	RTS48R	2CPX045848R9999	
5 panel wide, left-hand side	1	RTS58L	2CPX045849R9999	
5 panel wide, right-hand side	1	RTS58R	2CPX045850R9999	
Overall height 10				
1 panel wide	1	RTS110	2CPX045851R9999	
2 panel wide	1	RTS210	2CPX045852R9999	
3 panel wide	1	RTS310	2CPX045853R9999	
4 panel wide, left-hand side	1	RTS410L	2CPX045854R9999	
4 panel wide, right-hand side	1	RTS410R	2CPX045855R9999	
5 panel wide, left-hand side	1	RTS510L	2CPX045856R9999	
5 panel wide, right-hand side	1	RTS510R	2CPX045857R9999	
Front trim frame				
For dead front assembly with covers (mounting position of covers max. 27 mm from the front edge of the front trim frame), colour RAL 7035				
Overall height 8				
1 panel wide	1	RFB18	2CPX045940R9999	
2 panel wide	1	RFB28	2CPX045941R9999	
3 panel wide	1	RFB38	2CPX045942R9999	
4 panel wide	1	RFB48	2CPX045943R9999	
5 panel wide	1	RFB58	2CPX045944R9999	
Overall height 10				
1 panel wide	1	RFB110	2CPX045945R9999	
2 panel wide	1	RFB210	2CPX045946R9999	
3 panel wide	1	RFB310	2CPX045947R9999	
4 panel wide	1	RFB410	2CPX045948R9999	
5 panel wide	1	RFB510	2CPX045949R9999	

TriLine® Switchgear cabinets

Sectional doors / Rear walls



RT2/300M



RT3/300M



RZ170P8



RTA21P2



RTT2



RRW18



RRW110

Article	Pieces	Type	Ord. no.	Price
Sectional doors				
Sectional doors for 2 panel wide cabinet				
Degree of protection IP30, colour RAL 7035				
Height 300 mm	1	RT2/300M	2CPX046183R9999	
Height 450 mm	1	RT2/450M	2CPX046184R9999	
Height 600 mm	1	RT2/600M	2CPX046185R9999	
Height 750 mm	1	RT2/750M	2CPX046186R9999	
Height 900 mm	1	RT2/900M	2CPX046187R9999	
Sectional doors for 3 panel wide cabinet				
Degree of protection IP30, colour RAL 7035				
Height 300 mm	1	RT3/300M	2CPX046198R9999	
Height 450 mm	1	RT3/450M	2CPX046199R9999	
Height 600 mm	1	RT3/600M	2CPX046200R9999	
Height 750 mm	1	RT3/750M	2CPX046201R9999	
Height 900 mm	1	RT3/900M	2CPX046202R9999	
Fixing part for side walls				
Required when installing sectional doors, for series connection of cabinets in a cabinet's front area and for mounting side walls	8	RZ170P8	2CPX046213R9999	
Trim panel set for sectional doors, top and bottom				
Required when installing sectional doors				
Cabinet 2 panel wide	2	RTA21P2	2CPX046214R9999	
Cabinet width 3	2	RTA31P2	2CPX046215R9999	
Door separation profile				
Required when installing sectional doors, for degree of protection IP41				
Cabinet width 2	1	RTT2	2CPX045880R9999	
Cabinet width 3	1	RTT3	2CPX045881R9999	
Rear walls				
Rear wall made of sheet steel, colour RAL 7035				
4 or more panel wide: double-wing doors				
Overall height 8				
1 panel wide	1	RRW18	2CPX046511R9999	
2 panel wide	1	RRW28	2CPX046512R9999	
3 panel wide	1	RRW38	2CPX046513R9999	
4 panel wide, left-hand side	1	RRW48L	2CPX046514R9999	
4 panel wide, right-hand side	1	RRW48R	2CPX046515R9999	
5 panel wide, left-hand side	1	RRW58L	2CPX046516R9999	
5 panel wide, right-hand side	1	RRW58R	2CPX046517R9999	
Overall height 10				
1 panel wide	1	RRW110	2CPX046518R9999	
2 panel wide	1	RRW210	2CPX046519R9999	
3 panel wide	1	RRW310	2CPX046520R9999	
4 panel wide, left-hand side	1	RRW410L	2CPX046521R9999	
4 panel wide, right-hand side	1	RRW410R	2CPX046522R9999	
5 panel wide, left-hand side	1	RRW510L	2CPX046523R9999	
5 panel wide, right-hand side	1	RRW510R	2CPX046524R9999	

TriLine® Switchgear cabinets

Bottom plates



RB34G

5



RB34F1

Article	Pieces	Type	Ord. no.	Price
Closed bottom plate (IP20)				
Galvanised sheet steel, one part				
Cabinet depth 325 mm				
1 panel wide	1	RB13G	2CPX045765R9999	
2 panel wide	1	RB23G	2CPX045766R9999	
3 panel wide	1	RB33G	2CPX045767R9999	
4 panel wide	1	RB43G	2CPX045768R9999	
5 panel wide	1	RB53G	2CPX045769R9999	
Cabinet depth 425 mm				
1 panel wide	1	RB14G	2CPX045770R9999	
2 panel wide	1	RB24G	2CPX045771R9999	
3 panel wide	1	RB34G	2CPX045772R9999	
4 panel wide	1	RB44G	2CPX045773R9999	
5 panel wide	1	RB54G	2CPX045774R9999	
Cabinet depth 625 mm				
1 panel wide	1	RB16G	2CPX045775R9999	
2 panel wide	1	RB26G	2CPX045776R9999	
3 panel wide	1	RB36G	2CPX045777R9999	
4 panel wide	1	RB46G	2CPX045778R9999	
5 panel wide	1	RB56G	2CPX045779R9999	
Cabinet depth 825 mm				
2 panel wide	1	RB28G	2CPX045781R9999	
3 panel wide	1	RB38G	2CPX045782R9999	
4 panel wide	1	RB48G	2CPX045783R9999	
5 panel wide	1	RB58G	2CPX045784R9999	
Bottom plate with one flange opening per panel width (IP20)				
For flange ZW...; galvanised sheet steel, up to 425 mm one part, from 625 mm with sliding parts in the front				
Cabinet depth 325 mm				
1 panel wide	1	RB13F1	2CPX045785R9999	
2 panel wide	1	RB23F1	2CPX045786R9999	
3 panel wide	1	RB33F1	2CPX045787R9999	
4 panel wide	1	RB43F1	2CPX045788R9999	
5 panel wide	1	RB53F1	2CPX045789R9999	
Cabinet depth 425 mm				
1 panel wide	1	RB14F1	2CPX045790R9999	
2 panel wide	1	RB24F1	2CPX045791R9999	
3 panel wide	1	RB34F1	2CPX045792R9999	
4 panel wide	1	RB44F1	2CPX045793R9999	
5 panel wide	1	RB54F1	2CPX045794R9999	
Cabinet depth 625 mm				
1 panel wide	1	RB16F1	2CPX045795R9999	
2 panel wide	1	RB26F1	2CPX045796R9999	
3 panel wide	1	RB36F1	2CPX045797R9999	
4 panel wide	1	RB46F1	2CPX045798R9999	
5 panel wide	1	RB56F1	2CPX045799R9999	
Cabinet depth 825 mm				
2 panel wide	1	RB28F1	2CPX045800R9999	
3 panel wide	1	RB38F1	2CPX045801R9999	
4 panel wide	1	RB48F1	2CPX045802R9999	
5 panel wide	1	RB58F1	2CPX045803R9999	

> For flanges, see page 5/34

TriLine® Switchgear cabinets

Bottom plates / Top plates



RB34F




RD34G

Article	Pieces	Type	Ord. no.	Price
Bottom plate with flange opening for microcellular rubber sinusoidal flange (IP00) or flange plate with cable sleeves (IP20)				
Galvanised sheet steel, up to 425 mm one part, from 625 mm with sliding parts in the front				
Cabinet depth 425 mm				
2 panel wide	1	RB24F	2CPX046624R9999	
3 panel wide	1	RB34F	2CPX046627R9999	
4 panel wide	1	RB44F	2CPX046630R9999	
5 panel wide	1	RB54F	2CPX046633R9999	
Cabinet depth 625 mm				
2 panel wide	1	RB26F	2CPX046625R9999	
3 panel wide	1	RB36F	2CPX046628R9999	
4 panel wide	1	RB46F	2CPX046631R9999	
5 panel wide	1	RB56F	2CPX046634R9999	
Cabinet depth 825 mm				
2 panel wide	1	RB28F	2CPX046626R9999	
3 panel wide	1	RB38F	2CPX046629R9999	
4 panel wide	1	RB48F	2CPX046632R9999	
5 panel wide	1	RB58F	2CPX046635R9999	
Closed top plate				
Colour RAL 7035				
Cabinet depth 325 mm				
1 panel wide	1	RD13G	2CPX045711R9999	
2 panel wide	1	RD23G	2CPX045712R9999	
3 panel wide	1	RD33G	2CPX045713R9999	
4 panel wide	1	RD43G	2CPX045714R9999	
5 panel wide	1	RD53G	2CPX045715R9999	
Cabinet depth 425 mm				
1 panel wide	1	RD14G	2CPX045716R9999	
2 panel wide	1	RD24G	2CPX045717R9999	
3 panel wide	1	RD34G	2CPX045718R9999	
4 panel wide	1	RD44G	2CPX045719R9999	
5 panel wide	1	RD54G	2CPX045720R9999	
Cabinet depth 625 mm				
1 panel wide	1	RD16G	2CPX045721R9999	
2 panel wide	1	RD26G	2CPX045722R9999	
3 panel wide	1	RD36G	2CPX045723R9999	
4 panel wide	1	RD46G	2CPX045724R9999	
5 panel wide	1	RD56G	2CPX045725R9999	
Cabinet depth 825 mm				
2 panel wide	1	RD28G	2CPX045727R9999	
3 panel wide	1	RD38G	2CPX045728R9999	
4 panel wide	1	RD48G	2CPX045729R9999	
5 panel wide	1	RD58G	2CPX045730R9999	

> For flanges, see page 5/34


TriLine® Switchgear cabinets

Top plates



RD34F1

5




RD36F2

Article	Pieces	Type	Ord. no.	Price
Top plate with one flange opening per panel width for flanges ZW...				
Colour RAL 7035				
Cabinet depth 325 mm				
1 panel wide	1	RD13F1	2CPX045731R9999	
2 panel wide	1	RD23F1	2CPX045732R9999	
3 panel wide	1	RD33F1	2CPX045733R9999	
4 panel wide	1	RD43F1	2CPX045734R9999	
5 panel wide	1	RD53F1	2CPX045735R9999	
Cabinet depth 425 mm				
1 panel wide	1	RD14F1	2CPX045736R9999	
2 panel wide	1	RD24F1	2CPX045737R9999	
3 panel wide	1	RD34F1	2CPX045738R9999	
4 panel wide	1	RD44F1	2CPX045739R9999	
5 panel wide	1	RD54F1	2CPX045740R9999	
Cabinet depth 625 mm				
1 panel wide	1	RD16F1	2CPX045741R9999	
2 panel wide	1	RD26F1	2CPX045742R9999	
3 panel wide	1	RD36F1	2CPX045743R9999	
4 panel wide	1	RD46F1	2CPX045744R9999	
5 panel wide	1	RD56F1	2CPX045745R9999	
Cabinet depth 825 mm				
2 panel wide	1	RD28F1	2CPX045747R9999	
3 panel wide	1	RD38F1	2CPX045748R9999	
4 panel wide	1	RD48F1	2CPX045749R9999	
5 panel wide	1	RD58F1	2CPX045750R9999	
Top plate with two flange openings per panel width for flanges ZW...				
Colour RAL 7035				
Cabinet depth 625 mm				
1 panel wide	1	RD16F2	2CPX045751R9999	
2 panel wide	1	RD26F2	2CPX045752R9999	
3 panel wide	1	RD36F2	2CPX045753R9999	
4 panel wide	1	RD46F2	2CPX045754R9999	
5 panel wide	1	RD56F2	2CPX045755R9999	
Cabinet depth 825 mm				
2 panel wide	1	RD28F2	2CPX045757R9999	
3 panel wide	1	RD38F2	2CPX045758R9999	
4 panel wide	1	RD48F2	2CPX045759R9999	
5 panel wide	1	RD58F2	2CPX045760R9999	


> For flanges, see page 5/34

TriLine® Switchgear cabinets

Top plates



RD34F11



RD36F21

Article	Pieces	Type	Ord. no.	Price
Top plate with one flange opening per panel width for flanges ZP				
Colour RAL 7035				
Cabinet depth 325 mm				
1 panel wide	1	RD13F11	2CPX046741R9999	
2 panel wide	1	RD23F11	2CPX046742R9999	
3 panel wide	1	RD33F11	2CPX046743R9999	
4 panel wide	1	RD43F11	2CPX046744R9999	
5 panel wide	1	RD53F11	2CPX046745R9999	
Cabinet depth 425 mm				
1 panel wide	1	RD14F11	2CPX046746R9999	
2 panel wide	1	RD24F11	2CPX046747R9999	
3 panel wide	1	RD34F11	2CPX046748R9999	
4 panel wide	1	RD44F11	2CPX046749R9999	
5 panel wide	1	RD54F11	2CPX046750R9999	
Cabinet depth 625 mm				
1 panel wide	1	RD16F11	2CPX046751R9999	
2 panel wide	1	RD26F11	2CPX046752R9999	
3 panel wide	1	RD36F11	2CPX046753R9999	
4 panel wide	1	RD46F11	2CPX046754R9999	
5 panel wide	1	RD56F11	2CPX046755R9999	
Cabinet depth 825 mm				
2 panel wide	1	RD28F11	2CPX046757R9999	
3 panel wide	1	RD38F11	2CPX046758R9999	
4 panel wide	1	RD48F11	2CPX046759R9999	
5 panel wide	1	RD58F11	2CPX046760R9999	
Top plate with two flange openings per panel width for flanges ZP...				
Colour RAL 7035				
Cabinet depth 625 mm				
1 panel wide	1	RD16F21	2CPX046761R9999	
2 panel wide	1	RD26F21	2CPX046762R9999	
3 panel wide	1	RD36F21	2CPX046763R9999	
4 panel wide	1	RD46F21	2CPX046764R9999	
5 panel wide	1	RD56F21	2CPX046765R9999	
Cabinet depth 825 mm				
2 panel wide	1	RD28F21	2CPX046767R9999	
3 panel wide	1	RD38F21	2CPX046768R9999	
4 panel wide	1	RD48F21	2CPX046769R9999	
5 panel wide	1	RD58F21	2CPX046770R9999	

> For flanges, see page 5/34

TriLine® Switchgear cabinets

Side walls / General accessories



RSW84P2



RZ33



RZ11P4



RZ32P4



RZ36



RZ12P20



RZ13P20



RZ14P20

Article	Pieces	Type	Ord. no.	Price
Side walls				
2 pieces, colour RAL 7035				
Overall height 8				
Cabinet depth 325 mm	2	RSW83P2	2CPX045820R9999	
Cabinet depth 425 mm	2	RSW84P2	2CPX045821R9999	
Cabinet depth 625 mm	2	RSW86P2	2CPX045822R9999	
Cabinet depth 825 mm	2	RSW88P2	2CPX045823R9999	
Overall height 10				
Cabinet depth 325 mm	2	RSW103P2	2CPX045824R9999	
Cabinet depth 425 mm	2	RSW104P2	2CPX045825R9999	
Cabinet depth 625 mm	2	RSW106P2	2CPX045826R9999	
Cabinet depth 825 mm	2	RSW108P2	2CPX045827R9999	
Cabinet connection set				
For series connection of cabinets, with sealing strip (8 x 8 x 6000 mm)	1	RZ33	2CPX045997R9999	
Transport lugs				
For crane handling	4	RZ11P4	2CPX045995R9999	
External mounting brackets				
For securing cabinets to the wall	2	RZ32P2	2CPX045996R9999	
Earthing sets				
For doors, rear walls, side walls and top plates	1	RZ36	2CPX046013R9999	
For standard doors with opening angle 180°	1	RZ55	2CPX046166R9999	
Fastening screws				
Hexalobular socket pan head thread rolling screw				
For cross members and profile rails				
M6 x 10 mm (Torx 30)	20	RZ12P20	2CPX046000R9999	
	500	RZ12P500	2CPX046001R9999	
M6 x 16 mm (Torx 30)	20	RZ15P20	2CPX046004R9999	
Hexalobular socket countersunk head thread rolling screw				
For rear walls and side walls	20	RZ13P20	2CPX046002R9999	
M6 x 12 mm (Torx T30)				
For securing busbar holders				
Hexalobular socket pan head tapping screw				
For assembly of hinges M6 x 14 mm (Torx T30)	20	RZ14P20	2CPX046003R9999	

TriLine® Switchgear cabinets

Partitions / Document holders



RTW831



RZ147



ZA6



ZA5



ZA13



ZA123



ZA18



ZA116

Article	Pieces	Type	Ord. no.	Price
Cabinet-cabinet segregation				
For assembly between two cabinets, galvanised sheet steel, 1 mm (cabinet connection set RZ147 must be ordered separately)				
Overall height 8				
Cabinet depth 325 mm	1	RTW831	2CPX046231R9999	
Cabinet depth 425 mm	1	RTW841	2CPX046232R9999	
Cabinet depth 625 mm	1	RTW861	2CPX046233R9999	
Cabinet depth 825 mm	1	RTW881	2CPX046234R9999	
Overall height 10				
Cabinet depth 325 mm	1	RTW1031	2CPX046235R9999	
Cabinet depth 425 mm	1	RTW1041	2CPX046236R9999	
Cabinet depth 625 mm	1	RTW1061	2CPX046237R9999	
Cabinet depth 825 mm	1	RTW1081	2CPX046238R9999	
Connection set				
For series connection of cabinets For installing partitions with sealing strip (8 x 8 x 6000 mm)				
	1	RZ147	2CPX046230R9999	
Document holders				
DIN A4 Self-adhesive, with transparent sleeve	1	ZA6	2CPX038227R9999	
	10	ZA6P10	2CPX062380R9999	
DIN A5 Self-adhesive	1	ZA5	2CPX038228R9999	
	10	ZA5P10	2CPX062382R9999	
DIN A4 Self-adhesive	1	ZA13	2CPX038233R9999	
	10	ZA13P10	2CPX062381R9999	
Document holder support plate				
For document holder ZA13, to screw on to the door strengthening profiles	1	ZA123	2CPX038471R9999	
For document holder ZA5, to screw on to the door strengthening profiles	1	ZA125	2CPX038472R9999	
Spray paint can				
Colour RAL 7005, 150 ml	1	ZA18	2CPX038237R9999	
Colour RAL 7035, 150 ml	1	ZA16	2CPX038235R9999	
Touch-up applicator				
Colour RAL 7035, 12 ml	1	ZA116	2CPX039042R9999	

TriLine® Switchgear cabinets

Mounting frame holders / Cross Members / Mounting plates



RZ1P4



RZT6P2



RM38



RM8



RZ48


Article	Pieces	Type	Ord. no.	Price
WR mounting frame holder Required when installing WR mounting plates, WR mounting frames or modules on WR mounting frame; Required when installing two mounting plates, WR mounting frames, or mounting frames with modules next to each other (also order WR cross member RZT)	4	RZ1P4	2CPX045950R9999	
WR cross member Required when installing two mounting plates, WR mounting frames or two WR mounting frames with modules next to each other (also order the WR cross member RZ1P4)				
Cabinet depth 325 mm	2	RZT3P2	2CPX045952R9999	
Cabinet depth 425 mm	2	RZT4P2	2CPX045953R9999	
Cabinet depth 625 mm	2	RZT6P2	2CPX045954R9999	
Cabinet depth 825 mm	2	RZT8P2	2CPX045955R9999	
Mounting plate 2 mm galvanised sheet steel. To install the mounting plate completely at the rear of the cabinet, order the bracket set RZ48 instead of RZ1P4 Load carrying capacity 200 kg				
Overall height 8				
1 panel wide	1	RM18	2CPX045909R9999	
2 panel wide	1	RM28	2CPX045910R9999	
3 panel wide	1	RM38	2CPX045911R9999	
4 panel wide	1	RM48	2CPX045912R9999	
5 panel wide = RM28+RM38		-	-	
Overall height 10				
1 panel wide	1	RM110	2CPX045913R9999	
2 panel wide	1	RM210	2CPX045914R9999	
3 panel wide	1	RM310	2CPX045915R9999	
4 panel wide	1	RM410	2CPX045916R9999	
5 panel wide = RM210+RM310		-	-	
Intermediate mounting plate For installing mounting plates over several cabinets next to each other				
Overall height 8	1	RM8	2CPX045918R9999	
Overall height 10	1	RM10	2CPX045919R9999	
Accessories for mounting plates				
Bracket set Required to fit the mounting plate in the rear of the cabinet	1	RZ48	2CPX046100R9999	

TriLine® Switchgear cabinets

Touch guards / Mounting frames / Installation sets



RB38



WR38



WNF3



RNF3

Article	Pieces	Type	Ord. no.	Price
Touch guard				
Required when installing distribution board panels/combination sets, meter panels, or modules				
Overall height 8				
1 panel wide	1	RB18	2CPX045930R9999	
2 panel wide	1	RB28	2CPX045931R9999	
3 panel wide	1	RB38	2CPX045932R9999	
4 panel wide	1	RB48	2CPX045933R9999	
5 panel wide	1	RB58	2CPX045934R9999	
Overall height 10				
1 panel wide	1	RB110	2CPX045935R9999	
2 panel wide	1	RB210	2CPX045936R9999	
3 panel wide	1	RB310	2CPX045937R9999	
4 panel wide	1	RB410	2CPX045938R9999	
5 panel wide	1	RB510	2CPX045939R9999	
Mounting frame				
Required for free assembly on the WR mounting frame				
Required when installing EDF installation set WNF (cabinet depth 425 mm or more)				
Required when assembling modules on the WR mounting frame				
Overall height 8				
1 panel wide	1	WR18	2CPX034801R9999	
2 panel wide	1	WR28	2CPX034802R9999	
3 panel wide	1	WR38	2CPX034803R9999	
4 panel wide	1	WR48	2CPX034804R9999	
5 panel wide = WR28+WR38		-	-	
Overall height 10				
1 panel wide	1	WR110	2CPX045234R9999	
2 panel wide	1	WR210	2CPX045235R9999	
3 panel wide	1	WR310	2CPX045236R9999	
4 panel wide	1	WR410	2CPX045237R9999	
5 panel wide = WR210+WR310		-	-	
EDF installation set				
Required when installing distribution board panels, combination sets, meter panels or modules on the EDF mounting frame on the WR mounting frame				
1 panel wide	1	WNF1	2CPX045961R9999	
2 panel wide	1	WNF2	2CPX045962R9999	
3 panel wide	1	WNF3	2CPX045963R9999	
4 panel wide	1	WNF4	2CPX045964R9999	
5 panel wide = WNF2+WNF3		-	-	
EDF installation set				
Required when fitting universal cross members and profiles				
Required when installing distribution board panels, combination sets, meter panels, or modules on the EDF mounting frame				
1 panel wide	1	RNF1	2CPX045956R9999	
2 panel wide	1	RNF2	2CPX045957R9999	
3 panel wide	1	RNF3	2CPX045958R9999	
4 panel wide	1	RNF4	2CPX045959R9999	
5 panel wide	1	RNF5	2CPX045960R9999	

TriLine® Switchgear cabinets

Lock replacement parts



ZH222



ZH130

5



Zh160



ZH221



ZH132



ZH134



ZH137



ZH157



ZH162



ZH165



ZH91

Article	Pieces	Type	Ord. no.	Price
Latch plate * For double bit operating pin, 3 mm (standard) and 5 mm	1	ZH220	2CPX045700R9999	
Operating pin Double bit 3 mm* Double bit 5 mm	1 1	ZH130 ZH131	2CPX060490R9999 2CPX060491R9999	
Operating keys Double bit 3 mm* Double bit 5 mm	1 1	ZH160 ZH161	2CPX060660R9999 2CPX060661R9999	
Latch plate For triangular and square operating pins and for Daimler-Benz insert	1	ZH221	2CPX045701R9999	
Operating pin Triangular 7 mm Triangular 8 mm Square 6 mm Square 7 mm Square 8 mm Daimler-Benz insert	1 1 1 1 1 1	ZH132 ZH133 ZH134 ZH135 ZH136 ZH137	2CPX060492R9999 2CPX060493R9999 2CPX060494R9999 2CPX060495R9999 2CPX060496R9999 2CPX060497R9999	
Operating keys Triangular 7 mm Triangular 8 mm Square 6 mm Square 7 mm Square 8 mm Daimler-Benz insert	1 1 1 1 1 1	ZH157 ZH158 ZH162 ZH163 ZH164 ZH165	2CPX060657R9999 2CPX060658R9999 2CPX060662R9999 2CPX060663R9999 2CPX060664R9999 2CPX060665R9999	
Universal key Double-bit 3 mm/5 mm, triangular 8 mm Square 6 mm/8 mm	1	ZH91	2CPX066091R9999	

*Included in the scope of delivery

TriLine® Switchgear cabinets

Lock replacement parts



ZH222



ZH138



ZH139



ZH140



ZH141



ZH223



ZH142



RZ8P4



RZ9P4



RZ54P2



RZ34P4



ZH150



RZ10P2

Article	Pieces	Type	Ord. no.	Price
Latch plate for T-handle and latch handle	1	ZH222	2CPX045702R9999	
T-handle Without lock	1	ZH138	2CPX060498R9999	
With lock	1	ZH139	2CPX060499R9999	
Latch handle Without lock	1	ZH140	2CPX060500R9999	
With lock	1	ZH141	2CPX060501R9999	
Swivel handle For semi-cylinder 40 mm (30/10) with lead sealable cap	1	ZH223	2CPX045703R9999	
Dummy insert (instead of semi-cylinder)	1	ZH142	2CPX060502R9999	
Door replacement parts				
Hinge Door opening angle 135° with fastening material	4	RZ8P4	2CPX045992R9999	
Hinge for standard doors Door opening angle 180° (when using ZH223 on cabinet rows, the hinging must alternate left and right) with fastening material (on cabinets 4 and 5 panel wide 2 x RZ9P4 are required)	4	RZ9P4	2CPX045993R9999	
Hinge for sectional doors Door opening angle 180° with fastening material	2	RZ54P2	2CPX046165R9999	
Hinge pins Can also be used for connecting cabinets during assembly in the workshop	4	RZ34P4	2CPX046009R9999	
Espagnolette guide For lock rod	1	ZH150	2CPX060650R9999	
Rubber seal For double-wing doors	2	RZ10P2	2CPX045994R9999	

TriLine® Switchgear cabinets

Flanges




ZW51




ZW52




ZW53




ZW54



ZW456



RZ65



RZF12

Article	Pieces	Type	Ord. no.	Price
Closing flange	1	ZW51	2CPX039451R9999	
	10	ZW51P10	2CPX062466R9999	
Nipple flange	1	ZW52	2CPX039452R9999	
	10	ZW52P10	2CPX062467R9999	
Flange for M screw fittings 4 x M25 / M20, 12 x M20	1	ZW53	2CPX039453R9999	
	10	ZW53P10	2CPX062468R9999	
Microcellular rubber flange	1	ZW54	2CPX039454R9999	
	10	ZW54P10	2CPX062469R9999	
Flange with cable bushing				
2 cable bushings 14 - 68 mm	1	ZW455	2CPX039512R9999	
3 cable bushings 14 - 54 mm	1	ZW456	2CPX039513R9999	
Microcellular rubber sinusoidal flange For bottom plates RB... F (not for cabinet depth 325 mm)				
2 panel wide	1	RZ65	2CPX046225R9999	
3 panel wide	1	RZ66	2CPX046226R9999	
4 panel wide (2 part 493 mm + 493 mm)	1	ZW57	2CPX060122R9999	
5 panel wide (2 part 493 mm + 743 mm)	1	ZW58	2CPX060123R9999	
Aluminium flange plate With cable sleeves 14 - 68 mm For bottom plates RB... F (not for cabinet depth 325 mm)				
2 panels wide (4 cable bushings)	1	RZF12	2CPX046615R9999	
3 panel wide (6 cable bushings)	1	RZF13	2CPX046616R9999	
4 panel wide (8 cable bushings)	1	RZF14	2CPX046617R9999	
5 panel wide (10 cable bushings)	1	RZF15	2CPX046618R9999	

TriLine® Switchgear cabinets

Flanges



RZF10

RZF9



RZF19

RZF18



ZP55



ZP56



ZP57



ZP58

Article	Pieces	Type	Ord. no.	Price
Cable bushing				
Made of PVC for material thickness 2 - 3 mm				
14 - 54 mm	1	RZF9	2CPX046612R9999	
Hole diameter 68 mm				
14 - 68 mm	1	RZF10	2CPX046613R9999	
Hole diameter 75 mm				
Cable support sleeves				
For material thickness 2 - 3 mm				
10 - 34 mm	1	RZF18	2CPX046900R9999	
Hole diameter 40,5 mm				
18 - 54 mm	1	RZF19	2CPX046901R9999	
Hole diameter 63,5 mm				
Flanges				
Closing flange				
	1	ZP55	2CPX038536R9999	
	10	ZP55P10	2CPX062450R9999	
Flange for M-cable glands				
	1	ZP56	2CPX038534R9999	
1 x M 63/M 50,	10	ZP56P10	2CPX062451R9999	
2 x M 32/M 20				
Flange for M-cable glands				
	1	ZP57	2CPX038535R9999	
2 x M 32/M 20,	10	ZP57P10	2CPX062452R9999	
4 x M 25, 5 x M 20				
Membrane flange				
	1	ZP58	2CPX038538R9999	
	10	ZP58P10	2CPX062453R9999	

TriLine® Switchgear cabinets

System parts for installation sets




ZW61LR



ZW50



ZW41



RZ21



RZ31P2



RZ26

Article	Pieces	Type	Ord. no.	Price
System parts for EDF installation set WNF				
Bracket set for support rails 1 x left and 1 x right	1	ZW61LR	2CPX062455R9999	
Support rail, top or bottom				
1 panel wide	1	ZW50	2CPX039459R9999	
2 panel wide	1	ZW46	2CPX039446R9999	
3 panel wide	1	ZW47	2CPX039447R9999	
4 panel wide	1	ZW48	2CPX039448R9999	
Support rail, centre				
1 panel wide	1	ZW41	2CPX039441R9999	
2 panel wide	1	ZW42	2CPX039442R9999	
3 panel wide	1	ZW43	2CPX039443R9999	
4 panel wide	1	ZW44	2CPX039444R9999	
System parts for EDF installation set RNF				
Support rail, top or bottom				
1 panel wide	1	RZ21	2CPX045966R9999	
2 panel wide	1	RZ22	2CPX045967R9999	
3 panel wide	1	RZ23	2CPX045968R9999	
4 panel wide	1	RZ24	2CPX045969R9999	
5 panel wide	1	RZ25	2CPX045970R9999	
Bracket for centre support rail	1	RZ31P2	2CPX045987R9999	
Support rail, centre				
1 panel wide	1	RZ26	2CPX045971R9999	
2 panel wide	1	RZ27	2CPX045972R9999	
3 panel wide	1	RZ28	2CPX045973R9999	
4 panel wide	1	RZ29	2CPX045974R9999	
5 panel wide	1	RZ30	2CPX045975R9999	

TriLine® Switchgear cabinets

Universal cross members



RZUT3



RZULT3



RZ6P2



RZ12P20



RZ37P20

Article	Pieces	Type	Ord. no.	Price
Universal cross members for mounting between cabinet profiles*				
Depth universal cross member				
65 x 30 mm, grid spacing 25 mm, for knock-in nut M6				
Cabinet depth 325 mm	1	RZUT3	2CPX045976R9999	
Cabinet depth 425 mm	1	RZUT4	2CPX045977R9999	
Cabinet depth 625 mm	1	RZUT6	2CPX045978R9999	
Cabinet depth 825 mm	1	RZUT8	2CPX045979R9999	
Depth universal cross member				
65 x 30 mm, grid spacing 25 mm, for knock-in nut M6				
Cabinet width 1	1	RZUB1	2CPX045980R9999	
Cabinet width 2	1	RZUB2	2CPX045981R9999	
Cabinet width 3	1	RZUB3	2CPX045982R9999	
Cabinet width 4	1	RZUB4	2CPX045983R9999	
Cabinet width 5	1	RZUB5	2CPX045984R9999	
Height universal cross member				
65 x 30 mm, grid spacing 25 mm, for knock-in nut M6				
For cabinet height 8	1	RZUH8	2CPX045985R9999	
For cabinet height 10	1	RZUH10	2CPX045986R9999	
Depth universal cross member				
50 x 25 mm, with holes, grid spacing 12.5 mm				
Cabinet depth 325 mm	1	RZULT3	2CPX046054R9999	
Cabinet depth 425 mm	1	RZULT4	2CPX046055R9999	
Cabinet depth 625 mm	1	RZULT6	2CPX046056R9999	
Cabinet depth 825 mm	1	RZULT8	2CPX046057R9999	
Width universal cross member				
50 x 25 mm, with holes, grid spacing 12.5 mm				
Cabinet width 1	1	RZULB1	2CPX046058R9999	
Cabinet width 2	1	RZULB2	2CPX046059R9999	
Cabinet width 3	1	RZULB3	2CPX046060R9999	
Cabinet width 4	1	RZULB4	2CPX046061R9999	
Cabinet width 5	1	RZULB5	2CPX046062R9999	
Height universal cross member				
50 x 25 mm, with holes, grid spacing 12.5 mm				
For cabinet height 8	1	RZULH8	2CPX046063R9999	
For cabinet height 10	1	RZULH10	2CPX046064R9999	
Accessories for universal cross members				
Cross member holder				
For universal cross member 65 x 30 mm				
	2	RZ6P2	2CPX045990R9999	
	20	RZ6P20	2CPX046011R9999	
Hexalobular socket pan head thread rolling screw				
For mounting cross members to cabinet profiles M6 x 10 mm (Torx 30)				
	20	RZ12P20	2CPX046000R9999	
	500	RZ12P500	2CPX046001R9999	
Knock-in nut M6				
For universal cross member 65 x 30 mm and on the cabinet profiles				
	20	RZ37P20	2CPX046014R9999	

*For universal cross-member installation options, see page 5/74

TriLine® Switchgear cabinets

Mounting brackets



RZ7P2



RZ39P2



RZ40P2



RZ41P2



RZ42



RZ43



RZ44P4



RZ46



RZ12P20



ZX661P10

Article	Pieces	Type	Ord. no.	Price
Mounting bracket for universal cross member 65 x 30 mm a. 50 x 25 mm For mounting of universal cross members between the cabinet profiles	2	RZ7P2	2CPX045991R9999	
	20	RZ7P20	2CPX046012R9999	
Mounting bracket for universal cross member 50 x 25 mm For mounting through 90°	2	RZ39P2	2CPX046017R9999	
	20	RZ39P20	2CPX046018R9999	
Mounting bracket for universal cross members 50 x 25 mm for flat assembly	2	RZ40P2	2CPX046019R9999	
	20	RZ40P20	2CPX046020R9999	
Mounting bracket for universal cross members 65 x 30 mm a. 50 x 25 mm For stepless positioning, for mounting universal cross members between the cabinet profiles	2	RZ41P2	2CPX046065R9999	
	20	RZ41P20	2CPX046066R9999	
Mounting bracket For busbar holders ZX640 and ZX641 (also for mounting on the cabinet profile)	1	RZ42	2CPX046067R9999	
Mounting bracket For busbar holder ZX 522	1	RZ43	2CPX046069R9999	
Mounting bracket for universal cross member 50 x 25 mm For universal cross members 50 x 25 mm for circuit breaker securing	4	RZ44P4	2CPX046071R9999	
Mounting bracket For mounting PE/PEN rails in the vertical connection area	1	RZ46	2CPX046075R9999	
Accessories for universal cross members 50 x 25 mm				
Raised screw For mounting cross members to cabinet profiles M6 x 10 mm (Torx 30)	20	RZ12P20	2CPX046000R9999	
	500	RZ12P500	2CPX046001R9999	
Sliding nuts				
M5 10 pcs.	10	ZX662P10	2CPX046249R9999	
M6 10 pcs.	10	ZX658P10	2CPX046095R9999	
M8 10 pcs.	10	ZX659P10	2CPX046096R9999	
M10 10 pcs.	10	ZX660P10	2CPX046097R9999	
M12 10 pcs.	10	ZX661P10	2CPX046098R9999	

TriLine® Switchgear cabinets


Profile rails




RZB11




RZBA11



RZT33



RZB13



RZBA13



RZT310



RZB110

Article	Pieces	Type	Ord. no.	Price
Profile rails*				
Width profile rail no. 1				
25 x 14 mm for mounting between cabinet profiles				
Cabinet width 1	1	RZB11	2CPX046021R9999	
Cabinet width 2	1	RZB21	2CPX046022R9999	
Cabinet width 3	1	RZB31	2CPX046023R9999	
Cabinet width 4	1	RZB41	2CPX046024R9999	
Cabinet width 5	1	RZB51	2CPX046025R9999	
Width profile rail no. 1				
25 x 14 mm for mounting fitted on cabinet profiles				
Cabinet width 1	1	RZBA11	2CPX046102R9999	
Cabinet width 2	1	RZBA21	2CPX046103R9999	
Cabinet width 3	1	RZBA31	2CPX046104R9999	
Cabinet width 4	1	RZBA41	2CPX046105R9999	
Cabinet width 5	1	RZBA51	2CPX046106R9999	
Depth profile rail no. 3				
32 x 25 mm for mounting between cabinet profiles				
Cabinet depth 325 mm	1	RZT33	2CPX046026R9999	
Cabinet depth 425 mm	1	RZT43	2CPX046027R9999	
Cabinet depth 625 mm	1	RZT63	2CPX046028R9999	
Cabinet depth 825 mm	1	RZT83	2CPX046029R9999	
Width profile rail no. 3				
32 x 25 mm for mounting between cabinet profiles				
Cabinet width 1	1	RZB13	2CPX046030R9999	
Cabinet width 2	1	RZB23	2CPX046031R9999	
Cabinet width 3	1	RZB33	2CPX046032R9999	
Cabinet width 4	1	RZB43	2CPX046033R9999	
Cabinet width 5	1	RZB53	2CPX046034R9999	
Width profile rail no. 3,				
32 x 25 mm for mounting fitted on cabinet profiles				
Cabinet width 1	1	RZBA13	2CPX046107R9999	
Cabinet width 2	1	RZBA23	2CPX046108R9999	
Cabinet width 3	1	RZBA33	2CPX046109R9999	
Cabinet width 4	1	RZBA43	2CPX046110R9999	
Cabinet width 5	1	RZBA53	2CPX046111R9999	
Depth profile rail no. 10				
35 x 19 mm for mounting between cabinet profiles				
Cabinet depth 325 mm	1	RZT310	2CPX046035R9999	
Cabinet depth 425 mm	1	RZT410	2CPX046036R9999	
Cabinet depth 625 mm	1	RZT610	2CPX046037R9999	
Cabinet depth 825 mm	1	RZT810	2CPX046038R9999	
Width profile rail no. 10				
35 x 19 mm for mounting between cabinet profiles				
Cabinet width 1	1	RZB110	2CPX046039R9999	
Cabinet width 2	1	RZB210	2CPX046040R9999	
Cabinet width 3	1	RZB310	2CPX046041R9999	
Cabinet width 4	1	RZB410	2CPX046042R9999	
Cabinet width 5	1	RZB510	2CPX046043R9999	

*For profile rail installation options, see page 5/75

TriLine® Switchgear cabinets

Profile rails

5




RZTA310




RZBA110



XZ301



XZ302



XZ303



XZ310

Article	Pieces	Type	Ord. no.	Price
Profile rails*				
Depth profile rail no. 10				
35 x 19 mm for mounting fitted on cabinet profiles				
Cabinet depth 325 mm	1	RZTA310	2CPX046045R9999	
Cabinet depth 425 mm	1	RZTA410	2CPX046046R9999	
Cabinet depth 625 mm	1	RZTA610	2CPX046047R9999	
Cabinet depth 825 mm	1	RZTA810	2CPX046048R9999	
Width profile rail no. 1				
35 x 19 mm for mounting fitted on cabinet profiles				
Cabinet width 1	1	RZBA110	2CPX046049R9999	
Cabinet width 2	1	RZBA210	2CPX046050R9999	
Cabinet width 3	1	RZBA310	2CPX046051R9999	
Cabinet width 4	1	RZBA410	2CPX046052R9999	
Cabinet width 5	1	RZBA510	2CPX046053R9999	
By the metre, 6 m supply length				
Profile rail no. 1	1	XZ301	2CPX060601R9999	
25 x 14 mm				
Profile rail no. 2	1	XZ302	2CPX060602R9999	
25 x 20 mm				
Profile rail no. 3	1	XZ303	2CPX060603R9999	
32 x 25 mm				
Profile rail no. 10	1	XZ310	2CPX060610R9999	
35 x 19 mm				

*For assembly options profile rails, see page 5/75

TriLine® Switchgear cabinets

Accessories for profile rails



RZ7P2



RZ12P20



ZX221P2



ZX222P2



ZX226P10



ZX231P10



ZX248P10



ZX252P10



ZX262P10

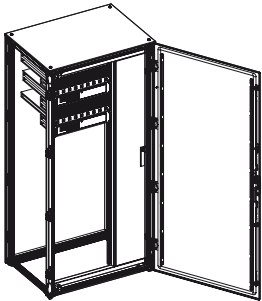
Article	Pieces	Type	Ord. no.	Price
Accessories for profile rails				
Mounting bracket For mounting profile rails between cabinet profiles	2	RZ7P2	2CPX045991R9999	
	20	RZ7P20	2CPX046012R9999	
Hexalobular socket pan head thread rolling screw For mounting profile rails to cabinet profiles M6 x 10 mm (Torx 30)	20	RZ12P20	2CPX046000R9999	
	500	RZ12P500	2CPX046001R9999	
Mounting bracket light For profile no.1 Fastening hole 8.5 mm	2	ZX221P2	2CPX062492R9999	
	40	ZX221P40	2CPX062557R9999	
Mounting bracket heavy For profile no. 1 and 3 Fastening hole 8.5 mm	2	ZX222P2	2CPX062493R9999	
	40	ZX222P40	2CPX062558R9999	
Sliding nuts for profile no. 1				
20 x 20 x 4 mm - M3	10	ZX226P10	2CPX062494R9999	
20 x 20 x 4 mm - M4	10	ZX227P10	2CPX062495R9999	
20 x 20 x 4 mm - M5	10	ZX228P10	2CPX062496R9999	
20 x 20 x 4 mm - M6	10	ZX229P10	2CPX062497R9999	
20 x 20 x 4 mm - M8	10	ZX230P10	2CPX062498R9999	
Sliding nuts for profile no. 3				
25 x 25 x 8 mm - M5	10	ZX235P10	2CPX062639R9999	
25 x 25 x 8 mm - M6	10	ZX231P10	2CPX062499R9999	
25 x 25 x 8 mm - M8	10	ZX232P10	2CPX062500R9999	
25 x 25 x 10 mm - M10	10	ZX233P10	2CPX062501R9999	
25 x 25 x 10 mm - M12	10	ZX234P10	2CPX062502R9999	
Insertion nuts for profile no. 1				
20 x 14 x 4 mm - M5	10	ZX248P10	2CPX062509R9999	
20 x 14 x 4 mm - M6	10	ZX249P10	2CPX062510R9999	
20 x 14 x 4 mm - M8	10	ZX250P10	2CPX062511R9999	
Insertion nuts for profile no. 3				
24 x 16 x 4 mm - M6	10	ZX252P10	2CPX062512R9999	
25 x 16 x 6 mm - M8	10	ZX254P10	2CPX062513R9999	
25 x 16 x 6 mm - M10	10	ZX255P10	2CPX062514R9999	
Hexagon socket head cap screws				
M8 x 12 mm	10	ZX262P10	2CPX062519R9999	
M8 x 16 mm	10	ZX263P10	2CPX062520R9999	
M8 x 20 mm	10	ZX264P10	2CPX062521R9999	
M8 x 30 mm	10	ZX265P10	2CPX062522R9999	

*For profile rail installation options, see page 5/75

TriLine® Switchgear cabinets

Swivel frame for 19" racks

Cabinet 3 panel wide
Overall height 8 + 10



The swivel frames are designed for installation in cabinets 3 panel wide and are suitable for mounting 19" racks. Equipment of depths up to 450 mm can also be installed using the side panel. For 425 mm deep cabinets, the maximum mounting depth is 305 mm. Can be used with cabinets of a depth of 425 mm or above.

The ordering unit comprises: Swivel frame with side panel intended for mounting 19" equipment, hinges on the top and bottom, along with fastening material, end stop and contact roller.

5



RZSR38



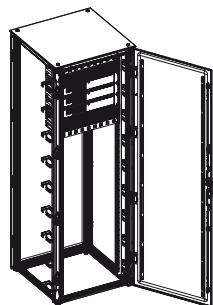
ZX297P10

Article	Pieces	Type	Ord. no.	Price
Swivel frame for 19" racks				
Overall height 8 (1800 mm) Frame height (L) 1765 Rack units (RU) 38	1	RZSR38	2CPX046401R9999	
Overall height 10 (2100 mm) Frame height (L) 2065 Rack units (RU) 44	1	RZSR310	2CPX046402R9999	
Captive nuts M6 for 19" vertical profile				
	10	ZX297P10	2CPX062541R9999	

TriLine® Switchgear cabinets

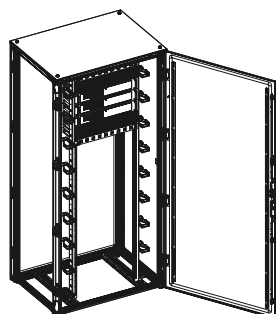
Installation set for 19" racks

Cabinet 2 panel wide
Overall height 8 + 10



19" vertical profile mounted
directly on the cabinet profile.

Cabinet 3 to 5 panels wide
Overall height 8 + 10



19" vertical profile mounted on four
depth universal cross members RZUT 4,
6, 8 (depending on the cabinet depth) in
connection with cross member holders
RZ6P2.

The installation set can be used to expand a 2 panel wide TriLine® into a 19" equipment. The 19" installation sets can also be easily installed in all other wider cabinets using universal cross members from the standard accessory range. Support brackets can be screwed into the rear of the cabinet to support the equipment. Installation set for equipment comprising: two 19" vertical profiles RZV8P2 or RZV10P2 (overall height of 8 or 10)




RZVR8P2



RZ171LR



ZX297P10



RZUT4



RZ6P2



ED44P10



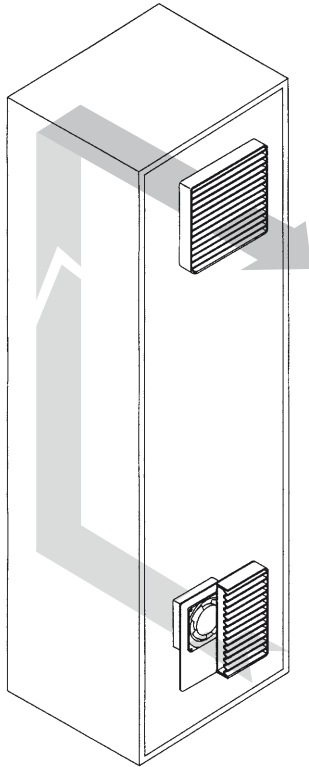
ED45P10

Article	Pieces	Type	Ord. no.	Price
Installation set for 19" racks				
With fastening material, 2 pcs				
Overall height 8	1	RZVR8P2	2CPX046403R9999	
Overall height 10	1	RZVR10P2	2CPX046404R9999	
Support bracket				
With fastening material 1 x left + 1 x right, 300 mm deep, weight load max. 50 kg	1	RZ171LR	2CPX046469R9999	
Captive nuts M6 for 19. vertical profile				
	10	ZX297P10	2CPX062541R9999	
Depth universal cross member 65 x 30 mm				
Grid spacing 25 mm, 4 required per cabinet				
For cabinet depth 4	1	RZUT4	2CPX045977R9999	
For cabinet depth 6	1	RZUT6	2CPX045978R9999	
For cabinet depth 8	1	RZUT8	2CPX045979R9999	
Cross member holder				
One RZ6P2 required per cross member	2	RZ6P2	2CPX045990R9999	
	20	RZ6P20	2CPX046011R9999	
Wire holder				
Depth 28.5 mm, for fixing on the 19" vertical profile	10	ED44P10	2CPX062335R9999	
	50	ED44P50	2CPX062308R9999	
Depth 55 mm, for fixing on the 19" vertical profile	10	ED45P10	2CPX062336R9999	
	50	ED45P50	2CPX062310R9999	

TriLine® Switchgear cabinets

Filter fans, applications and function

5



The electric equipment incorporated in a switchgear cabinet, such as power converters, transformers, inductance coils, contactors and relays, etc. transmit the heat generated into the surrounding air. If this heat loss is not dissipated, it may cause the interior temperature to exceed the temperature permissible for electrical equipment. Electronic components are particularly at risk. The heat generated must therefore be effectively dissipated to avoid malfunction and consequent down times.

A forced ventilation with the appropriate filters would be useful here. The cooler ambient air is sucked in by a fan from the bottom of the switchgear cabinet, simultaneously filtered, and then blown into the switchgear cabinet. Here, it absorbs the lost heat and is expelled as hot air through an exhaust filter in the upper section of the switchgear cabinet. At the same time, excess pressure forms in the cabinet that prevents dust particles from entering the cabinet.

Filter material

DIN-tested filter mats are used in the filter fans and exhaust filters that are thermally bonded. Flammability conforms to DIN 53438, class F1. Soiled filter mats can be cleaned by rinsing with water. The mats can also be beaten clean or blown out using compressed air.

Cabinets

Made of heat resistant ABS plastic (-35°C up to +85°C selfextinguishing according to UL 94 VO) creep resistance 3, colour: RAL 7035 (light grey).

Degree of protection

The filter fans comply with the applicable VDE provisions. Touch guard according to EN 294. Protection against foreign bodies and water: IP 54 according to EN 60529.

Filter fan selection

The air flow rate (volume flow) required by the filter fan is dependent upon the total power loss and the temperature difference ΔT between the permissible interior temperature and the ambient temperature.

The following formula applies:
$$V(\text{m}^3/\text{h}) = \frac{3,1 \cdot P(\text{W})}{\Delta T (\text{K})}$$

$V =$ required volume flow (m³/h)

$P =$ power loss in Watts (W)

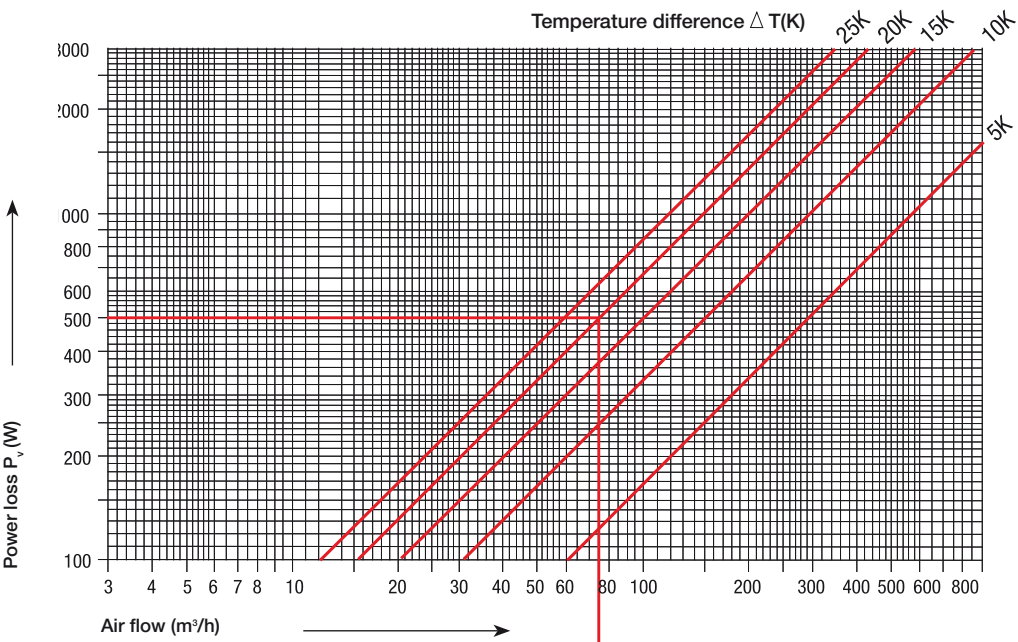
$\Delta T =$ temperature difference between interior and ambient temperature in Kelvin

3.1 = constant numerical value of diverse air-related data

Air flows (m³/h) for a power loss of up to 3000 W and temperature differences (T) of 5-25 K can be derived from the selection chart. It is advisable to add a 15 % reserve so as to allow for soiled filter mats or extreme conditions. The specified air volumes of the individual filter fans are rated according to DIN 24163. The tolerance is $\pm 5\%$ for an air density of 1.2 kg/m³.

TriLine® Switchgear cabinets

Filter fan selection chart




Example
Power loss 500 W
Temperature difference 20 K
Filter fan RZF300 + RZA300

RZF100	15*25
RZF200	40*58
RZF300	90*115
RZF400	195*250

- Filter fan with exhaust filter
- Filter fan (free flow)

TriLine® Switchgear cabinets


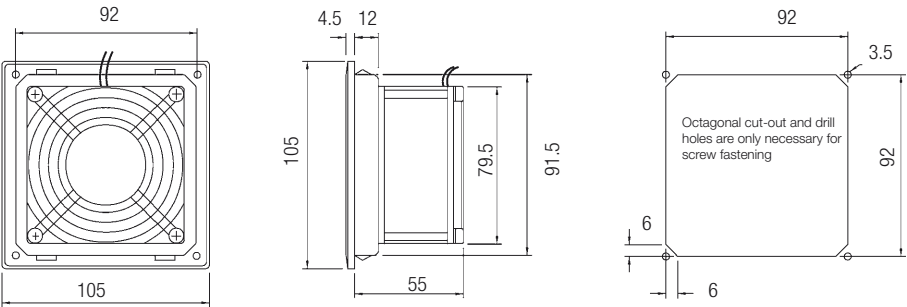
Filter fans



RZF100

Article	Pieces	Type	Ord. no.	Price
Filter fan	1	RZF100	2CPX046474R9999	

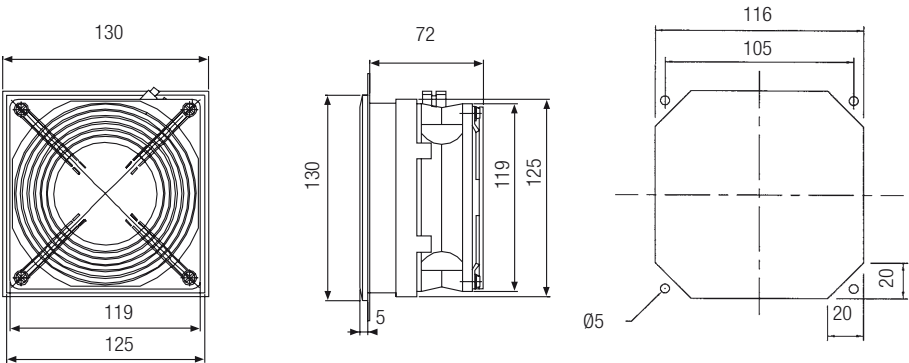
Technical specifications RZF100				
Operating voltage	230 V			
	50/60 Hz			
Current consumption	70 mA			
Power consumption	12 W			
Speed	2700 min-1			
Temperature range	-10°C...+55°C			
Service life	37.500 h			
Noise level	30 dB (A)			
Certification for motor	CE, UL, CSA			
Air flow rate (free flow)	25 m³/h			
Air flow rate with 1 exhaust filter RZA100	15 m³/h			



RZF200

Article	Pieces	Type	Ord. no.	Price
Filter fan	1	RZF200	2CPX046475R9999	

Technical specifications RZF200				
Operating voltage	230 V			
	50/60 Hz			
Current consumption	0.11 A			
Power consumption	19 W			
Speed	2650 min-1			
Temperature range	-10°C...+55°C			
Service life	27.500 h			
Noise level	42 dB (A)			
Certification for motor	CE, UL, CSA			
Air flow rate (free flow)	58 m³/h			
Air flow rate with 1 exhaust filter RZA200	40 m³/h			



> For exhaust filters, see page 5/48
 > For thermostats, see page 5/49
 > Dimensions in mm

TriLine® Switchgear cabinets

Filter fans

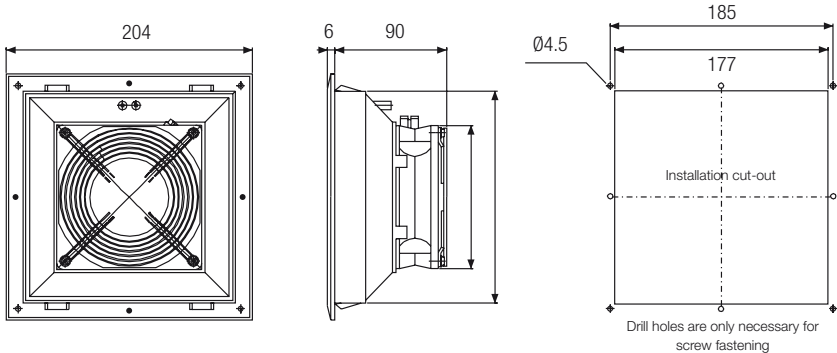


RZF300

Article	Pieces	Type	Ord. no.	Price
Filter fan	1	RZF300	2CPX046476R9999	

Technical specifications RZF300

Operating voltage	230 V
	50/60 Hz
Current consumption	0.11 A
Power consumption	19 W
Speed	2650 min-1
Temperature range	-10°C...+55°C
service life,	27.500 h
Noise level	51 dB (A)
Certification for motor	CE, UL, CSA
Air flow rate (free flow)	115 m³/h
Air volume with 1 exhaust filter RZA300	90 m³/h

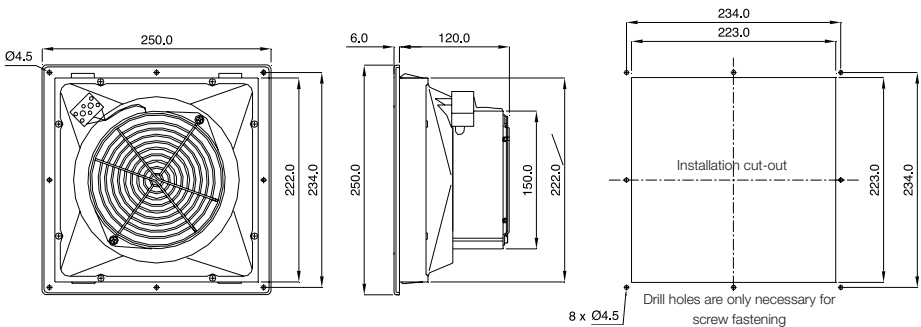


RZF400

Article	Pieces	Type	Ord. no.	Price
Filter fan	1	RZF400	2CPX046477R9999	

Technical specifications RZF400

Operating voltage	230 V
	50/60 Hz
Current consumption	0.3 A
Power consumption	45 W
Speed	2760 min-1
Temperature range	-10°C...+55°C
service life,	40.000 h
Noise level	52 dB (A)
Certification for motor	CE, UL, CSA
Air flow rate (free flow)	250 m³/h
Air flow rate with 1 exhaust filter RZA400	195 m³/h



- > For exhaust filters, see page 5/48
- > For thermostats, see page 5/49
- > Dimensions in mm


TriLine® Switchgear cabinets

Exhaust filters

Exhaust filters are normally installed in conjunction with filter fans and are preferably fitted in the upper section of the switchgear cabinet. Where possible, a diagonal air flow should be generated. Whether one or two fans are to be fitted depends upon the airflow calculations and prevailing conditions. Material and degree of protection match those of the filter fans.

These exhaust filters have the same quick mounting system as the RZF series filter fans. They are snapped into the cut-out from the outside. Fixing holes are only necessary for screw fastening.

5



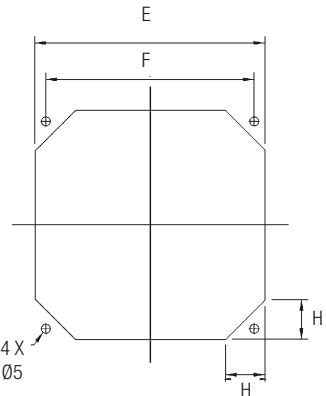
RZA100

Article	Pieces	Type	Ord. no.	Price
Exhaust filter	1	RZA100	2CPX046470R9999	
	1	RZA200	2CPX046471R9999	
	1	RZA300	2CPX046472R9999	
	1	RZA400	2CPX046473R9999	

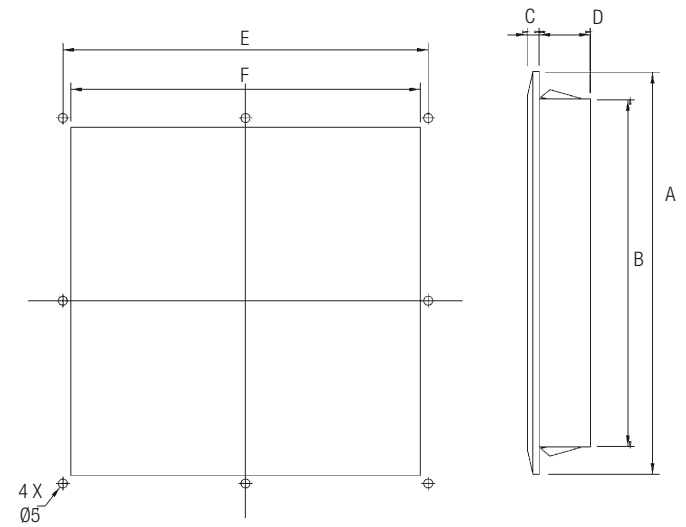
Exhaust filter	A	B	C	D	E	F	G	H
RZA100	105	91.5	4.5	12	92	92	3.5	6
RZA200	130	115	5	24	116	105	4.5	20
RZA300	204	176	6	26	177	185	4.5	-
RZA400	250	222	6	32	223	234	4.5	-

RZA100 + RZA200

Octagonal cut-out and drill holes are only necessary for screw fastening



RZA300 + RZA400



> Dimensions in mm

TriLine® Switchgear cabinets

Thermostats

- For protecting electronic equipment against heat, cold and moisture of the communication systems.
- For switching fans, heaters or cooling units, or functions as a signal contact
- Sufficient space for future communication devices
- Connection via screw terminals
- For mounting on 35 mm DIN rail

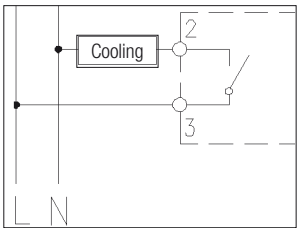
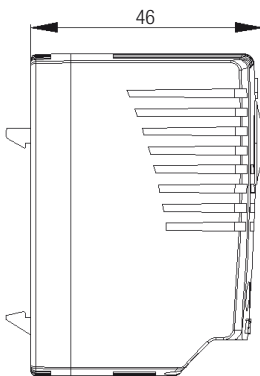
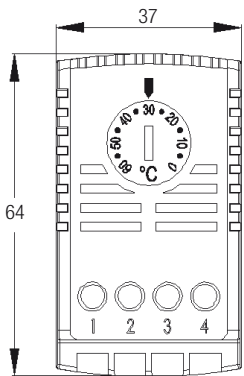


RZT60

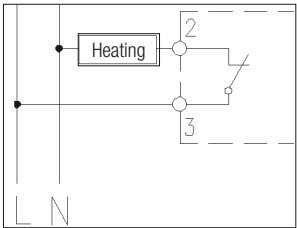
Article	Pieces	Type	Ord. no.	Price
Bimetallic thermostat (NO contact)	1	RZTS60	2CPX046478R9999	
Bimetallic thermostat (NC contact)	1	RZTO60	2CPX046479R9999	

5

Type	CONTACT	Adjustment range	Switching difference	Sensor element
RZTS60	NO contact	0-60°C	4-7 K	Bimetal
RZTO60	NC contact	0-60°C	4-7 K	Bimetal



Circuit diagram RZTS60 (closer)




Circuit diagram RZTO60 (opener)

> Dimensions in mm

TriLine® Switchgear cabinets

Cabinet heating

5



Application and function

Temperature variations inside switchgear cabinets and housings can lead to the condensation of water and consequently to malfunctions and corrosion. Through the use of switchgear cabinet heating, temperature variations can be reduced and the condensation of water can be prevented. The heaters are equipped with a PTC heating element and are self-regulating, operate without temperature control and have a thermal output that varies only little over a wide voltage range. Optimum heat dissipation is achieved through profiled aluminium housings with small dimensions.

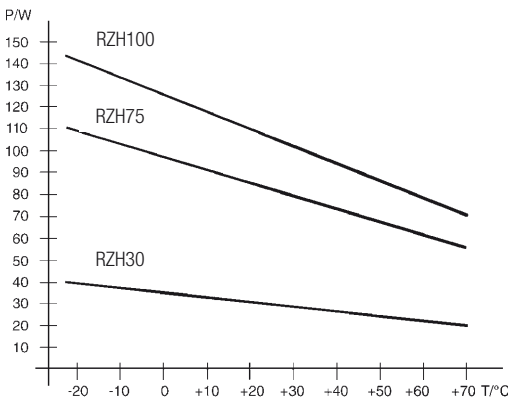
Electrical connection

Heater RZH30 is supplied with a 300 mm connecting cable and heaters RZH75 and RZH100 have a connection terminal for direct connection to the power supply. All heater types equipped with PTC heating elements operate with both AC and DC voltages and are available for a voltage range of 110 to 240 V. Due to the PTC characteristics of the heaters, a slow fuse is required that is designed for at least double the rated current of the heater. Thermostats, which are available as accessories, can be used to control or monitor the heaters.

Mounting and fastening

For best efficacy, the heater should be mounted vertically in the lower section of the switchgear cabinet, with the connection terminal facing downward. With larger installations, a better heat distribution is achieved by fitting several small heaters. All heaters have snap fasteners that allow for fast attachment to 33 mm DIN rails. In order not to impair convection, a minimum distance of 50 mm from adjacent devices is to be maintained at the top and at the bottom. The minimum distance to be maintained from the side is 20 mm, or 40 mm with thermoplastic materials.

Switchgear cabinet heating performance against ambient temperature



RZH30

Article	Pieces	Type	Ord. no.	Price
PTC heating element	1	RZH30	2CPX046480R9999	
	1	RZH75	2CPX046481R9999	
	1	RZH100	2CPX046482R9999	

Type	Design	Thermal output at 20°C	Voltage	Dimensions (L x W x H)
RZH30	PTC heating element with connection terminals	30 W	110 V - 240 V AC/DC	120 x 30 x 60 mm
RZH75		75 W		155 x 80 x 80 mm
RZH100		100 W		155 x 80 x 80 mm

> Dimensions in mm

TriLine® Switchgear cabinets

Switchgear cabinet lighting

- For TriLine-R switchgear cabinets (can only be installed without a touch guard)
- The switchgear cabinet lighting is packaged with covers, ready for installation.
- RAL 7035 powder-coated
- With on and off switch
- With 16 A socket
- With a two-sided, 3-pole isolated plug-in contact (can be loaded with 4 A)
- With a 3-pole power supply unit that can be looped through to create illuminated sections



RZB1



RZB7

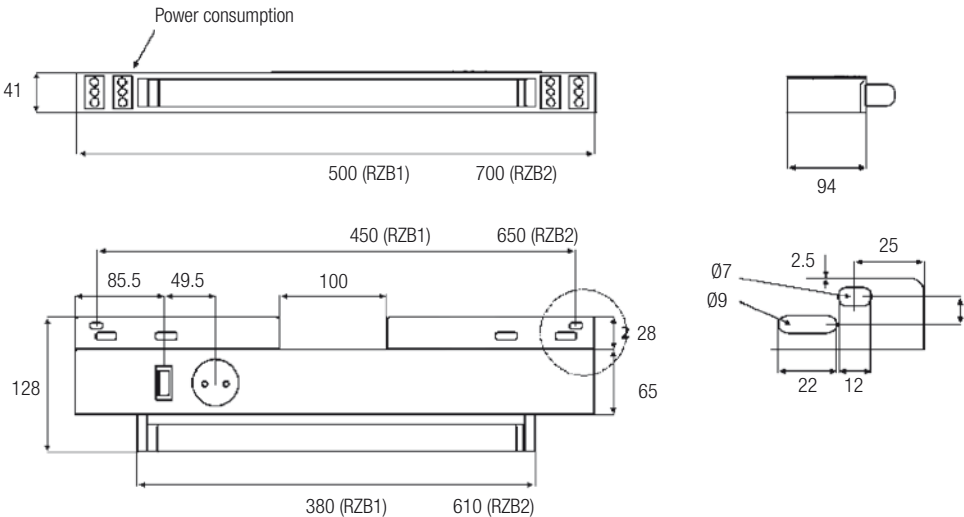


RZB8



RZB9

Article	Pieces	Type	Ord. no.	Price
Switchgear cabinet lighting				
without door limit switch				
14 W without door limit switch	1	RZB1	2CPX046483R9999	
18 W without door limit switch	1	RZB2	2CPX046484R9999	
3 m mains cable, socket on one end				
	1	RZB7	2CPX046485R9999	
Connecting cable				
0.6 m, plug and socket	1	RZB8	2CPX046486R9999	
Door limit switch				
0.6 m, plug and socket		RZB9	2CPX046487R9999	

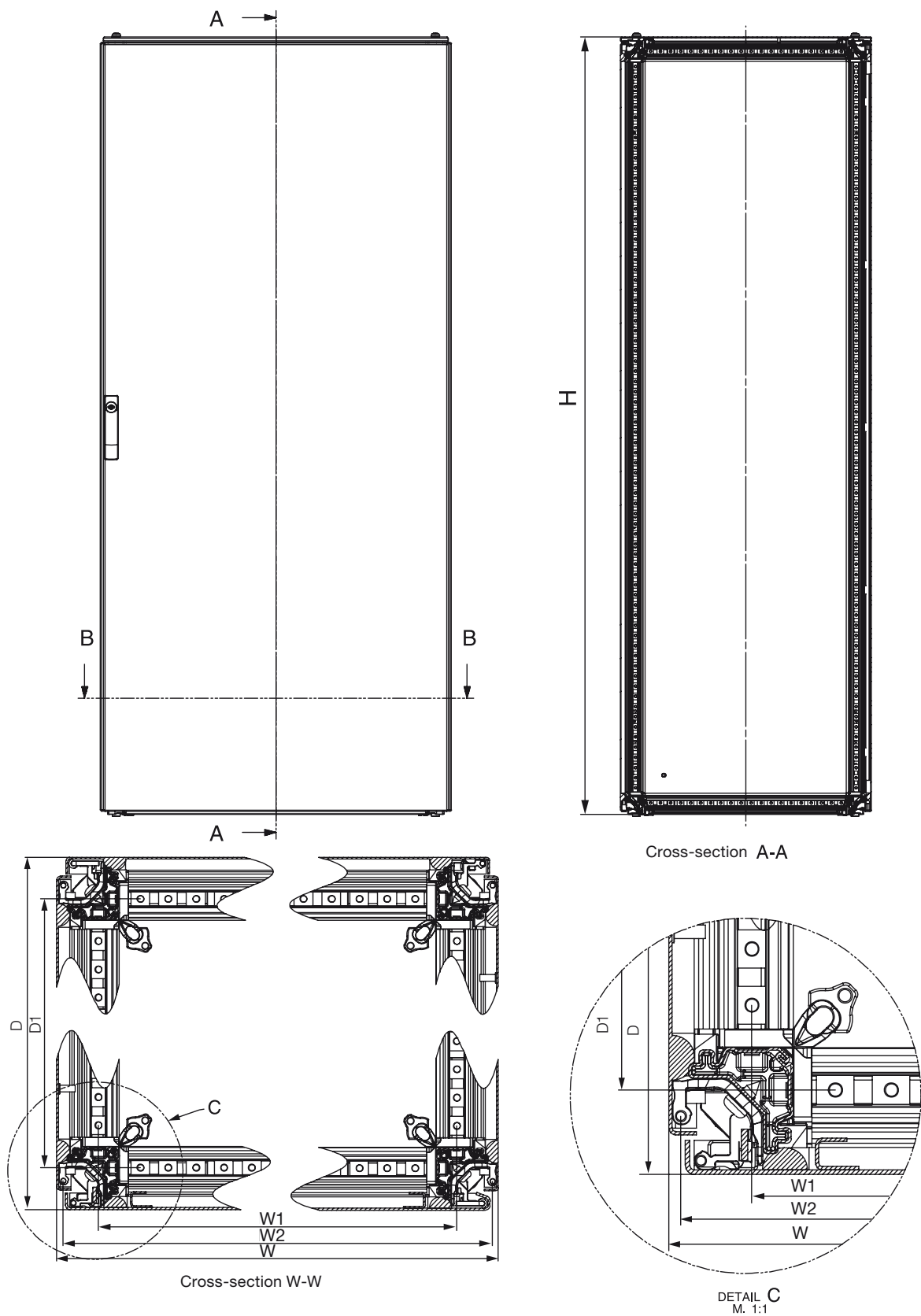


> Dimensions in mm

TriLine® Switchgear cabinets

Switchgear cabinet type R: Dimensions, weight, power loss

5



> Dimensions in mm

TriLine® Switchgear cabinets

Switchgear cabinet type R: Dimensions, weights, power losses

Type	H	B	W1	W2	D	D1	Power loss in Watts $\Delta t_{1,0}$ 20K	Weight in kg
1/8R3	1913	374	300	364	325	250	95.90	56.80
2/8R3	1913	624	550	614	325	250	151.30	72.80
3/8R3	1913	874	800	864	325	250	197.80	89.20
4/8R3	1913	1124	1050	1114	325	250	239.60	110.60
5/8R3	1913	1374	1300	1364	325	250	280.60	127.20
1/8R4	1913	374	300	364	425	350	108.30	59.20
2/8R4	1913	624	550	614	425	350	163.10	74.20
3/8R4	1913	874	800	864	425	350	204.40	90.60
4/8R4	1913	1124	1050	1114	425	350	257.30	113.80
5/8R4	1913	1374	1300	1364	425	350	298.40	130.00
1/8R6	1913	374	300	364	625	550	153.90	60.30
2/8R6	1913	624	550	614	625	550	217.50	77.80
3/8R6	1913	874	800	864	625	550	269.00	93.00
4/8R6	1913	1124	1050	1114	625	550	318.40	118.20
5/8R6	1913	1374	1300	1364	625	550	370.20	135.80
2/8R8	1913	624	550	614	825	750	262.50	80.00
3/8R8	1913	874	800	864	825	750	319.90	97.80
4/8R8	1913	1124	1050	1114	825	750	376.30	125.00
5/8R8	1913	1374	1300	1364	825	750	433.00	140.70

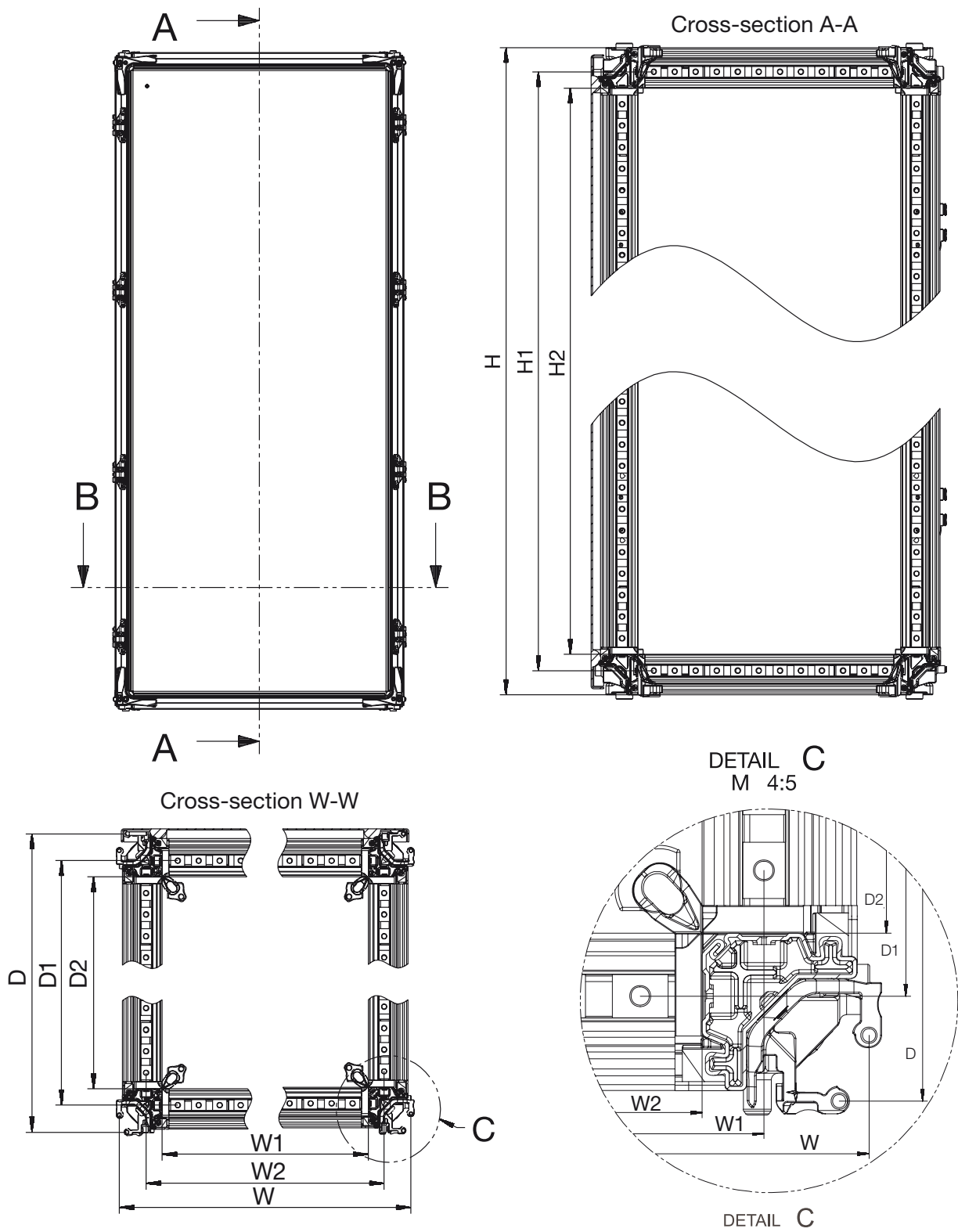
5

Type	H	B	W1	W2	D	D1	Power loss in Watts $\Delta t_{1,0}$ 20K	Weight in kg
1/10R3	2213	374	300	364	325	250.0	116.90	63.20
2/10R3	2213	624	550	614	325	250.0	176.20	81.90
3/10R3	2213	874	800	864	325	250.0	215.60	99.80
4/10R3	2213	1124	1050	1114	325	250.0	251.90	125.30
5/10R3	2213	1374	1300	1364	325	250.0	299.60	142.40
1/10R4	2213	374	300	364	425	350.0	128.80	64.60
2/10R4	2213	624	550	614	425	350.0	187.70	83.00
3/10R4	2213	874	800	864	425	350.0	224.30	100.00
4/10R4	2213	1124	1050	1114	425	350.0	273.60	125.40
5/10R4	2213	1374	1300	1364	425	350.0	320.20	145.20
1/10R6	2213	374	300	364	625	550.0	178.40	66.70
2/10R6	2213	624	550	614	625	550.0	220.10	86.40
3/10R6	2213	874	800	864	625	550.0	285.10	104.20
4/10R6	2213	1124	1050	1114	625	550.0	340.10	131.00
5/10R6	2213	1374	1300	1364	625	550.0	399.60	151.10
2/10R8	2213	624	550	614	825	750.0	279.70	89.30
3/10R8	2213	874	800	864	825	750.0	340.90	108.70
4/10R8	2213	1124	1050	1114	825	750.0	406.70	138.00
5/10R8	2213	1374	1300	1364	825	750.0	479.90	157.00

TriLine® Switchgear cabinets

Switchgear cabinet type R: Dimensions, weight, power loss

5



> Dimensions in mm

TriLine® Switchgear cabinets

Switchgear cabinet type R: Dimensions, weight, power loss

Type	H	B	D	H1	W1	D1	H2	W2	D2	Power loss in Watts $\Delta t_{1,0} 30K$	Weight in kg
1/8RG3	1906	364	306	1850	300	250	1813	263	213	95.90	40.80
2/8RG3	1906	614	306	1850	550	250	1813	513	213	151.30	48.40
3/8RG3	1906	864	306	1850	800	250	1813	763	213	197.80	56.20
4/8RG3	1906	1114	306	1850	1050	250	1813	1013	213	239.60	64.00
5/8RG3	1906	1364	306	1850	1300	250	1813	1263	213	280.60	71.80
1/8RG4	1906	364	406	1850	300	350	1813	263	313	108.30	41.80
2/8RG4	1906	614	406	1850	550	350	1813	513	313	163.10	49.80
3/8RG4	1906	864	406	1850	800	350	1813	763	313	204.40	56.80
4/8RG4	1906	1114	406	1850	1050	350	1813	1013	313	257.30	66.00
5/8RG4	1906	1364	406	1850	1300	350	1813	1263	313	298.40	72.20
1/8RG6	1906	364	606	1850	300	550	1813	263	513	153.90	43.00
2/8RG6	1906	614	606	1850	550	550	1813	513	513	217.50	51.20
3/8RG6	1906	864	606	1850	800	550	1813	763	513	269.00	57.50
4/8RG6	1906	1114	606	1850	1050	550	1813	1013	513	318.40	67.40
5/8RG6	1906	1364	606	1850	1300	550	1813	1263	513	370.20	74.40
2/8RG8	1906	614	806	1850	550	750	1813	513	713	262.50	52.00
3/8RG8	1906	864	806	1850	800	750	1813	763	713	319.90	59.30
4/8RG8	1906	1114	806	1850	1050	750	1813	1013	713	376.30	69.00
5/8RG8	1906	1364	806	1850	1300	750	1813	1263	713	433.00	75.40

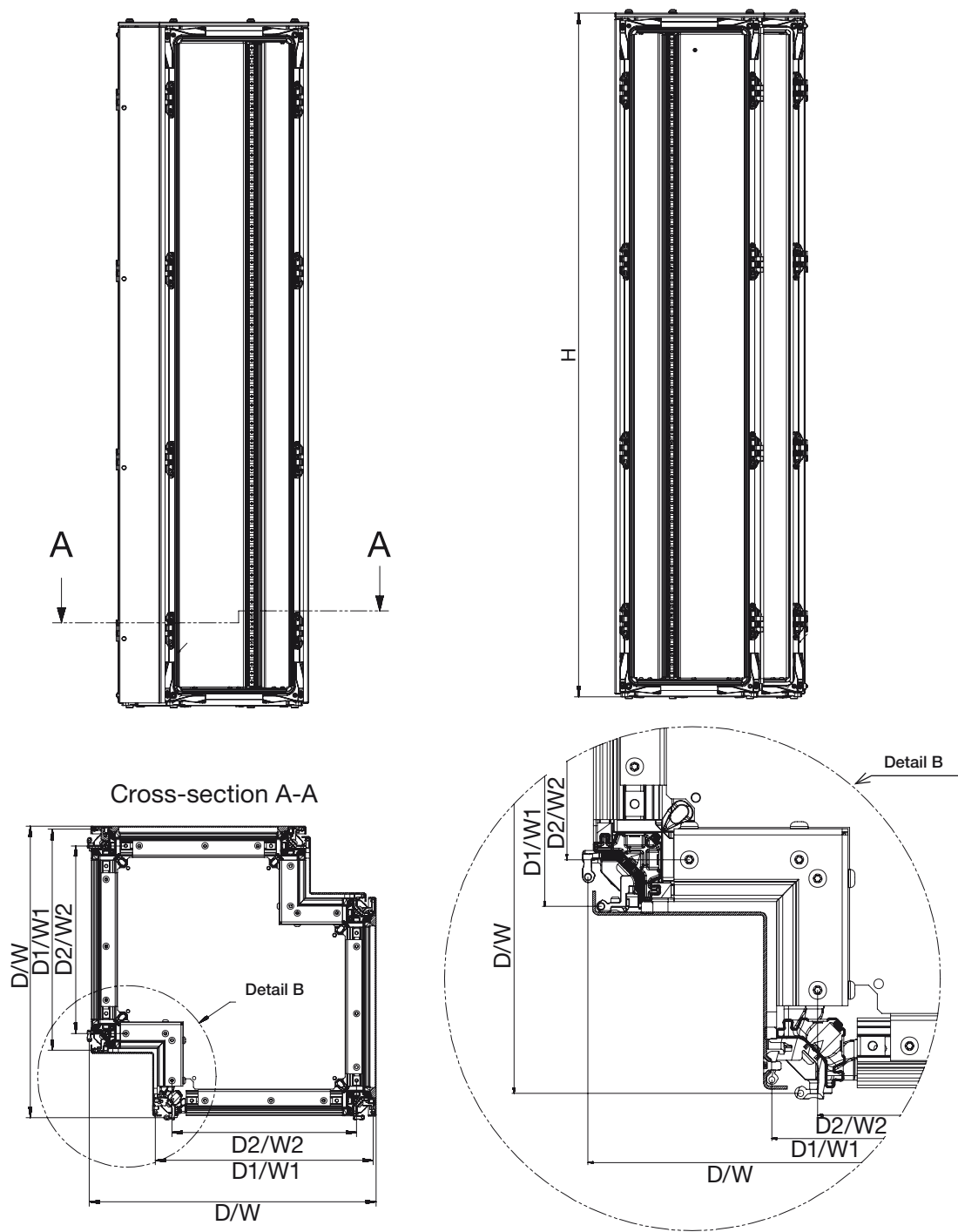
Type	H	B	D	H1	W1	D1	H2	W2	D2	Power loss in Watts	Weight in kg
1/10RG3	2206	364	306	2150	300	250	2113	263	213	116.90	44.50
2/10RG3	2206	614	306	2150	550	250	2113	513	213	176.20	52.80
3/10RG3	2206	864	306	2150	800	250	2113	763	213	215.60	61.00
4/10RG3	2206	1114	306	2150	1050	250	2113	1013	213	251.90	71.40
5/10RG3	2206	1364	306	2150	1300	250	2113	1263	213	299.60	79.20
1/10RG4	2206	364	406	2150	300	350	2113	263	313	128.80	45.20
2/10RG4	2206	614	406	2150	550	350	2113	513	313	187.70	53.60
3/10RG4	2206	864	406	2150	800	350	2113	763	313	224.30	62.20
4/10RG4	2206	1114	406	2150	1050	350	2113	1013	313	273.60	72.50
5/10RG4	2206	1364	406	2150	1300	350	2113	1263	313	320.20	80.40
1/10RG6	2206	364	606	2150	300	550	2113	263	513	178.40	46.60
2/10RG6	2206	614	606	2150	550	550	2113	513	513	220.10	55.00
3/10RG6	2206	864	606	2150	800	550	2113	763	513	285.10	63.40
4/10RG6	2206	1114	606	2150	1050	550	2113	1013	513	340.10	72.90
5/10RG6	2206	1364	606	2150	1300	550	2113	1263	513	399.60	81.40
2/10RG8	2206	614	806	2150	550	750	2113	513	713	279.70	56.50
3/10RG8	2206	864	806	2150	800	750	2113	763	713	340.90	64.70
4/10RG8	2206	1114	806	2150	1050	750	2113	1013	713	406.70	74.40
5/10RG8	2206	1364	806	2150	1300	750	2113	1263	713	479.90	82.90

Total width cabinet combination = dimensions of the individual cabinets + 10 mm (5 mm each) for left and right side walls

> Dimensions in mm

TriLine® Switchgear cabinets

Corner cabinets: Dimensions, weight, power loss



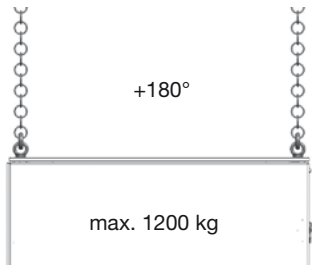
Type	H	D/W	D1/W1	W2/D2	Weight in kg
E8R4	1913	544	413	350	91.5
E8R6	1913	744	613	550	111.0
E8R8	1913	944	813	750	129.6
E10R4	2213	544	413	350	100.7
E10R6	2213	744	613	550	120.8
E10R8	2213	944	813	750	141.5

> Dimensions in mm

TriLine® Switchgear cabinets

Crane transport / cabinet combinations

Lifting of the TwinLine® enclosures is possible as indicated. Always use the STRIEBEL & JOHN transportation lugs type RZ11P4. Also consider the weight limits of cabinet combinations as indicated.



		1 PW	2 PW	3 PW	4 PW	5 PW
	Maximum total weight per cabinet	1200 kg	1200 kg	1200 kg	1200 kg	1200 kg
	Maximum total weight	1200 kg	1200 kg	1200 kg	1200 kg	1200 kg
	Maximum total weight per cabinet	600 kg	600 kg	600 kg	-	-
	Maximum total weight	1200 kg	1200 kg	1200 kg	-	-
	Maximum total weight per cabinet	400 kg	400 kg	400 kg	-	-
	Maximum total weight	1200 kg	1200 kg	1200 kg	-	-

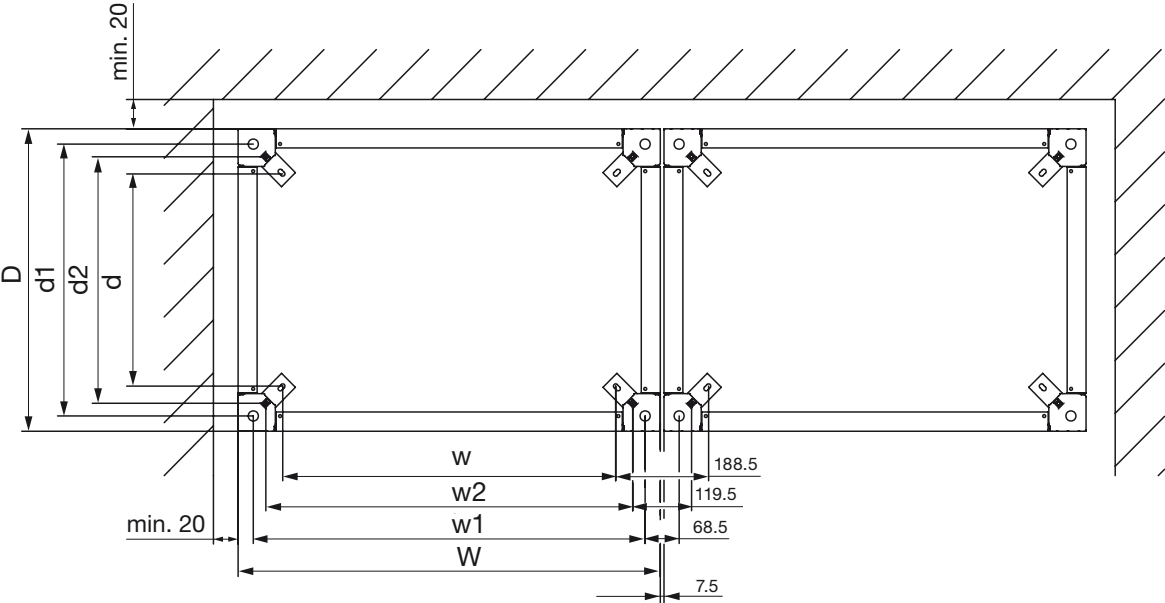
> Dimensions in mm

TriLine® Switchgear cabinets

Plinth: Dimensions, weights for connecting cabinets and plinths

Plinths must be assembled with a minimum distance of 20 mm (rear edge of the plinth) to the wall (due to cabinet protrusions to the side and rear walls). The plinths stand with a distance of 7.5 mm next to each other (see page 5/59). Assemble the plinth to the cabinet frame first and then to the floor.

5

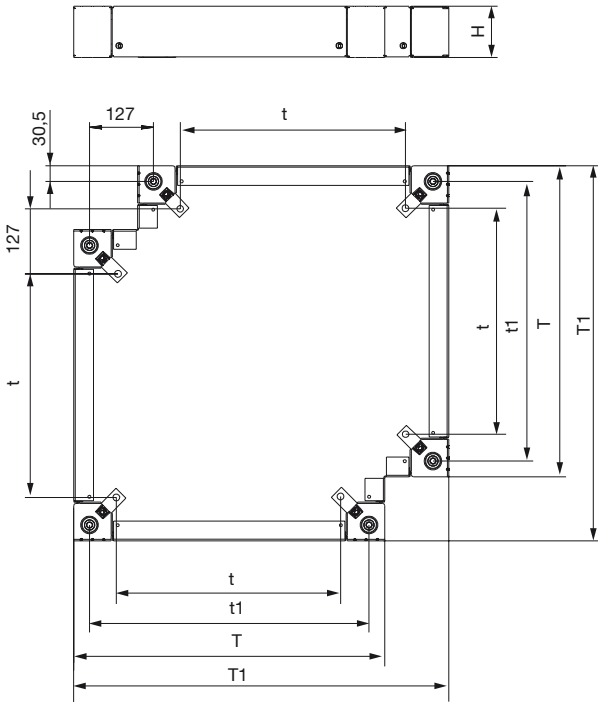


Type	D	d	w1	d2	D	d	d1	d2	H	Weight in kg
RSR13	356	175	295	244	306	125	245	194	100	3.8
RSR23	606	425	545	494	306	125	245	194	100	5.0
RSR33	856	675	795	744	306	125	245	194	100	6.2
RSR43	1106	925	1045	994	306	125	245	194	100	7.5
RSR53	1356	1175	1295	1244	306	125	245	194	100	5.9
RSR14	356	175	295	244	406	225	345	294	100	4.4
RSR24	606	425	545	494	406	225	345	294	100	5.4
RSR34	856	675	795	744	406	225	345	294	100	6.7
RSR44	1106	925	1045	994	406	225	345	294	100	8.0
RSR54	1356	1175	1295	1244	406	225	345	294	100	9.1
RSR16	356	175	295	244	606	425	545	494	100	5.2
RSR26	606	425	545	494	606	425	545	494	100	6.4
RSR36	856	675	795	744	606	425	545	494	100	7.6
RSR46	1106	925	1045	994	606	425	545	494	100	8.8
RSR56	1356	1175	1295	1244	606	425	545	494	100	10.1
RSR28	606	425	545	494	806	625	745	694	100	7.4
RSR38	856	675	795	744	806	625	745	694	100	8.6
RSR48	1106	925	1045	994	806	625	745	694	100	9.8
RSR58	1356	1175	1295	1244	806	625	745	694	100	11.0

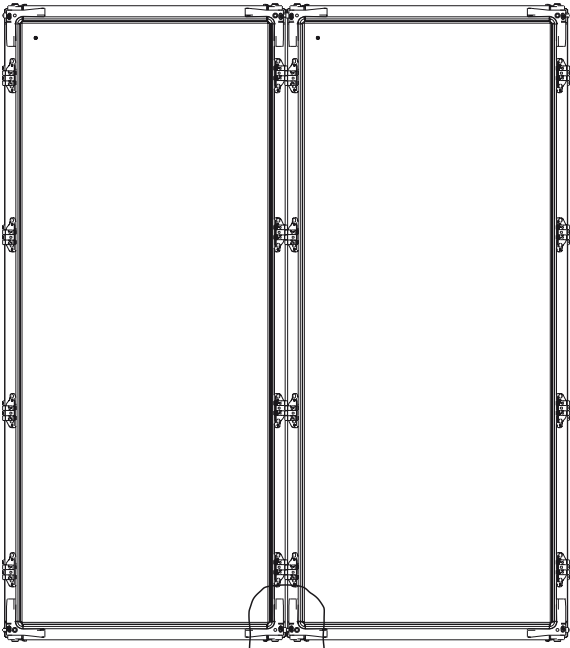
> Dimensions in mm

TriLine® Switchgear cabinets

Plinth / cabinet combinations: Dimensions, weight

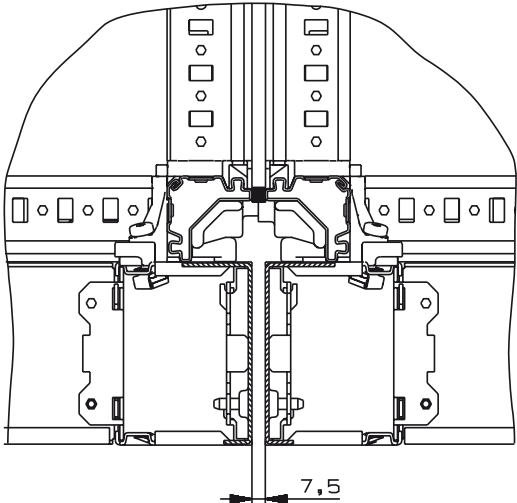


Type	D	D1	d	d1	H	Weight in kg
RSRE4	406	533	225	345	100	5.9
RSRE6	606	733	425	545	100	7.9
RSRE8	806	933	625	745	100	9.5



Total width cabinet combination = dimensions of the individual cabinets + 10 mm (5 mm each) for left and right side walls
 = Dimensions of the individual cabinets + 10 mm (5 mm each) for left and right side walls

> Dimensions in mm

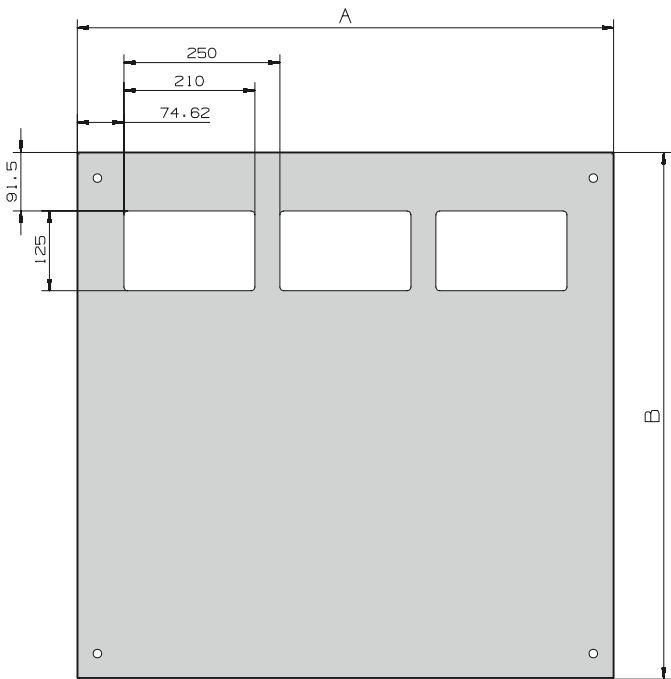


The plinths stand with a distance of 7.5 mm next to each other.
 Assemble the plinth to the cabinet frame first and then to the floor.

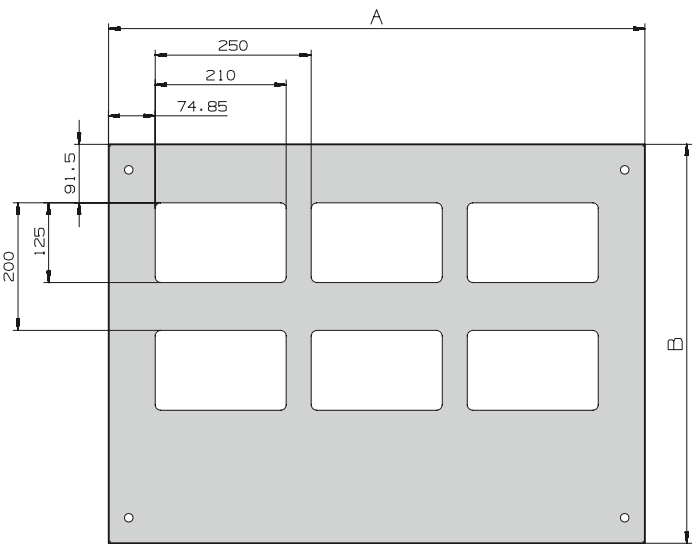
TriLine® Switchgear cabinets

Top plates: Dimensions, weight

5



Type	A	B	Weight in kg
RD13F1	360	325	1.4
RD23F1	610	325	2.1
RD33F1	859	325	2.9
RD43F1	1109	325	4.8
RD53F1	1359	325	5.8
RD14F1	360	425	2.5
RD24F1	610	425	3.7
RD34F1	859	425	4.7
RD44F1	1109	425	6.8
RD54F1	1359	425	6.2
RD16F1	360	625	2.8
RD26F1	610	625	4.5
RD36F1	859	625	5.9
RD46F1	1109	625	10.3
RD56F1	1359	625	12.5
RD28F1	610	825	6.0
RD38F1	859	825	8.3
RD48F1	1109	825	14.0
RD58F1	1359	825	17.0

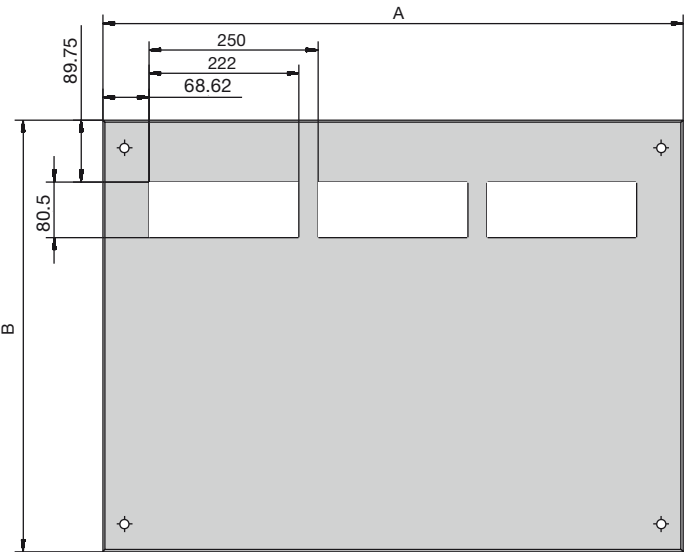


Type	A	B	Weight in kg
RD16F2	360	625	2.5
RD26F2	609	625	3.8
RD36F2	859	625	5.2
RD46F2	1109	625	8.7
RD56F2	1359	625	10.2
RD28F2	609	825	5.4
RD38F2	859	825	7.3
RD48F2	1109	825	12.3
RD58F2	1359	825	14.9

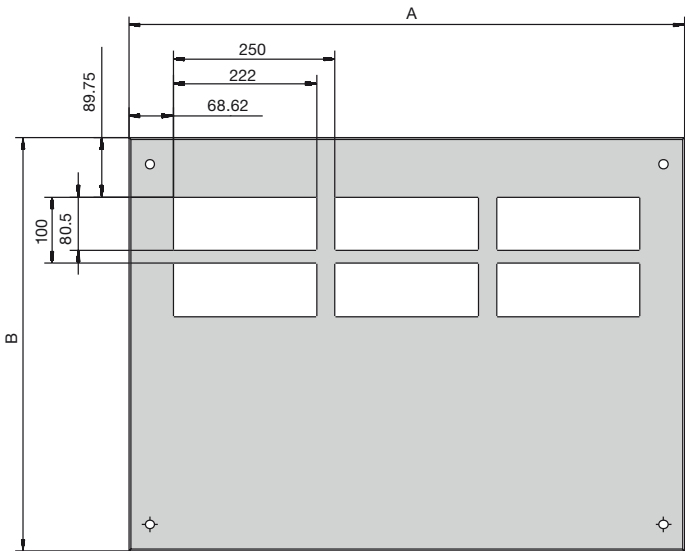
> Dimensions in mm

TriLine® Switchgear cabinets

Top plates: Dimensions, weight



Type	A	B	Weight in kg
RD13F11	360	325	1.5
RD23F11	610	325	2.3
RD33F11	859	325	3.2
RD43F11	1109	325	5.1
RD53F11	1359	325	6.2
RD14F11	360	425	2.6
RD24F11	610	425	3.9
RD34F11	859	425	5.0
RD44F11	1109	425	6.5
RD54F11	1359	425	7.2
RD16F11	360	625	3.1
RD26F11	610	625	4.8
RD36F11	859	625	6.2
RD46F11	1109	625	10.6
RD56F11	1359	625	12.8
RD28F11	610	825	6.3
RD38F11	859	825	8.6
RD48F11	1109	825	14.3
RD58F11	1359	825	17.3

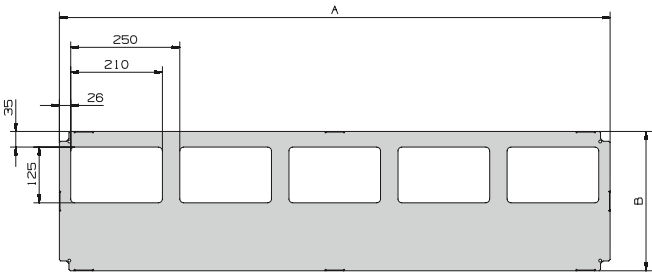


Type	A	B	Weight in kg
RD16F21	360	625	2.7
RD26F21	610	625	4.1
RD36F21	859	625	5.7
RD46F21	1109	625	9.4
RD56F21	1359	625	11.1
RD28F21	610	825	5.7
RD38F21	859	825	7.8
RD48F21	1109	825	13.0
RD58F21	1359	825	15.8

> Dimensions in mm

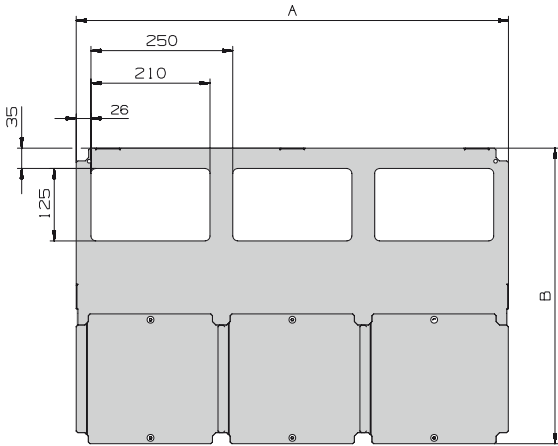
TriLine® Switchgear cabinets

Bottom plate: Dimensions, weight

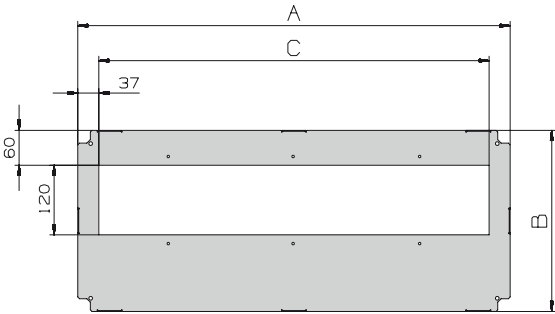


Type	A	B	Weight in kg
RB13F1	262	212	0.4
RB23F1	512	212	0.8
RB33F1	762	212	1.1
RB43F1	1012	212	1.4
RB53F1	1262	212	1.8
RB14F1	262	312	0.8
RB24F1	512	312	1.4
RB34F1	762	312	2.1
RB44F1	1012	312	2.7
RB54F1	1262	312	3.4

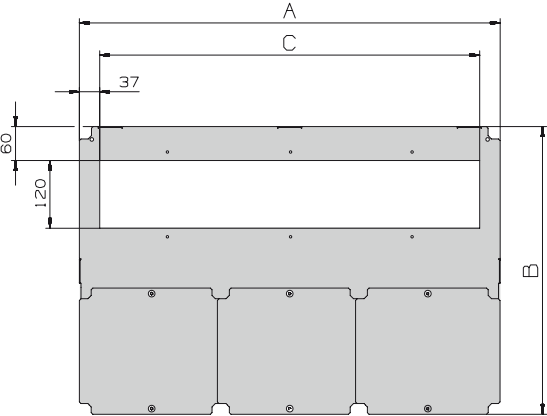
5



Type	A	B	Weight in kg
RB16F1	262	509	1.6
RB26F1	512	509	3.0
RB36F1	762	509	4.4
RB46F1	1012	509	5.9
RB56F1	1262	509	7.3
RB28F1	512	709	4.3
RB38F1	762	709	6.3
RB48F1	1012	709	8.3
RB58F1	1262	709	10.3



Type	A	B	C	Weight in kg
RB24F	512	312	438	2.1
RB34F	762	312	688	3.0
RB44F	1012	312	931	3.9
RB54F	1262	312	1181	4.7

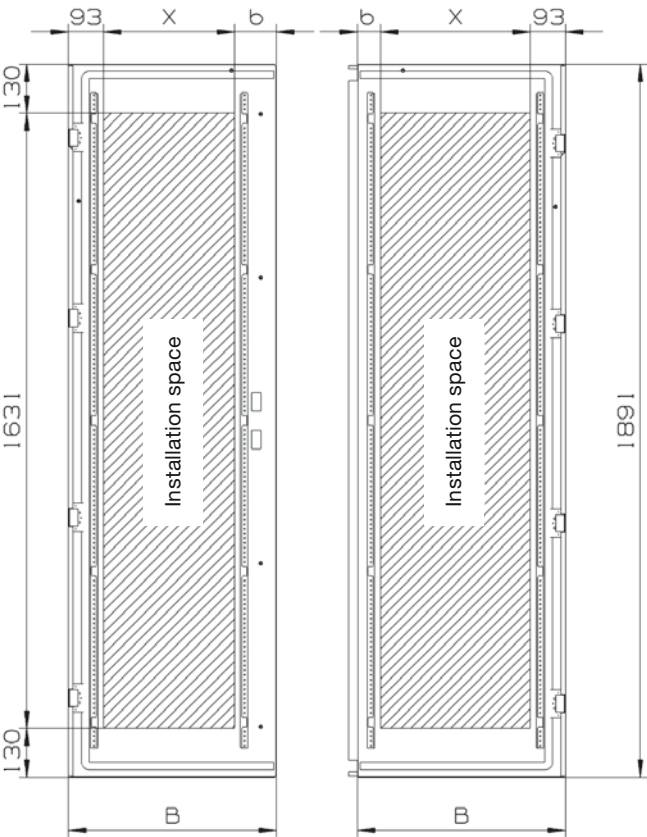
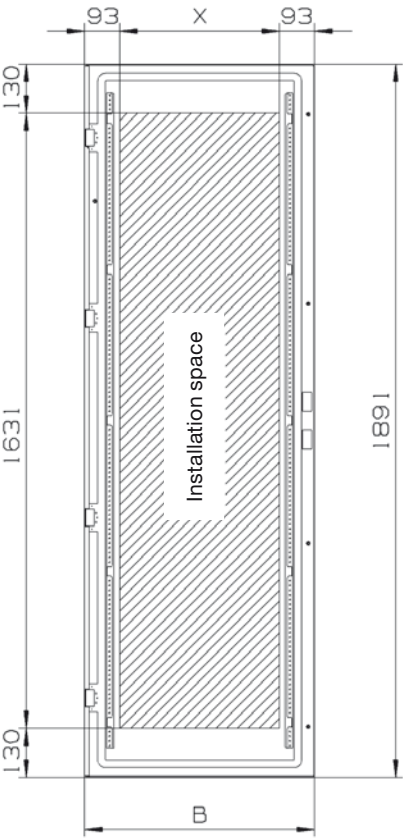


Type	A	B	C	Weight in kg
RB26F	512	509	438	3.6
RB36F	762	509	688	5.3
RB46F	1012	509	931	7.0
RB56F	1262	509	1181	8.7
RB28F	512	709	438	4.9
RB38F	762	709	688	7.1
RB48F	1012	709	931	9.6
RB58F	1262	709	1181	11.7

> Dimensions in mm

TriLine® Switchgear cabinets

Doors: Dimensions, weight



Door right
> Dimensions in mm

Door left

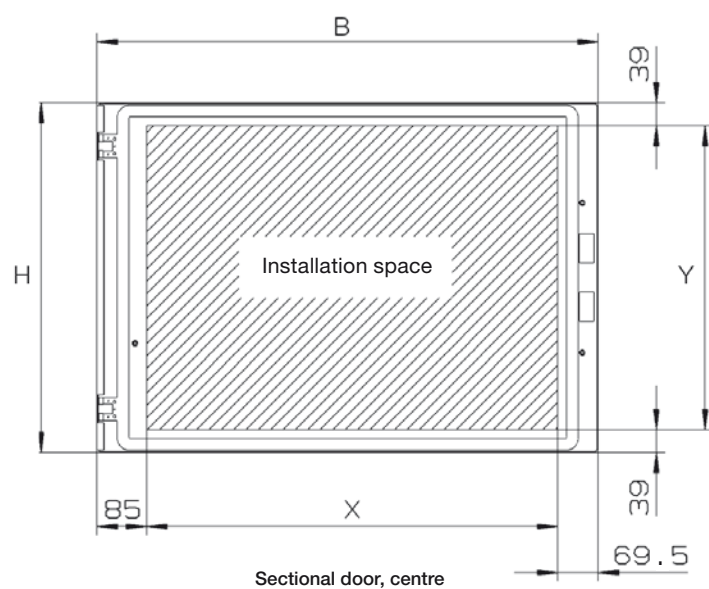
Type	B	X	Weight in kg
RT18	359.5	173.5	17.0
RT28	609.5	423.5	24.0
RT38	859.5	673.5	30.5

Type	B	X	b	Weight in kg
RT48L	552	398	61	22.5
RT48R	552	348	111	20.0
RT58L	677	523	61	25.0
RT58R	677	473	111	24.5

TriLine® Switchgear cabinets

Sectional doors: Dimensions, weight

5

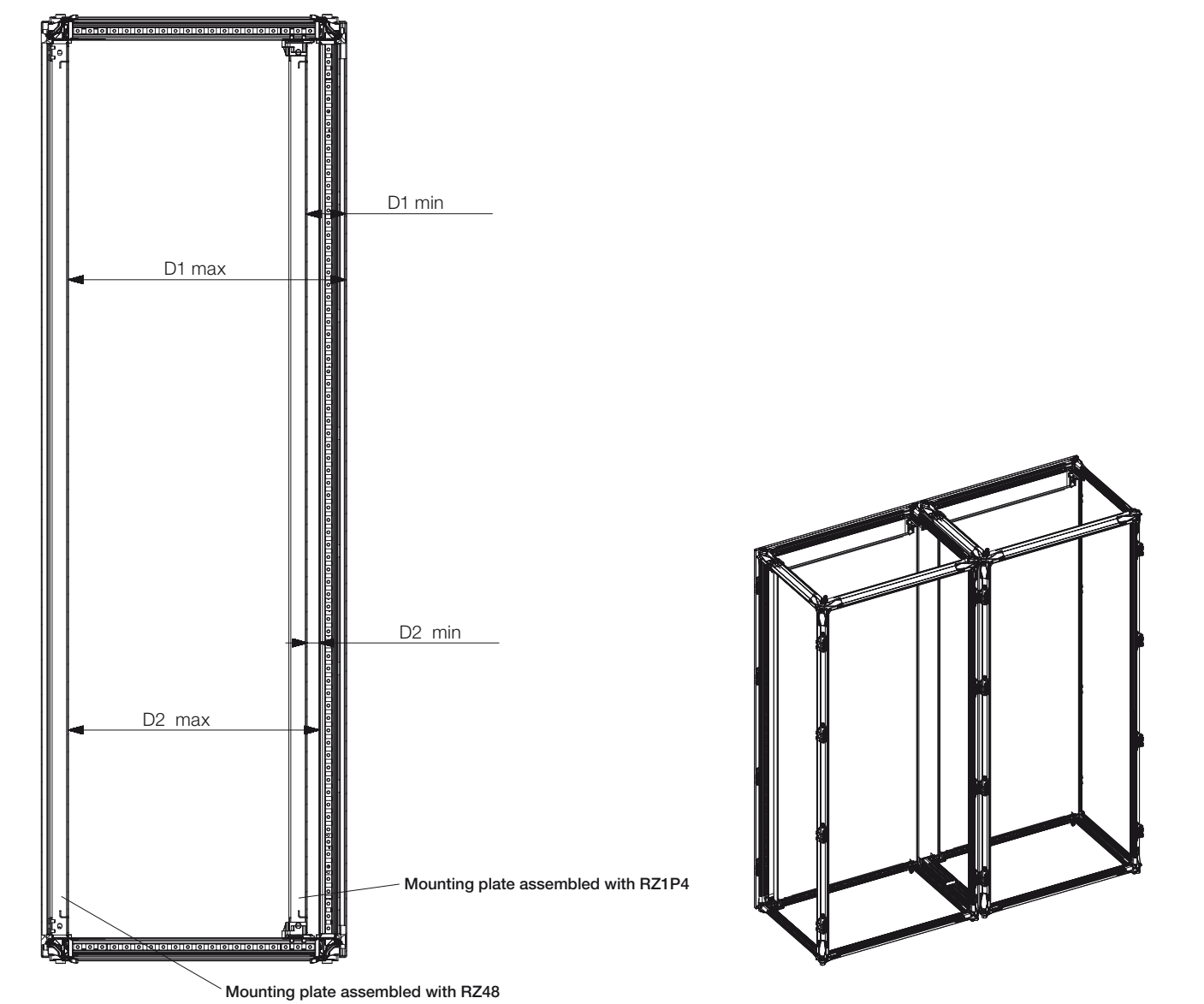


Type	B	H	X	Y	Weight in kg
RT2/300M	609.5	298.5	455	220.5	3.8
RT2/450M	609.5	448.5	455	370.5	5.5
RT2/600M	609.5	598.5	455	520.5	7.3
RT2/750M	609.5	748.5	455	670.5	8.9
RT2/900M	609.5	898.5	455	820.5	10.2
RT3/300M	859.5	298.5	705	220.5	5.5
RT3/450M	859.5	448.5	705	370.5	7.6
RT3/600M	859.5	598.5	705	520.5	9.2
RT3/750M	859.5	748.5	705	670.5	11.5
RT3/900M	859.5	898.5	705	820.5	13.7

> Dimensions in mm

TriLine® Switchgear cabinets

Mounting plates: Dimensions



Depth	*D1 max.	*D1 min.	**D1 max.	*D2 min.	**D2 max.	*D2 max.
325	202	79	267	25	212	148
425	302	79	367	25	312	248
625	502	79	567	25	512	448
825	702	79	767	25	712	648

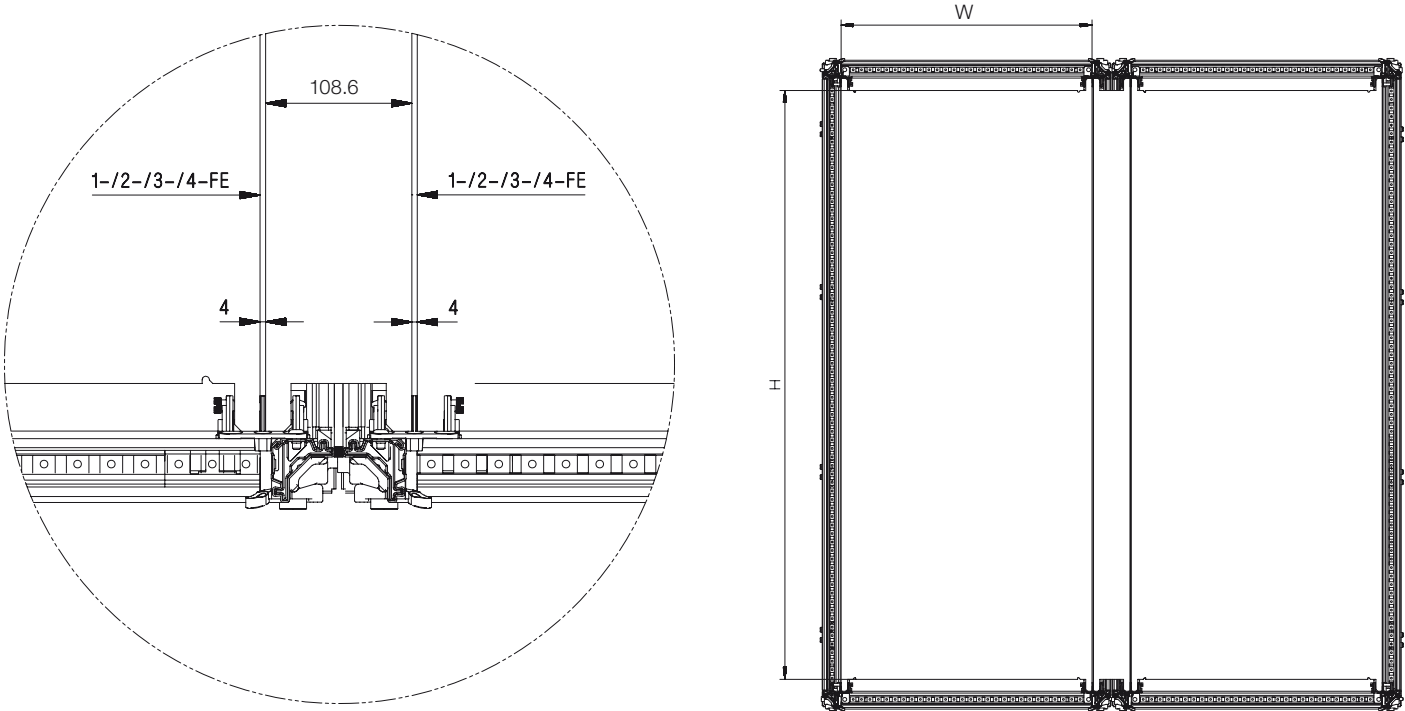
* assembly with RZ1P4
 ** assembly with RZ48

> Dimensions in mm

TriLine® Switchgear cabinets

Mounting plates: Dimensions, weight

5

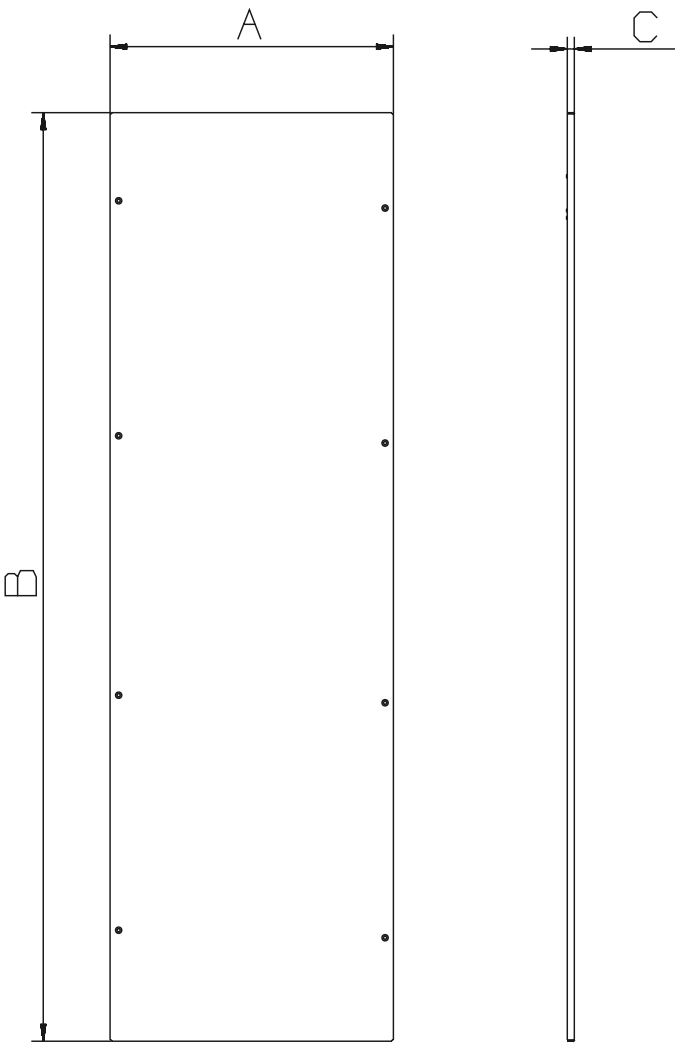


	Type	B	H	Weight in kg
OH8	RM18	246	1730	10.8
	RM28	496	1730	17.8
	RM38	746	1730	21.0
	RM48	996	1730	31.8
OH10	RM110	246	2030	12.7
	RM210	496	2030	20.8
	RM310	746	2030	29.0
	RM410	996	2030	37.2
OH8	RM8	113	1730	4.5
OH10	RM10	113	2030	7.6

> Dimensions in mm

TriLine® Switchgear cabinets

Side walls: Dimensions, weight



Type	A	B	C	Weight in kg
RSW83P2	290	1891	15	14.0
RSW84P2	390	1891	15	19.0
RSW86P2	590	1891	15	28.0
RSW88P2	790	1891	15	37.1
RSW103P2	290	2191	15	16.5
RSW104P2	390	2191	15	21.8
RSW106P2	590	2191	15	32.4
RSW108P2	790	2191	15	42.8

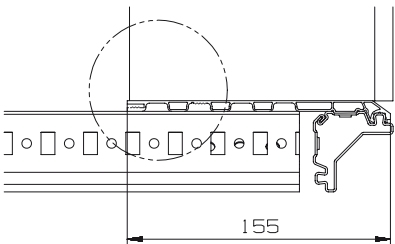
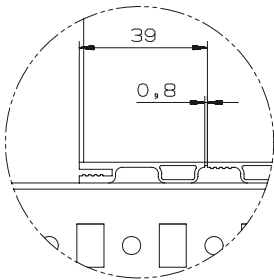
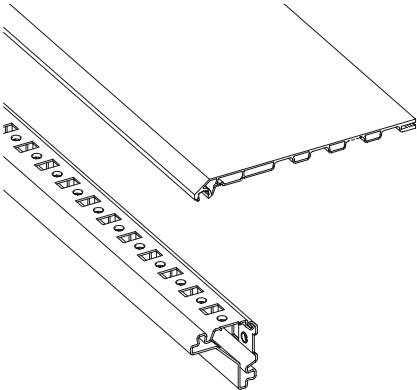
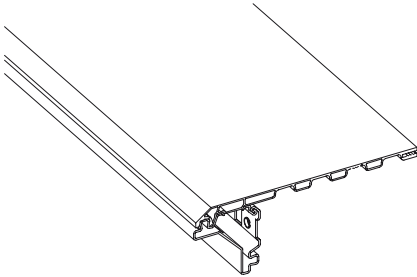
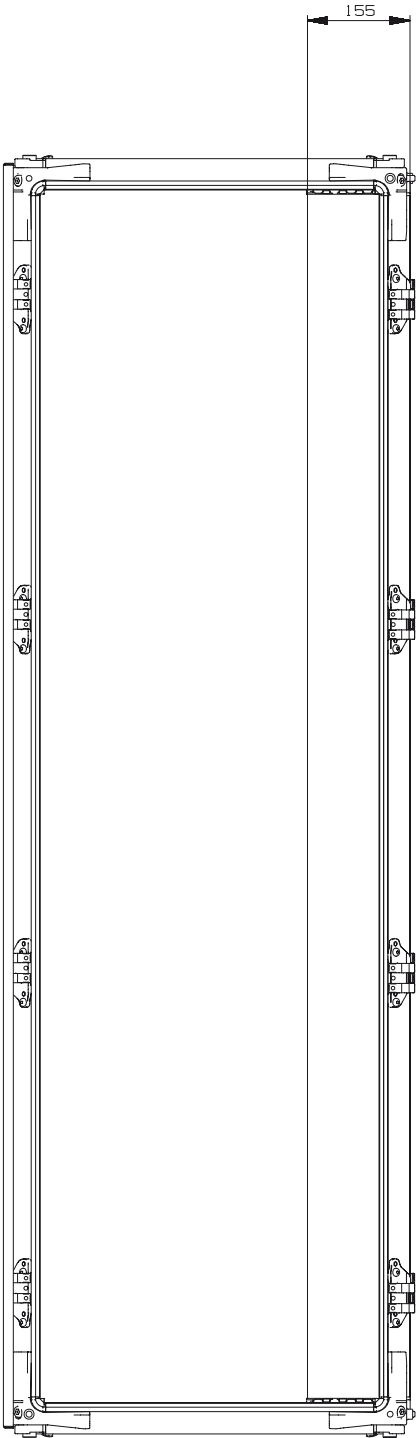
> Dimensions in mm

> Total width cabinet combination = dimensions of the individual cabinets + 10 mm (5 mm each) for left and right side walls

TriLine® Switchgear cabinets

Touch guard: Dimensions

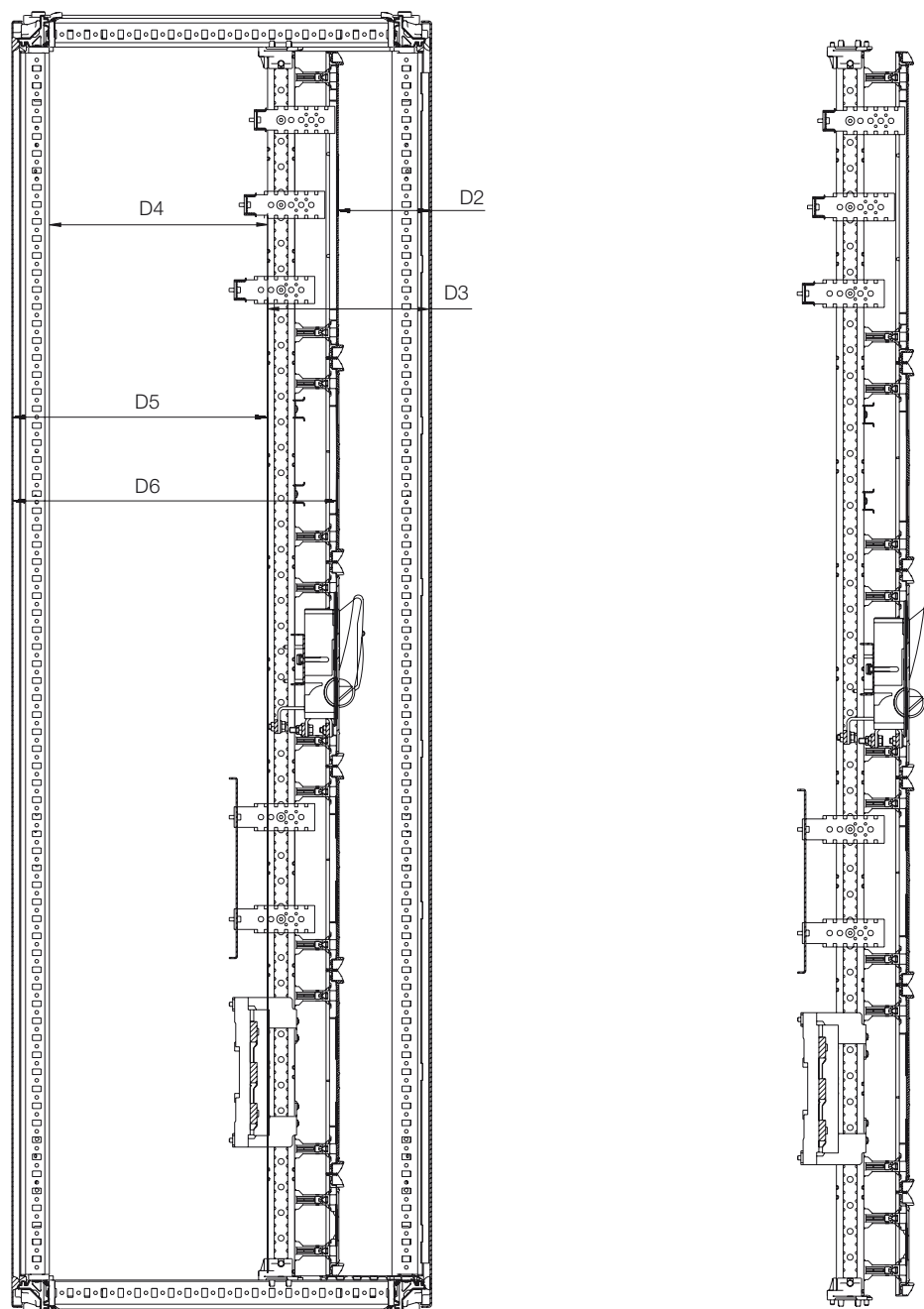
5



> Dimensions in mm

TriLine® Switchgear cabinets

Modules on WR mounting frame: Dimensions



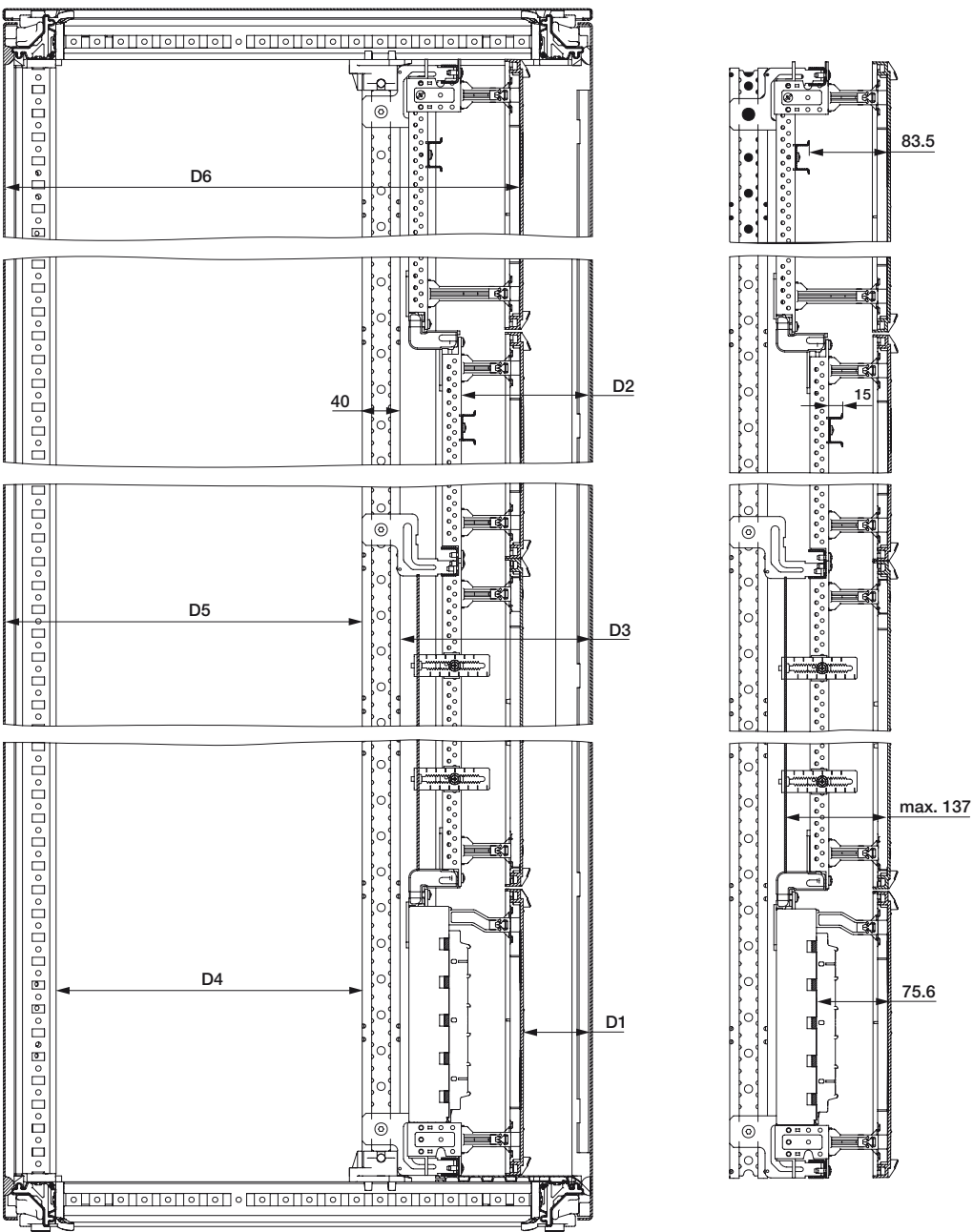
	Dimensions	For cabinet depth 325	For cabinet depth 425	For cabinet depth 625	For cabinet depth 825
Distribution board cover – door	D2	87	137	137	137
WR mounting frame – door	T3	192	242	242	242
Free measurement	T4	75	125	325	525
WR mounting frame – frame					
Free measurement	T5	130	180	380	580
WR mounting frame – Rear wall					
Cover – rear wall	T6	232	282	482	682

> Dimensions in mm

5

TriLine® Switchgear cabinets

Module on EDF installation set WNF: Dimensions



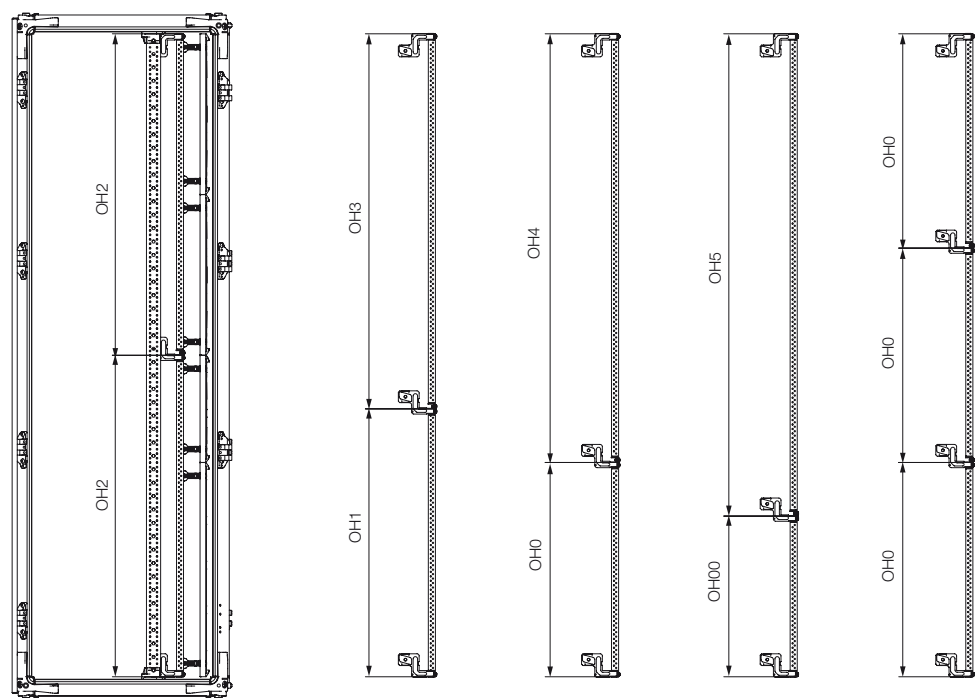
	Dimensions	For cabinet depth 425	For cabinet depth 625	For cabinet depth 825
Distribution board cover – door	D1	71	71	71
EDF mounting frame – door	D2	137	137	137
WR mounting frame – door	T3	202	202	202
Free measurement WR mounting frame – frame	T4	125	325	525
Free measurement WR mounting frame – Rear wall	T5	179	379	579
Cover – rear wall	T6	346	546	746

> Dimensions in mm

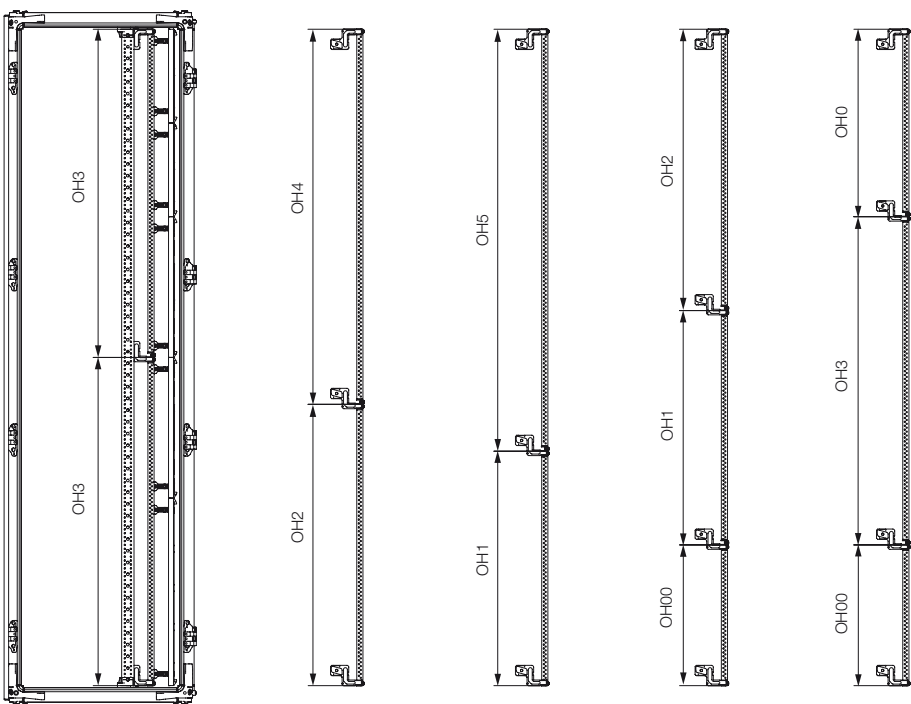
TriLine® Switchgear cabinets

Module on EDF installation set WNF: Panel installation variants

Panel installation variants:
Overall height 8



Panel installation variants:
Overall height 10



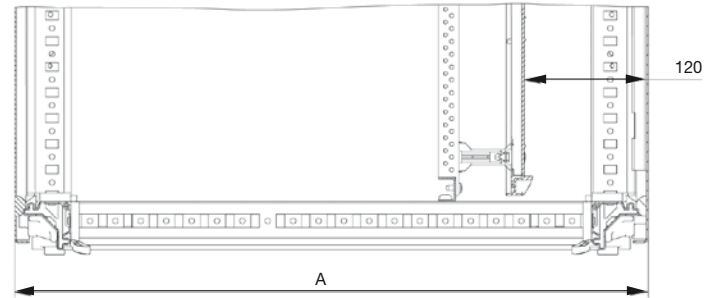
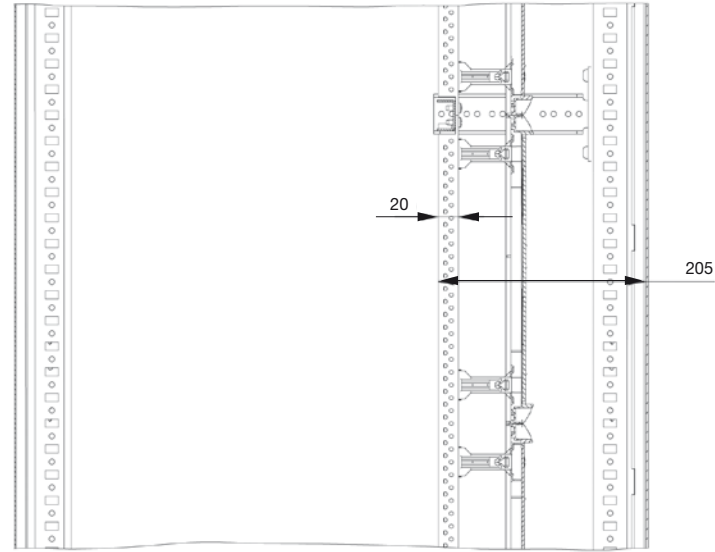
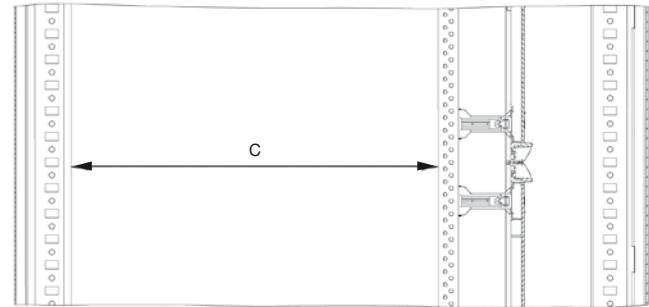
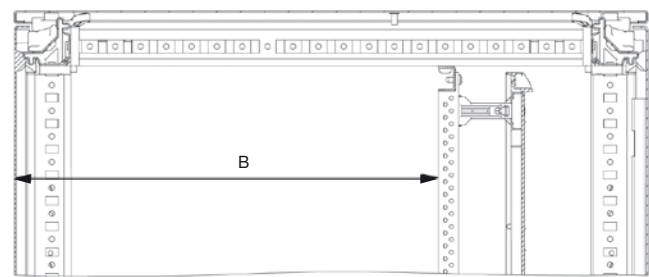
> Dimensions in mm

TriLine® Switchgear cabinets

Module on EDF installation set RNF: Dimensions

5

Depth	A	B	C
325	325	116	62
425	425	216	162
625	625	416	362
825	825	616	562

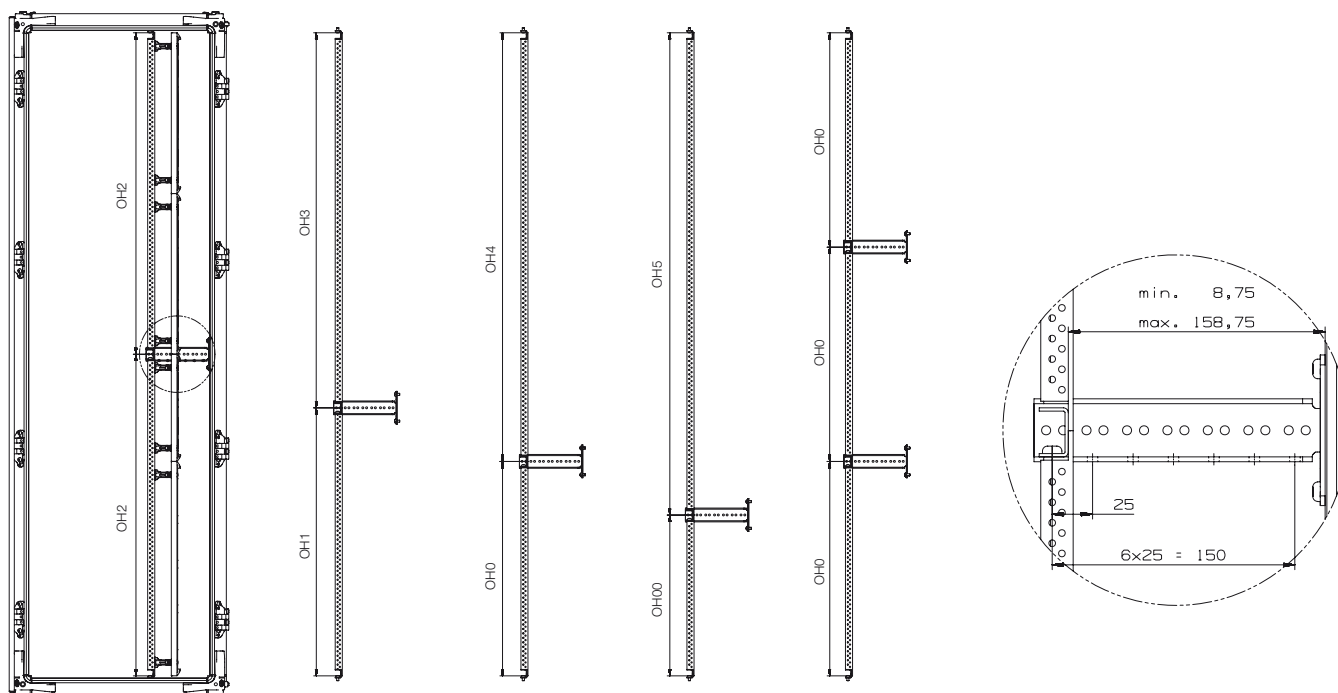


> Dimensions in mm

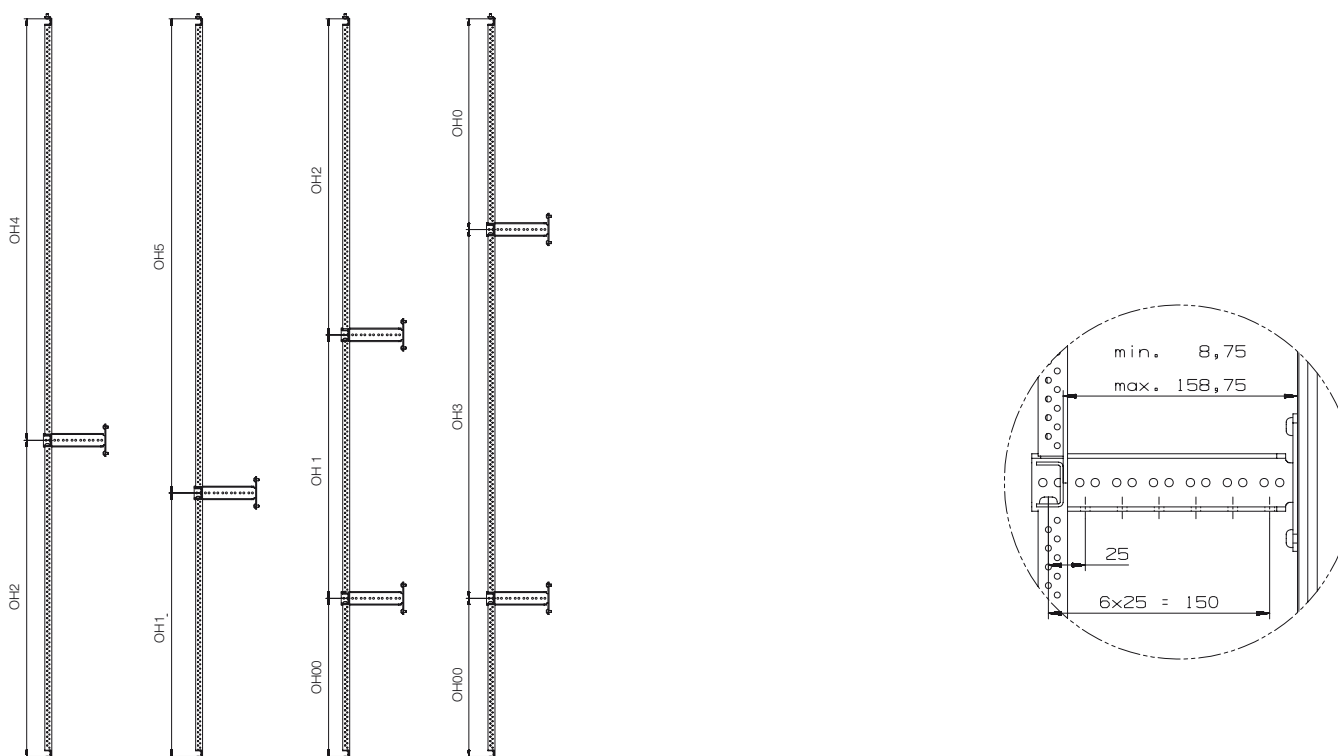
TriLine® Switchgear cabinets

Module on EDF installation set RNF: Panel installation variants

Panel installation variants:
Overall height 8



Panel installation variants:
Overall height 10

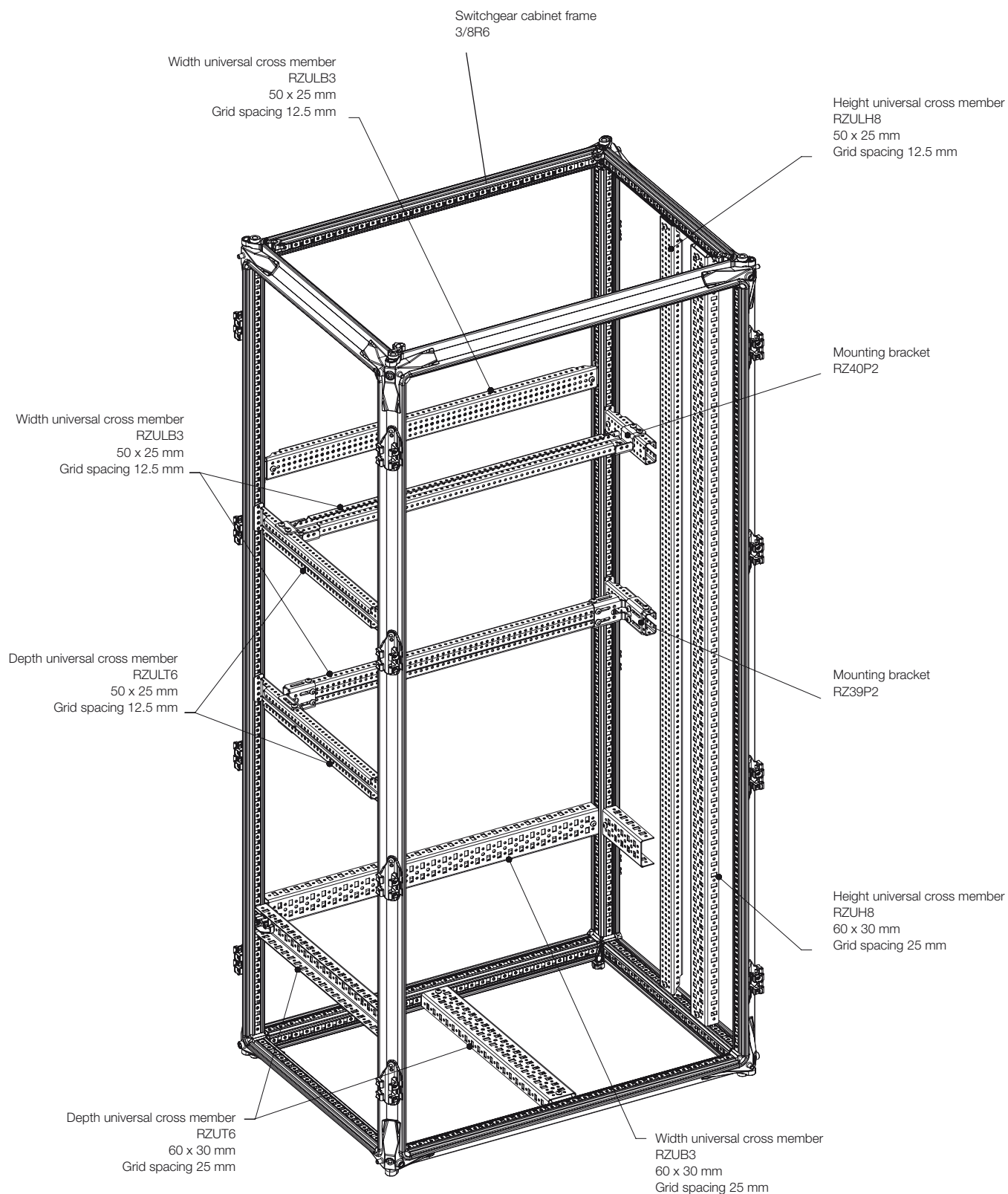


> Dimensions in mm

TriLine® Switchgear cabinets

Universal cross member installation variants

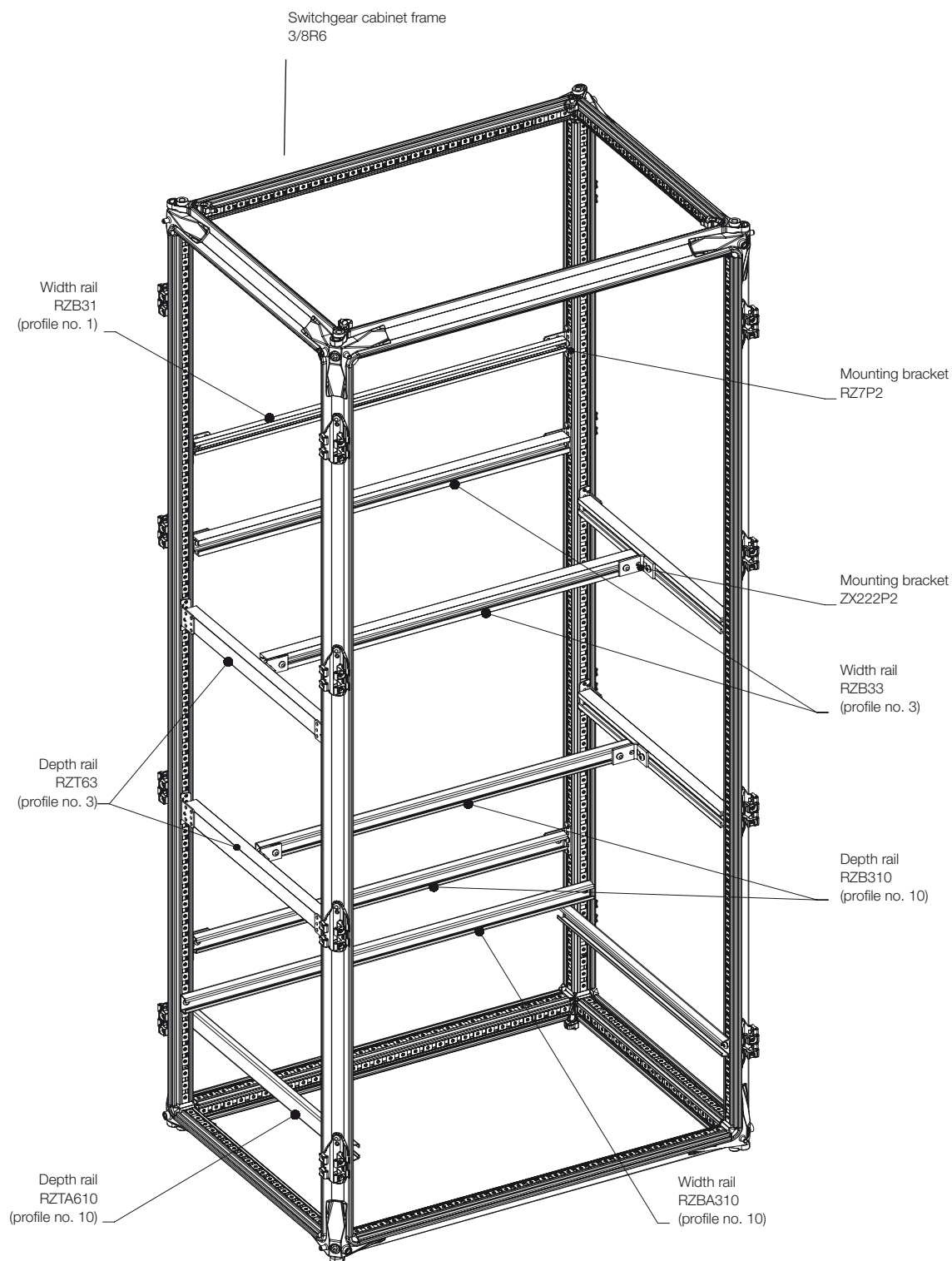
5



> Dimensions in mm

TriLine® Switchgear cabinets

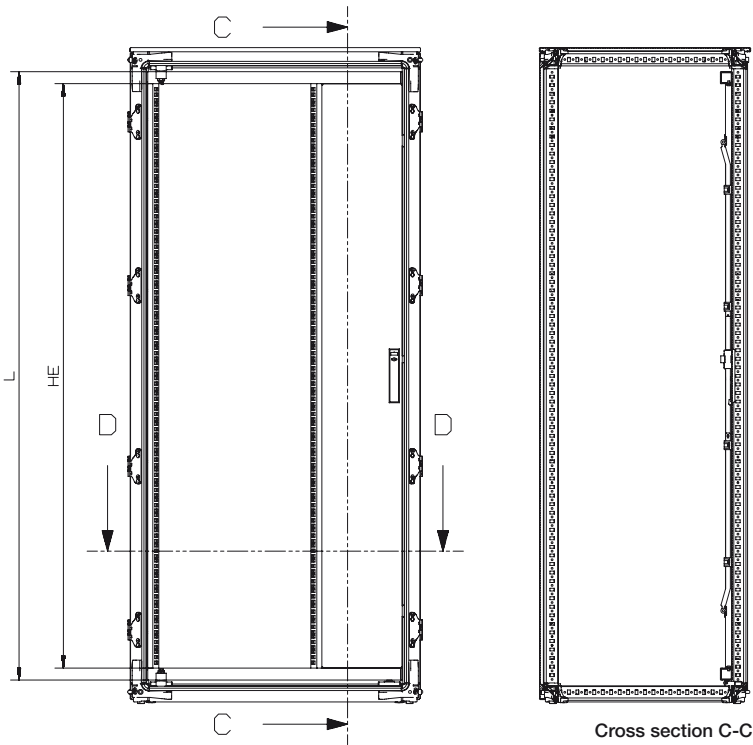
Profile rail installation variants



TriLine® Switchgear cabinets

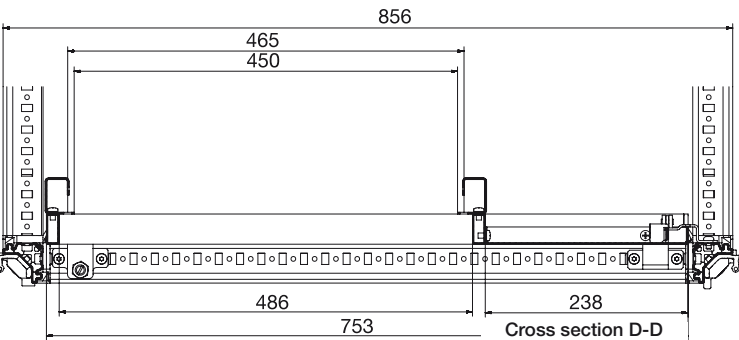
Swivel frame for 19" racks: Dimensions

5



Overall height	H	L	HU*
OH 8	1800	1765	38
OH 10	2100	2065	44


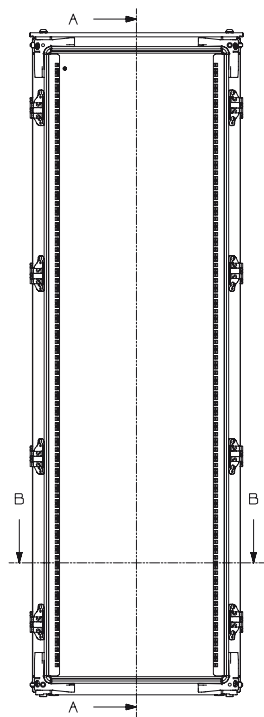
* 1 HU corresponds to 44.45 mm



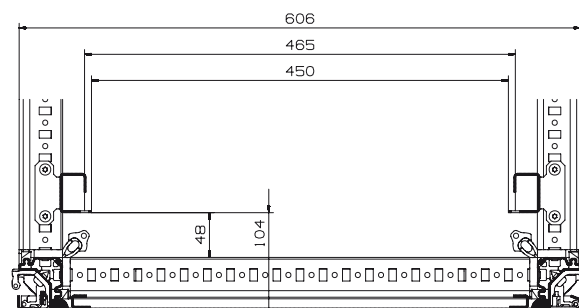
> Dimensions in mm
 > For the dimensions of the different cabinet depths, see page 5/53

TriLine® Switchgear cabinets

Installation set for 19" racks: Dimensions

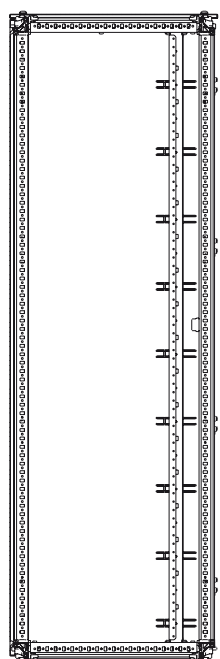
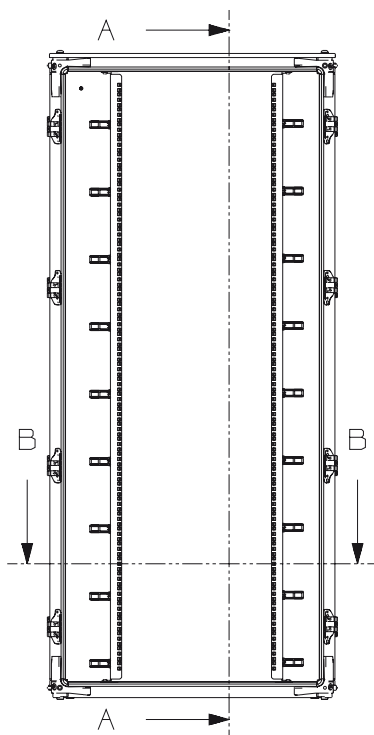


Cross section A-A

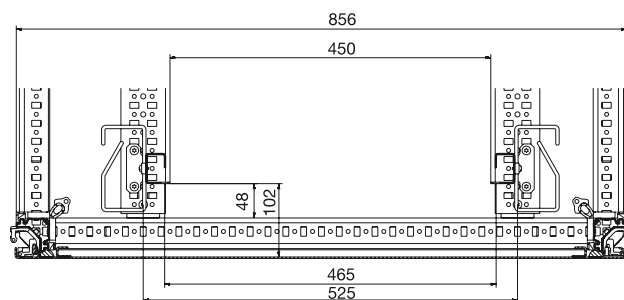


Cross section B-B

5



Cross section A-A



Cross section B-B

- > Dimensions in mm
- > For the dimensions of the different cabinet depths, see page 5/53

System pro *E* energy Fire protection enclosures

6



Fire protection enclosures

Content

Enclosures for preventative fire protection	6/2
General technical data	6/3
Flush-mounted wall enclosures	6/10
Surface-mounted wall enclosures	6/12
Floor-standing enclosures	6/14
Mantle enclosures	6/16
Accessories	6/18
Compact electrical operating room	6/20
Terminal boxes	6/24
Fire protection doors	6/28
Dimensions, weight, power loss	6/32

Fire protection enclosures

Enclosures for preventative fire protection

On average, a fire starts in Germany approximately every three minutes. Lives are put at risk, and the financial cost in terms of the damage caused is high.

It is not only the people actually in charge of the building who are responsible for fire prevention. When planning and designing switchgear installations, expert electrical planners and engineers or switchgear manufacturers have a duty to ensure that their systems will not cause a fire. In electrical switchgear,

- loose terminals
- short circuits
- electrical arcs
- overloads
- insulation faults
- and the effects of lightning

can all cause a fire to break out. This means that it is also the operator's responsibility to check, maintain and, if necessary, upgrade the electrical installation at specified intervals.

In the case of technical installations in industrial environments or building complexes that house a large number of people, such as airports, train stations, retirement homes, hospitals or hotels, it is extremely important that the functional integrity of safety-related electrical systems is maintained even during a fire.

The technical requirements for fire protection are set out in the German basic legal regulations for buildings (MBO, the Model Building Regulation, and MLAR, the cable system design directive). Section 3.2.1 of the MLAR regulates the behaviour of measuring and distribution systems in the event of fire, in terms of their ability to isolate fires from escape and rescue routes over a required period of time.

In Section 5.1.2, the MLAR outlines the regulations for the ability of electrical systems to retain their function in the event of fire, which also includes the cables of the essential safety installations connected to the systems over a required period of time.

STRIEBEL & JOHN offers an innovative enclosure system for fire prevention, which is constructed from fireproof materials, features optimum technology and economical internal configuration options

A wide range of wall enclosures (flush-mounting, surface-mounting or mantle) and floor-standing enclosures (surface) is available in a variety of sizes.

- 1** Level of interior fire protection, fire resistance duration of at least 30/90 min.
Testing of the fire protection enclosures has been carried out in accordance with DIN 4102 Part 11.
- 2** Level of exterior fire protection, fire resistance duration of at least 30/90 min.
Testing of the fire protection enclosures has been carried out in accordance with DIN 4102 Part 12.

Fire protection enclosures

General technical data

Technical parameters

Protection target	1 Level of interior fire protection, fire resistance duration of at least 30 min. To check the I30 classification of the fire protection enclosures, testing has been carried out in accordance with DIN 4102 Part 11.
	2 Level of exterior fire protection, fire resistance duration of at least 30/90 min. To check the I30 classification of the fire protection cabinets, testing has been carried out in accordance with DIN 4102 Part 12.
Mounting type	Flush wall mounting / wall mounting / floor standing
Enclosures	Highly compressed, multi-layer fire protection boards (DIN 4102-1/EN 13501-1) made from "A2" class material, fireproof, impervious to smoke
Surface	Light grey coating – similar to RAL 7035, edges of contrasting colour
Door	Can be right or left-hinged, approximately 180 degree opening angle
Locking	Locking using swivel handle with double-bit semi-cylinders
Internal configuration	Prepared to be fitted with distribution board panels and CombiLine module system panels
Cable entries	Top and bottom
Standard ventilation	Ventilation closes automatically in case of fire
Additional features	IP54, various surface designs, reinforced rear wall for free installation, external fan housing, smoke detector and pressure sensor.

Standards/regulations*

DIN EN 61439-2 (VDE 0660-600-2) (modules on EDF mounting frame)	X
DIN 43880 (rail mounting devices)	X
Degree of protection	IP41/IP42/IP54
Conditions of installation	Indoor installation
Ambient temperature Average 24 hours	+ 35°
Ambient air temperature maximum value	+ 40°
Ambient air temperature minimum value	+ 5°

Electrical characteristics

Rated impulse withstand voltage U_{imp}	III/6 kV
Pollution degree	3
Protection class	II
Rated peak withstand current I_{pk} 0.1 sec	max. 25 kA
Rated short-time withstand current I_{cw} 1.0 sec	max. 12 kA
Rated frequency	50-60 Hz
Rated insulation voltage U_i	690 V
Rated operational voltage AC U_e	400 V

*tested according to German standards; testing standards may vary from country to country.

Fire protection enclosures

Standard equipment

A2	F30	I30	E30
	F90	I90	E90

6



Material/construction

- Material with surface – A2
- Fire resistance F30/F90
- Maintain functionality 30/90 minutes
- Reduce fire load 30/90 minutes
- Degree of protection IP42
- Impervious to smoke



Lock with Swivel handle

Swivel handle, stainless steel effect, door centred, with double bit semi-cylinder



Changeable door hinge

The door hinge is easy to change – if modifications need to be made, the hinge can be unscrewed from the door joint and screwed into the joint on the opposite side. The door is secured using the predrilled mounting holes in the door and enclosure body.

Stainless steel hinges

High-quality stainless steel hinges with extractable pivot pin make it easy to detach the door. If necessary, this can significantly reduce the weight for transportation.



Mounting brackets

The fire protection enclosures (flush-mounted wall enclosure) are fixed externally to the wall behind with a dowel in each of two mounting brackets attached at the top of the enclosure. This allows quick and easy mounting of equipped enclosures.



Ventilation system

Ventilation takes place via channels in the rear wall. Openings for incoming and outgoing air are automatically closed in the event of a fire.


Fire protection enclosures

Standard equipment



Fire stop cable entry

For bundled or individual entry, from top and bottom as standard.



Silicone seal

To increase the degree of protection to IP54, each cable needs to be circumferentially sealed with silicone sealer, and the external fan unit is required (see page 8/23).



Fire stop cable entry

Standard at top and bottom on all mantle enclosures. For sheathing cables of already connected surface wall mounting enclosures.



- Empty enclosure, prepared for mounting distribution board panels or modular system panels
- Doors easy to detach – pivot pin can be extruded (reduces handling weight)
- Door opening angle: 180 degree
- Lock with espagnolette closure, 2-point locking
- Light grey colour – similar to RAL7035, edges of contrasting colour
- High chemical resistance (surface characteristics according to EN 438-2)
- High mechanical resistance and stability, Brinell hardness: 50 N/mm²
- High material density 1,450 kg/m³

Fire protection enclosures

Overview



Flush-mounted wall enclosures	6/10
IP41	
Enclosure depth 205 mm	
Enclosure for flush wall mounting	

A2	F30	I30	E30
	F90	I90	E90

6



Surface-mounted wall enclosure AF	
IP42 (IP54)	
Enclosure depth 396 mm and 496 mm	
Enclosure for surface wall mounting	

A2	F30	I30	E30
	F90	I90	E90



Floor-standing enclosure SF
IP42 (IP54)
Enclosure depth 396 mm and 604 mm
Enclosure for floor mounting

A2	F30	I30	E30
	F90	I90	E90

Fire protection enclosures

Overview



Mantle enclosure MF

IP42 (IP54)

Enclosure for mounting over existing distribution boards

- A2
- F30
- I30
- E30
- F90
- I90
- E90




Electrical operating room with terminal block KF

IP54 $\frac{1}{2}$

Depth 586 mm

Compact enclosure

- H₂O
- Chem
- Safe
- Dust
- U Components
- DIN
- Fire Resistance 90 Min.
- Smoke Protection min leakage
- Material + Decor A2 Class



Terminal boxes KF

IP41 \square

Enclosures for wall or ceiling mounting

Fastening material for ceiling mounting on request

- A2
- F30
- E30
- F90
- E90



Fire protection door VF

IP54

Doors that are mounted in front of existing flush-mounted distribution boards

- A2
- F30
- I30
- E30
- F90
- I90
- E90

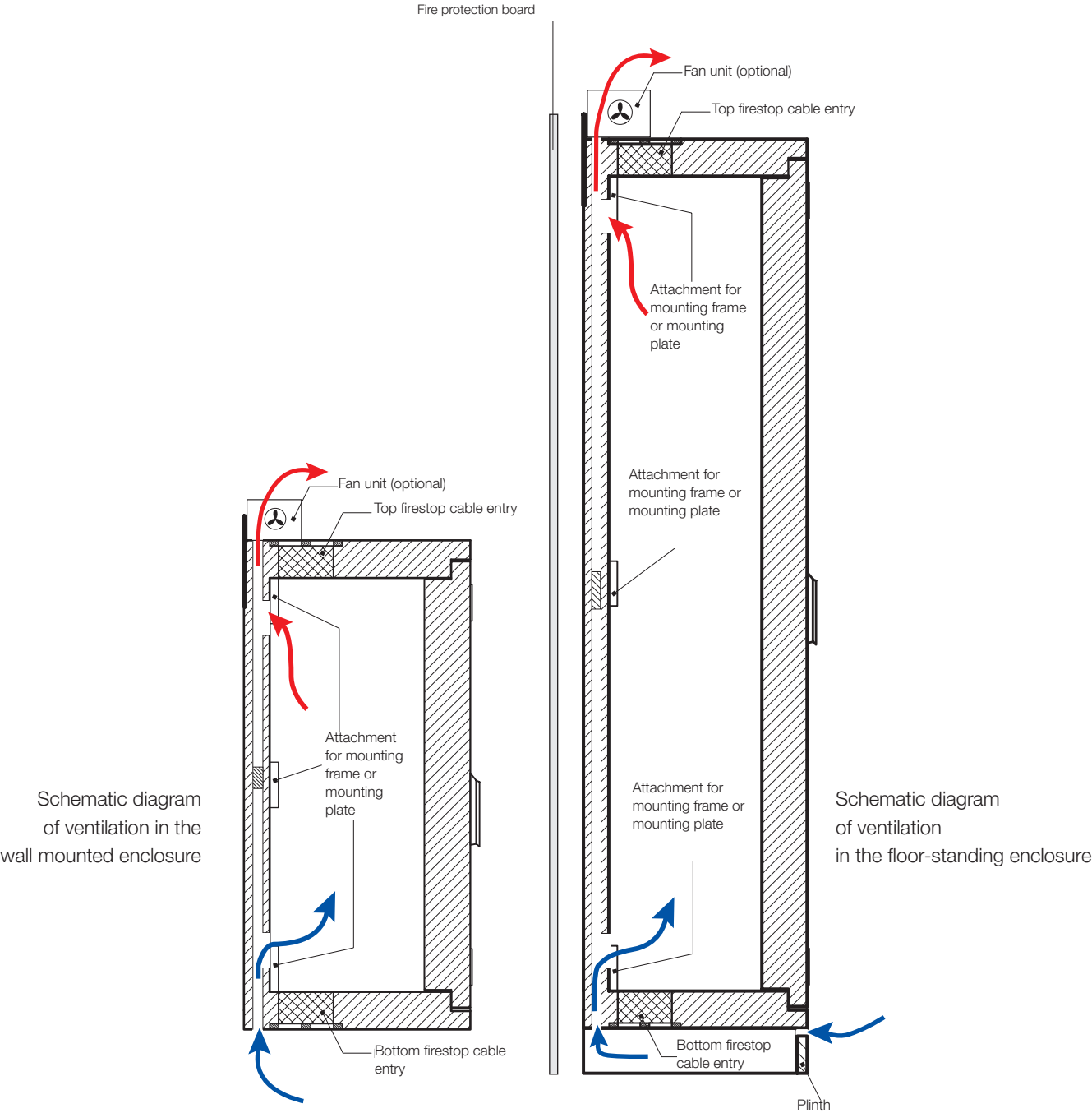
Fire protection enclosures

Additional features

Wall enclosures/floor-standing enclosures as free standing enclosures

If the enclosure is mounted or installed away from the wall or on an extremely uneven wall, an additional fire protection board (BRW18 - BRW48 - 42 mm thick) must be screwed onto the rear wall of the enclosure.

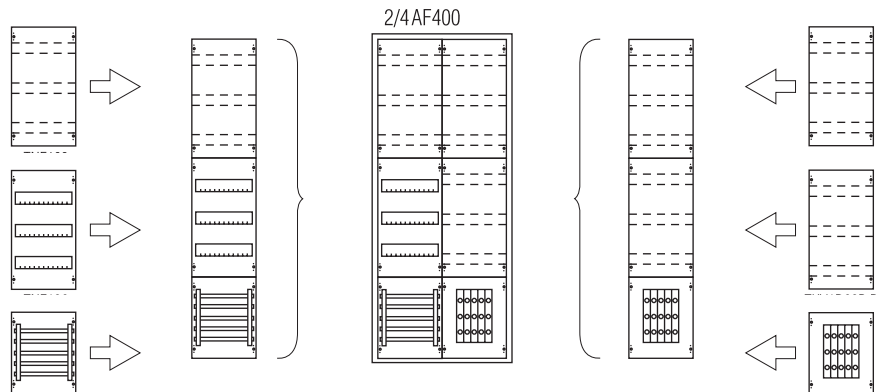
These fire protection boards must be ordered separately, see page 6/18.



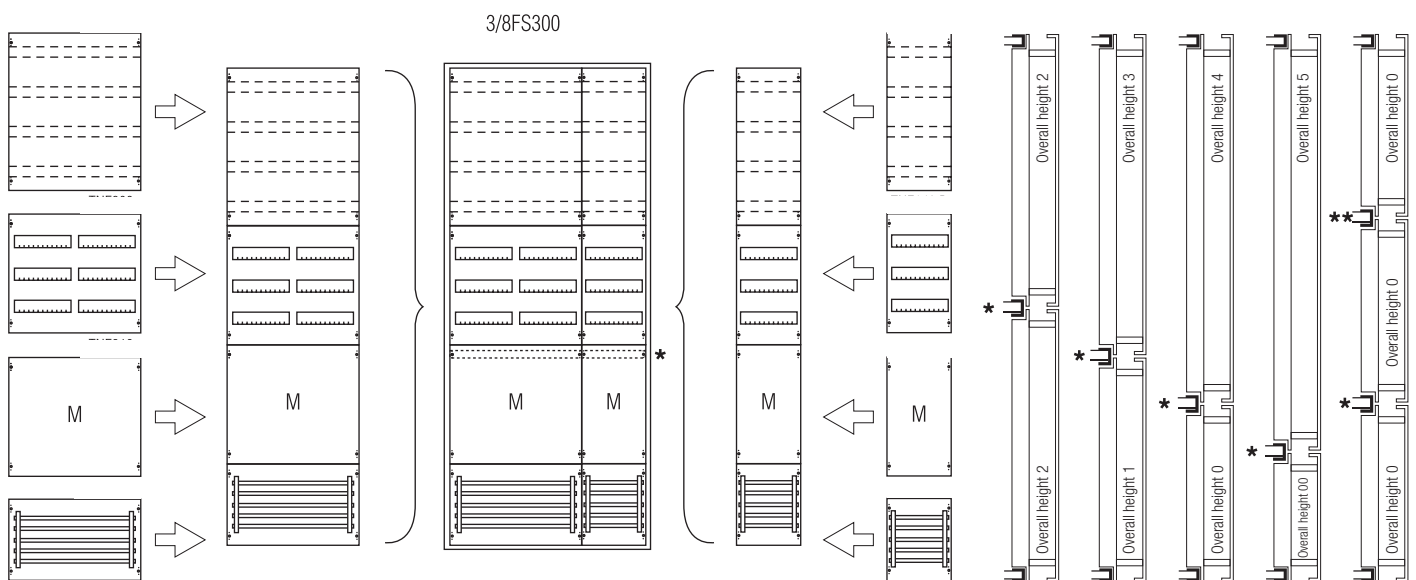
Fire protection enclosures

Sample configuration / Mounting instructions

Sample configuration: Surface-mounted wall enclosure AF



Sample configuration: Floor-standing enclosure SF



*Centre support rail adjustable up or down

Important notes

For flush-mounted, surface-mounted and floor-standing enclosures, the required mounting frames for holding CombiLine modules or distribution board panels are installed (CombiLine modules and distribution board panels, see chapter 7).

When planning module system panels for floor-standing enclosures, you have to take the centre support rail into consideration which spans the entire width of the enclosure (see sample configuration floor-standing enclosure SF)

Fire protection enclosures

Flush-mounted wall enclosure



6

Flush-mounted wall enclosures 6/10

IP41

Enclosure depth 205 mm

Enclosure for flush wall mounting

A2	F30	I30	E30
F90	I90	E90	

Features

- Material with surface coating A2 – non combustible, tested according to DIN 4102 Part 1
- Fire resistance F30/F90, tested according to DIN 4102 Part 2
- Reduce fire load for 30/90 minutes according to DIN 4102 Part 11
- Maintain functionality for 30/90 minutes according to DIN 4102 Part 12
- IP41 degree of protection protection class II
- Impervious to smoke, cold smoke tightness

Design

- Flush mounting (solid wall F30/F90)
- Prepared to be fitted with distribution board panels
- Prepared to be fitted with CombiLine modules on EDF mounting frame
- Changeable door hinge
- Door can be removed to reduce weight
- Locking using swivel handle with double-bit semi-cylinders
- Cable entry, top and bottom
- Door on inside
- Door opening angle: 180 degree

Surface

- Light grey coating – similar to RAL 7035, edges of contrasting colour
- High chemical resistance
- High mechanical resistance and stability

Additional features/Options

- Various surface designs

Fire protection enclosures

Flush-mounted wall enclosure IP41 □, depth 205 mm

Overall height	Grid unit	Panel width	Door hinge	Space units	Ext. dimensions in mm				Weight
OH	GU	PW	right/left	SU	H x W x D	Type	Ord. no.	Price	kg
Flush-mounted wall enclosure IP41 □, depth 205 mm									
0	4	1	right	48	682 x 332 x 205	1/0UF2020	2CPX040008R9999		41
0	4	1	left	48	682 x 332 x 205	1/0UF2120	2CPX040009R9999		41
0	4	2	right	96	682 x 582 x 205	2/0UF2020	2CPX040020R9999		58
0	4	2	left	96	682 x 582 x 205	2/0UF2120	2CPX040021R9999		58
2	6	1	left	72	982 x 332 x 205	1/2UF2120	2CPX040029R9999		55
2	6	2	right	144	982 x 582 x 205	2/2UF2020	2CPX040040R9999		80
2	6	2	left	144	982 x 582 x 205	2/2UF2120	2CPX040041R9999		80

A2 F30 I30 E30

6

Flush-mounted wall enclosure IP41 □, depth 205 mm									
0	4	1	right	48	682 x 332 x 205	1/0UF2021	2CPX040052R9999		49
0	4	1	left	48	682 x 332 x 205	1/0UF2121	2CPX040053R9999		49
0	4	2	right	96	682 x 582 x 205	2/0UF2021	2CPX040064R9999		70
0	4	2	left	96	682 x 582 x 205	2/0UF2121	2CPX040065R9999		70
2	6	1	right	72	982 x 332 x 205	1/2UF2021	2CPX040076R9999		67
2	6	1	left	72	982 x 332 x 205	1/2UF2121	2CPX040077R9999		67
2	6	2	right	144	982 x 582 x 205	2/2UF2021	2CPX040088R9999		99
2	6	2	left	144	982 x 582 x 205	2/2UF2121	2CPX040089R9999		99

A2 F90 I90 E90

Fire protection enclosures

Surface-mounted wall enclosure



6

Surface-mounted wall enclosure AF


IP42

Enclosure depth 396 mm and 496 mm

Enclosure for surface wall mounting



Features

- Material with surface coating A2 – non combustible, tested according to DIN 4102 Part 1 / EN 135 01-1
- Fire resistance F30/F90, tested according to DIN 4102 Part 2
- Reduce fire load for 30/90 minutes according to DIN 4102 Part 11
- Maintain functionality for 30/90 minutes according to DIN 4102 Part 12
- IP42 degree of protection  protection class II
- Impervious to smoke, cold smoke tightness

Design

- Wall mounting (solid wall F30/F90)
- Prepared to be fitted with distribution board panels
- Prepared to be fitted with CombiLine modules on EDF mounting frame
- Changeable door hinge on site, right as standard
- Door can be removed to reduce weight
- Espagnolette closure locking using swivel handle with double-bit semi-cylinders
- Cable entry, top and bottom
- External mounting brackets
- Door on inside
- Door opening angle: 180 degree

Surface

- Light grey coating – similar to RAL 7035, edges of contrasting colour
- High chemical resistance
- High mechanical resistance and stability

Additional features/Options

- Ventilation smoke detector
- Aeration + Ventilation
- Various surface designs

Fire protection enclosures

Surface-mounted wall enclosure IP42 □, depth 396 mm and 496 mm

Overall height	Grid unit	Panel width	Space units	Ext. dimensions in mm				Weight
OH	GU	PW	SU	H x W x D	Type	Ord. no.	Price	kg
Surface-mounted wall enclosure IP42 □, depth 396 mm								
000	2	1	24	468 x 418 x 396	1/000AF300	2CPX042360R9999		61
00	3	1	36	618 x 418 x 396	1/00AF300	2CPX042361R9999		75
00	3	2	72	618 x 668 x 396	2/00AF300	2CPX042362R9999		106
0	4	1	48	768 x 418 x 396	1/0AF300	2CPX042363R9999		90
0	4	2	96	768 x 668 x 396	2/0AF300	2CPX042364R9999		113
1	5	1	60	918 x 418 x 396	1/1AF300	2CPX042365R9999		105
1	5	2	120	918 x 668 x 396	2/1AF300	2CPX042366R9999		145
2	6	1	72	1068 x 418 x 396	1/2AF300	2CPX042367R9999		119
2	6	2	144	1068 x 668 x 396	2/2AF300	2CPX042368R9999		164
2	6	3	216	1068 x 918 x 396	3/2AF300	2CPX042369R9999		208
4	8	1	96	1368 x 418 x 396	1/4AF300	2CPX042370R9999		148
4	8	2	192	1368 x 668 x 396	2/4AF300	2CPX042371R9999		202
Surface-mounted wall enclosure IP42 □, depth 496 mm								
0	4	2	96	768 x 668 x 496	2/0AF400	2CPX042372R9999		145
1	5	2	120	918 x 668 x 496	2/1AF400	2CPX042373R9999		166
2	6	2	144	1068 x 668 x 496	2/2AF400	2CPX042374R9999		188
2	6	3	216	1068 x 918 x 496	3/2AF400	2CPX042375R9999		236
4	8	2	192	1368 x 668 x 496	2/4AF400	2CPX042376R9999		230

6

A2 **F30** **I30** **E30**

Overall height	Grid unit	Panel width	Space units	Ext. dimensions in mm				Weight
OH	GU	PW	SU	H x W x D	Type	Ord. no.	Price	kg
Surface-mounted wall enclosure IP42 □, depth 396 mm								
000	2	1	24	468 x 418 x 396	1/000AF301	2CPX042377R9999		61
00	3	1	36	618 x 418 x 396	1/00AF301	2CPX042378R9999		75
00	3	2	72	618 x 668 x 396	2/00AF301	2CPX042379R9999		106
0	4	1	48	768 x 418 x 396	1/0AF301	2CPX042380R9999		90
0	4	2	96	768 x 668 x 396	2/0AF301	2CPX042381R9999		113
1	5	1	60	918 x 418 x 396	1/1AF301	2CPX042382R9999		105
1	5	2	120	918 x 668 x 396	2/1AF301	2CPX042383R9999		145
2	6	1	72	1068 x 418 x 396	1/2AF301	2CPX042384R9999		119
2	6	2	144	1068 x 668 x 396	2/2AF301	2CPX042385R9999		164
2	6	3	216	1068 x 918 x 396	3/2AF301	2CPX042386R9999		208
4	8	2	192	1368 x 668 x 396	2/4AF301	2CPX042387R9999		202
Surface-mounted wall enclosure IP42 □, depth 496 mm								
2	6	2	144	1068 x 668 x 496	2/2AF401	2CPX042389R9999		188
2	6	3	216	1068 x 918 x 496	3/2AF401	2CPX042390R9999		236
4	8	2	192	1368 x 668 x 496	2/4AF401	2CPX042391R9999		230

Important note

To maintain functionality (E90) a cable cooling cover for cables is required.
(Cable cooling covers, see page 6/18)

A2 **F90** **I90** **E90**

- > For the dimensions of the different cabinet depths see page 6/32
- > For CombiLine modules and distribution board panels, see Chapter Distribution panel system

Fire protection enclosures

Floor-standing enclosures



6

Floor-standing enclosure SF

IP42

Enclosure depth 396 mm and 604 mm

Enclosure for floor mounting

A2

F30

I30


E30

F90

I90

E90

Features

- Material with surface coating A2 – non combustible, tested according to DIN 4102 Part 1 / EN 135 01-1
- Fire resistance F30/F90, tested according to DIN 4102 Part 2
- Reduce fire load for 30/90 minutes according to DIN 4102 Part 11
- Maintain functionality for 30/90 minutes according to DIN 4102 Part 12
- IP42 degree of protection  protection class II
- Impervious to smoke, cold smoke tightness

Design

- Floor mounting
- Prepared to be fitted with distribution board panels
- Prepared to be fitted with CombiLine modules on EDF mounting frame
- Changeable door hinge, optionally right or left
- Door can be removed to reduce weight
- Espagnolette closure locking using swivel handle with double-bit semi-cylinders
- Fire stop cable entry for cable bundles or single cable entry
- Cable entry, top and bottom
- Door on inside
- Door opening angle: 180 degree
- Plinth with removable front for lift truck
- Ventilation system using rear wall of enclosure

Surface

- Light grey coating – similar to RAL 7035, edges of contrasting colour
- High chemical resistance
- High mechanical resistance and stability

Additional features/Options

- Ventilation smoke detector
- Aeration + Ventilation
- Various surface designs

Important note: If the enclosure is mounted or installed away from the wall or on an extremely uneven wall, an additional fire protection board (42 mm thick) must be screwed onto the rear wall of the enclosure.

Fire protection enclosures

Floor-standing enclosure IP42 □, depth 396 mm and 604 mm

Overall height	Grid unit	Panel width	Door hinge	Space units	Ext. dimensions in mm	Type	Ord. no.	Price	Weight
OH	GU	PW	right/left	SU	H x W x D				kg
Floor-standing enclosure IP42 □, depth 396 mm									
8	12	1	right	144	2068 x 418 x 396	1/8SF300	2CPX042392R9999		211
8	12	1	left	144	2068 x 418 x 396	1/8SF310	2CPX042393R9999		211
8	12	2	right	288	2068 x 668 x 396	2/8SF300	2CPX042394R9999		284
8	12	2	left	288	2068 x 668 x 396	2/8SF310	2CPX042395R9999		284
8	12	3	right	432	2068 x 918 x 396	3/8SF300	2CPX042396R9999		357
8	12	3	left	432	2068 x 918 x 396	3/8SF310	2CPX042397R9999		357
8	12	4	2-leaf door	576	2068 x 1168 x 396	4/8SF300	2CPX042398R9999		362
Floor-standing enclosure IP42 □, depth 604 mm									
8	12	2	right	288	2068 x 668 x 604	2/8SF600	2CPX042400R9999		354
8	12	2	left	288	2068 x 668 x 604	2/8SF610	2CPX042401R9999		354
8	12	3	right	432	2068 x 918 x 604	3/8SF600	2CPX042402R9999		435
8	12	3	left	432	2068 x 918 x 604	3/8SF610	2CPX042403R9999		435
8	12	4	2-leaf door	576	2068 x 1168 x 604	4/8SF600	2CPX042404R9999		448

6

A2 F30 I30 E30

Overall height	Grid unit	Panel width	Door hinge	Space units	Ext. dimensions in mm	Type	Ord. no.	Price	Weight
OH	GU	PW	right/left	SU	H x W x D				kg
Floor-standing enclosure IP42 □, depth 396 mm									
8	12	1	right	144	2068 x 418 x 396	1/8SF301	2CPX042406R9999		211
8	12	1	left	144	2068 x 418 x 396	1/8SF311	2CPX042407R9999		211
8	12	2	right	288	2068 x 668 x 396	2/8SF301	2CPX042408R9999		284
8	12	2	left	288	2068 x 668 x 396	2/8SF311	2CPX042409R9999		284
8	12	3	right	432	2068 x 918 x 396	3/8SF301	2CPX042410R9999		357
8	12	3	left	432	2068 x 918 x 396	3/8SF311	2CPX042411R9999		357
8	12	4	2-leaf door	576	2068 x 1168 x 396	4/8SF301	2CPX042412R9999		362
Floor-standing enclosure IP42 □, depth 604 mm									
8	12	2	right	288	2068 x 668 x 604	2/8SF601	2CPX042414R9999		354
8	12	2	left	288	2068 x 668 x 604	2/8SF611	2CPX042415R9999		354
8	12	3	right	432	2068 x 918 x 604	3/8SF601	2CPX042416R9999		435
8	12	3	left	432	2068 x 918 x 604	3/8SF611	2CPX042417R9999		435
8	12	4	2-leaf door	576	2068 x 1168 x 604	4/8SF601	2CPX042418R9999		448

Important note

To maintain functionality (E90) a cable cooling cover for cables is required.
(for cable cooling covers, see page 6/18)

A2 F90 I90 E90

Fire protection enclosures

Mantle enclosure



6

Mantle enclosure MF

IP41

Enclosure depth 396 mm

Enclosure for mounting over existing distribution boards



Features

- Material with surface coating A2 – non combustible, tested according to DIN 4102 Part 1
- Fire resistance F30/F90, tested according to DIN 4102 Part 2
- Reduce fire load for 30/90 minutes according to DIN 4102 Part 11
- Maintain functionality for 30/90 minutes according to DIN 4102 Part 12
- Degree of protection IP41
- Impervious to smoke

Design

- Wall mounting
- Changeable door hinge
- Door can be removed to reduce weight
- Espagnolette closure locking using swivel handle with double-bit semi-cylinders
- Fire stop cable entry for bundle entry
- Door on inside
- Door opening angle: 180 degree

Surface

- Light grey coating – similar to RAL 7035, edges of contrasting colour
- High chemical resistance
- High mechanical resistance and stability

Important note: The fan unit cannot be used on mantle enclosures.
Only assembly mantle enclosures on fire resistant walls.

Fire protection enclosures

Mantle enclosure IP41, depth 396 mm

Int. dimensions in mm	Ext. dimensions in mm				Weight
H x W x D	H x W x D	Type	Ord. no.	Price	kg
Mantle enclosure IP41, depth 396 mm					
665 x 354 x 240	829 x 518 x 340	1/0MF300	2CPX042420R9999		85
815 x 354 x 240	979 x 518 x 340	1/1MF300	2CPX042421R9999		97
815 x 604 x 240	979 x 768 x 340	2/1MF300	2CPX042422R9999		124
1115 x 354 x 240	1279 x 518 x 340	1/3MF300	2CPX042423R9999		121

A2

F30

I30

E30

Mantle enclosure IP41, depth 396 mm					
665 x 354 x 240	829 x 518 x 340	1/0MF301	2CPX042424R9999		89
815 x 354 x 240	979 x 518 x 340	1/1MF301	2CPX042425R9999		101
815 x 604 x 240	979 x 768 x 340	2/1MF301	2CPX042426R9999		127
1115 x 354 x 240	1279 x 518 x 340	1/3MF301	2CPX042427R9999		125

Important note

To maintain functionality (E90) a cable cooling cover for cables is required.
(Cable cooling covers, see page 6/18)

F90

I90

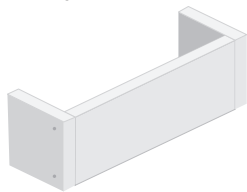
E90

Fire protection enclosures

Accessories



BRW28



BKF1



ZB905



ZB903



ZB901







ZB904

Article	External dimensions in mm H x W x D	Type	Ord. no.	Price	Weight in kg
Fire protection board					
If the enclosure is mounted or installed away from the wall or on an extremely uneven wall, an additional fire protection board (42 mm thick) must be screwed onto the rear wall of the enclosure.					
for 1/8SF...		BRW18	2CPX042428R9999		30
for 2/8SF...		BRW28	2CPX042429R9999		60
for 3/8SF...		BRW38	2CPX042430R9999		90
for 4/8SF...		BRW48	2CPX042431R9999		120
Cable cooling covers					
Always required to maintain functionality E90					
1 panel wide	300 x 274 x 238	BKF1	2CPX041107R9999		13
2 panel wide	300 x 508 x 238	BKF2	2CPX041108R9999		18
3 panel wide	300 x 742 x 238	BKF3	2CPX041109R9999		23
4 panel wide	300 x 976 x 238	BKF4	2CPX041110R9999		27
> Dimensions cable cooling cover, see page 37					
Pressure sensor					
For monitoring the air flow from the fan Has a potential free changeover contact		ZB905	2CPX042437R9999		
Required accessories for conversion to IP54					
Silicone for sealing of cable entries for IP54 degree of protection		ZB900	2CPX042432R9999		
Filter cover for air inlet Required for IP54 and/or a use with a fan unit		ZB902	2CPX042434R9999		
Smoke detector 24 V with switch base – connection to fan unit and power supply (when smoke is detected the fan is switched off and the ventilation openings become impervious to smoke - for a use in rescue or escape routes) ZB903		ZB903	2CPX042435R9999		
Fan Required for IP54 or for higher power losses, external fan unit IP54 with fan 24 V, includes thermal switch-off using soldering strut, for mounting over the air outlet at the top of the enclosure		ZB901	2CPX042433R9999		
Power supply 230 V/24 V For supply and connection of fan and smoke detector		ZB904	2CPX042436R9999		

Fire protection related requirements

Technical data for power supply / fan / pressure sensor

Requirements		Required components						
	Degree of protection: IP	Ventilation openings top/bottom	Power supply ZB904	Fan ZB901	Pressure sensor ZB905	Smoke detector ZB903	Filter cover ZB902	Silicone ZB900
		gravitational ventilation		Incl. ventilation flaps in the enclosure 			For air inflow	For sealing cable entry
I30 I90	IP42	deactivated*	-	-	-	-	-	-
	IP42	active	X	X	optional	X	-	-
	IP54	deactivated*	-	-	-	-	-	X
	IP54	active	X	X	optional	X	X	X
E30 E90	IP42	active	-	-	-	-	-	-
	IP42	active	X	X	optional	-	-	-
	IP54	active	X	X	optional	-	X	X

* using self adhesive covers

6

Technical specifications

Power supply ZB904

Dimensions	H 90 x W 40 x D 100 mm
Input	100 V - 240 V AC
Output	DC 24 V / 1,7 A
Power	40,8 W
Weight	0,35 kg
Temperature	5°C - 70°C

Fan ZB901

Dimensions	H 185 x W 98 x D 240 mm
Voltage	DC 24 V/0.48 A/11.52 W
Air flow	0 - 55 m³/h at 250 - 10 Pa
Revolutions per minute	2650 1/min
Noise level	55 dB (A)
Ambient temperature	-10°C up to + 40°C
Life cycle	100,000 h

Pressure sensor ZB905

Dimensions	H 57.5 x Ø 85 mm
Switching capacity	1.0 A/250 V AC
Temperature range	-20°C up to +85°C
max. operating pressure	50 mbar
Electrical connections	Flat plug 6.3 x 0.8 mm DIN 46244 with screw terminal up to 2.5 mm²
degree of protection	IP54 (with protection cap)
Life cycle	106 switching cycles

Compact electrical operating room

90 minutes fire resistance

Fire-resistant room made of non-combustible A2 B material for the containment of electrical safety systems complying with the applicable building regulations. For the installation of complete distribution board enclosures such as TwinLine offering a degree of protection of not less than IP54 into the fire-resistant operating rooms.

Installation space for individually equipped low voltage switchgear assemblies. Without the need of a separate proof of a system's integrity under the terms of the relevant building regulations (MLAR [regulation on fire security of conduit installations]/ MEltBauVO [Model of a directive on the construction of premises for electrical systems]). Switchgear assemblies of this type are suited for higher power losses than fire protection enclosures.

Important note!

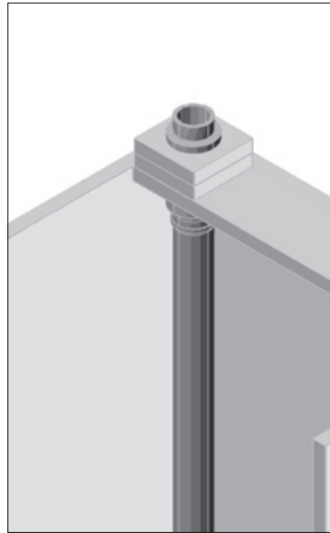

The rooms are prepared to be fitted with the user's ventilation system. In case of a fire the ventilation system must guarantee the ventilation over the specified time.



For a better representation, the pictures are presented without door

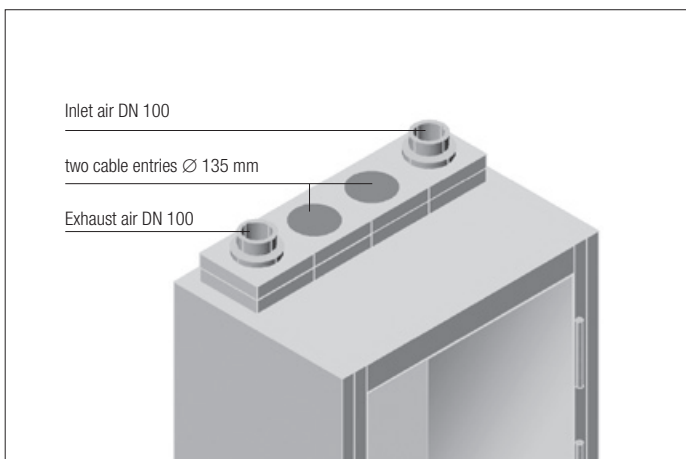
Compact electrical operating room

90 minutes fire resistance




Ventilation

The rooms are prepared for a connection of the user's ventilation systems. The user's ventilation system must guarantee the ventilation over the specified time in case of a fire.



Cable entry

Cable entry from the top through two fire resistance fire stop cable entries.



Door

- With door handle, impervious to smoke, self-closing
- Prepared for semi-cylinders
- As an option with fire resistance inspection window

Delivery formats

- Completely mounted
- As flatpack for self-assembly

Compact electrical operating room

90 minutes fire resistance



Electrical operating room

IP54

Depth 586 mm

Compact enclosure



Features

- Fire resistance: 90 minutes
- EI 90/F 90 classification walls/ceiling
- T 90-RS classification of the door
- Door impervious to smoke, tested for continuous operation, self-closing
- Degree of protection IP54



Design

- Room offering high mechanical and chemical resistance in two standard sizes
- Fire protection using a dedicated fire protection board
- Free-standing installation
- 180 degree door opening angle, self-closing
- Door extractable, aluminium sliver latch
- Locking with 3-latch locks for semi-cylinders
- Door with circumferential smoke and fire protection seals, independent foaming in case of a fire
- Fire resistance inlet and exhaust air system, impervious to smoke per NW of 100 mm for the connection of the user's ventilation system
- Fire resistance fire stop cable entries, 135 mm diameter
- Plinth assembled, included in the scope of delivery

Material

- Surface-coated material, A2 - s1, d0 classification, non-combustible
- The standard HPL surface is highly resistant and impervious to moisture
- Standard colour light grey, similar to RAL 7035, edges and chamfers painted dark

Additional features/Options

- Fire resistance inspection window in the door
- Additional cable entry

Compact electrical operating room

Operating rooms / plinth



KEB28R



KEB38R



BSR2



BSR3

Panel width	External dimensions in mm					Weight
PW	H x W x D	Hinged	Type	Ord. no.	Price	kg
Fully assembled						
2 panel wide	2501 x 894 x 586	right	KEB28R	2CPX042930R9999		662
	2501 x 894 x 586	left	KEB28L	2CPX042931R9999		662

As flatpack						
2 panel wide	2501 x 894 x 586	right	KEB28RB	2CPX042932R9999		662
	2501 x 894 x 586	left	KEB28LB	2CPX042933R9999		662

Panel width	External dimensions in mm					Weight
PW	H x W x D	Hinged	Type	Ord. no.	Price	kg
Fully assembled						
3 panel wide	2501 x 1144 x 586	right	KEB38R	2CPX042934R9999		692
	2501 x 1144 x 586	left	KEB38L	2CPX042935R9999		692



As flatpack						
3 panel wide	2501 x 1144 x 586	right	KEB38RB	2CPX042936R9999		692
	2501 x 1144 x 586	left	KEB38LB	2CPX042937R9999		692

Article	External dimensions in mm H x W x D	Type	Ord. no.	Price	Weight in kg
Plinth* Width 810 mm 2 panel wide	84 x 894 x 586	BSR2	2CPX042938R9999		50
Plinth* Width 1060 mm 3 panel wide	84 x 1144 x 586	BSR3	2CPX042939R9999		65

* The plinths are included in the scope of delivery.
> For the dimensions of the different cabinet depths see page 6/32

Fire protection enclosures

Terminal boxes without terminal block



Terminal boxes KF

IP41

Enclosures for wall or ceiling mounting

Fastening material for ceiling mounting on request

A2 **F30** **E30**
F90 **E90**

Features

- Material with surface coating A2 – non combustible, tested according to DIN 4102 Part 1
- Fire resistance F30/F90, tested according to DIN 4102 Part 2
- Maintain functionality for 30/90 minutes according to DIN 4102 Part 12
- IP41 degree of protection
- Impervious to smoke

Design


- Securing using 4 drillings in the frame corners using the included fastening material
- Mounting on wall or ceiling is possible
- Cover screwed on with two self locking nuts
- Cover with handle milling
- Cable entry from two sides
- Fire stop cable entry automatically foams up in case of fire
- Simple securing of installed components using predrilled holes
- Simple entry and connection of cable through demountable frame plate system (layered structure)

Surface

- Light grey colour – similar to RAL 7035, edges of contrasting colour
- High chemical resistance
- High mechanical resistance and stability

Fire protection enclosures


Terminal boxes without terminal block IP41

Int. dimensions in mm	Ext. dimensions in mm	Cable entry		Type	Ord. no.	Price	Weight
		W x H	Number				kg
Terminal boxes without terminal block IP41 							
200 x 200 x 84	350 x 350 x 128	50 x 170	2	KF35140	2CPX041092R9999		17
300 x 300 x 84	450 x 450 x 128	50 x 270	2	KF45140	2CPX041093R9999		25
400 x 400 x 84	550 x 550 x 128	50 x 370	2	KF55140	2CPX041094R9999		34

A2

F30

E30

Terminal boxes without terminal block IP41 							
200 x 200 x 84	350 x 350 x 148	50 x 170	2	KF35161	2CPX041098R9999		21
300 x 300 x 84	450 x 450 x 148	50 x 270	2	KF45161	2CPX041099R9999		31
400x 400 x 84	550 x 550 x 148	50 x 370	2	KF55161	2CPX041100R9999		43

A2

F90

E90

Fire protection doors

For preventative fire protection

Fire protection doors VF IP54

- Fire-resistant covers impervious to smoke
- Plate material with surface coating – non combustible
- Fire resistance 30 and 90 minutes
- Mounting on various wall structures

Fire protection doors are intended to isolate flush-mounted distribution systems from escape and rescue routes (reduce fire load according to MLAR). It also guarantees that functionality is maintained in case of a fire, if the appropriate verification can be provided.

A2	F30	I30	E30
F90	I90	E90	




Fire protection doors

For preventative fire protection

In standard design, the distribution board may protrude a maximum of 20 mm from the wall. Take the old doors off the hinges and remove them.

The fire protection door must rest at least 115 mm above the existing distribution board, which means this cover dimension plus the door thickness caused by the opening angle must be present around the existing distribution board.


If the existing distribution system protrudes more than 20 mm from the wall, you can order an additional raising frame for the fire protection door.




Tested material with surface coating DIN 4102 Part 1; material class A2



Integrated frame with fixing points



Removable stainless steel hinges. Door can be removed.



Fire and smoke protection around entire frame



2-point locking via espagnolette closure



Swivel handle with stainless steel appearance and a double bit semi-cylinder

Fire protection doors



6

Fire protection door VF

IP54

Door depth at 30 minutes 51 mm

Door depth at 90 minutes 71 mm

Door that is mounted in front of existing flush-mounted distribution systems

A2

F30

I30

E30

F90

I90

E90

Function

- Material with surface coating A2 – non combustible, tested according to DIN 4102 Part 1
- Fire resistance F30/F90, tested according to DIN 4102 Part 2
- Reduce fire load for 30/90 minutes according to DIN 4102 Part 11
- Maintain functionality for 30/90 minutes according to DIN 4102 Part 12
- Impervious to smoke
- IP54 degree of protection

Design

- 1-leaf door
- Door opening angle approx. 180° with F30 version, approx. 150° with F90 version
- Door hinge right
- All-round wall compensating frame (W x D: 115 x 28 mm) with fastening holes
- Doors opening on frame
- Locking with swivel handle with metal appearance with DIN semi-cylinder
- 2-point locking via espagnolette closure
- Stainless steel hinges with extractable pivot pin to remove door leaves
- Fastening material: frame anchors, screws included in the scope of delivery

Surface

- Light grey colour – similar to RAL7035, edges of contrasting colour
- High chemical resistance
- High mechanical resistance and stability, Brinell hardness: 50 N/mm
- High material density 1,450 kg/m³
- Surface characteristics according to EN 438-2

Additional features/Options

- Additional compensating frames for larger covers
- Various surface designs
- Door hinge right

Fire protection doors

Fire protection doors IP54, Door depth 51 mm and 71 mm

Overall height	Panel width	Door hinge	Int. dimensions in mm	Ext. dimensions in mm				Weight
OH	PW	right/left	H x W x D	H x W x D	Type	Ord. no.	Price	kg
Fire protection doors IP54, Door depth 51 mm								
0	1	right	665 x 345 x 22	895 x 575 x 51	1/0VF10	2CPX041048R9999		30
0	2	right	665 x 565 x 22	895 x 795 x 51	2/0VF10	2CPX041049R9999		37
1	2	right	815 x 565 x 22	1045 x 795 x 51	2/1VF10	2CPX041050R9999		42
1	3	right	815 x 815 x 22	1045 x 1045 x 51	3/1VF10	2CPX041051R9999		53
2	2	right	965 x 565 x 22	1195 x 795 x 51	2/2VF10	2CPX041052R9999		47
2	3	right	965 x 815 x 22	1195 x 1045 x 51	3/2VF10	2CPX041053R9999		60
2	4	2-leaf door	965 x 1065 x 22	1195 x 1295 x 51	4/2VF20	2CPX041057R9999		72
3	4	2-leaf door	1115 x 1065 x 22	1345 x 1295 x 51	4/3VF20	2CPX041058R9999		80
4	2	right	1265 x 565 x 22	1495 x 795 x 51	2/4VF10	2CPX041054R9999		58
4	3	right	1265 x 815 x 22	1495 x 1045 x 51	3/4VF10	2CPX041055R9999		73
4	4	2-leaf door	1265 x 1065 x 22	1495 x 1295 x 51	4/4VF20	2CPX041059R9999		88
8	2	right	1865 x 565 x 22	2095 x 795 x 51	2/8VF10	2CPX041056R9999		79
8	4	2-leaf door	1865 x 1065 x 22	2095 x 1295 x 51	4/8VF20	2CPX041060R9999		119

6

A2 **F30**

Fire protection doors IP54, Door depth 71 mm								
0	1	right	665 x 345 x 22	895 x 575 x 71	1/0VF11	2CPX041061R9999		42
0	2	right	665 x 565 x 22	895 x 795 x 71	2/0VF11	2CPX041062R9999		58
1	2	right	815 x 565 x 22	1045 x 795 x 71	2/1VF11	2CPX041063R9999		67
1	3	right	815 x 815 x 22	1045 x 1045 x 71	3/1VF11	2CPX041064R9999		86
2	2	right	965 x 565 x 22	1195 x 795 x 71	2/2VF11	2CPX041065R9999		76
2	3	right	965 x 815 x 22	1195 x 1045 x 71	3/2VF11	2CPX041066R9999		97
2	4	2-leaf door	965 x 1065 x 22	1195 x 1295 x 71	4/2VF21	2CPX041070R9999		118
3	4	2-leaf door	1115 x 1065 x 22	1345 x 1295 x 71	4/3VF21	2CPX041071R9999		132
4	2	right	1265 x 565 x 22	1495 x 795 x 71	2/4VF11	2CPX041067R9999		94
4	3	right	1265 x 815 x 22	1495 x 1045 x 71	3/4VF11	2CPX041068R9999		120
4	4	2-leaf door	1265 x 1065 x 22	1495 x 1295 x 71	4/4VF21	2CPX041072R9999		146
8	2	right	1865 x 565 x 22	2095 x 795 x 71	2/8VF11	2CPX041069R9999		129
8	4	2-leaf door	1865 x 1065 x 22	2095 x 1295 x 71	4/8VF21	2CPX041073R9999		201

A2 **F90**

Important notes

Minimum internal dimensions of the fire protection doors = niche dimension of the flush wall box without flush frame + 115 mm around on each side

Fire protection door swings via the hinge-sided frame => leave a minimum clearance of 40 mm (see page 6/38)

Fire protection doors

Raising frame



2/2EF11



4/2EF21

Overall height	Panel width	Int. dimensions in mm	Ext. dimensions in mm				Weight
OH	PW	H x W x D	H x W x D	Type	Ord. no.	Price	kg
Raising frame for 1-leaf doors							
0	1	665 x 345 x 22	895 x 575 x 22	1/0EF11	2CPX041074R9999		10
0	2	665 x 565 x 22	895 x 795 x 22	2/0EF11	2CPX041075R9999		12
1	2	815 x 565 x 22	1045 x 795 x 22	2/1EF11	2CPX041076R9999		13
1	3	815 x 815 x 22	1045 x 1045 x 22	3/1EF11	2CPX041077R9999		15
2	2	965 x 565 x 22	1195 x 795 x 22	2/2EF11	2CPX041078R9999		14
2	3	965 x 815 x 22	1195 x 1045 x 22	3/2EF11	2CPX041079R9999		16
4	2	1265 x 565 x 22	1495 x 795 x 22	2/4EF11	2CPX041080R9999		17
4	3	1265 x 815 x 22	1495 x 1045 x 22	3/4EF11	2CPX041081R9999		19
8	2	1865 x 565 x 22	2095 x 795 x 22	2/8EVF1	2CPX041082R9999		22
Raising frame for 2-leaf doors							
2	4	965 x 1065 x 22	1195 x 1295 x 22	4/2EF21	2CPX041083R9999		18
3	4	1115 x 1065 x 22	1345 x 1295 x 22	4/3EF21	2CPX041084R9999		20
4	4	1265 x 1065 x 22	1495 x 1295 x 22	4/4EF21	2CPX041085R9999		21
8	4	1865 x 1065 x 22	2095 x 1295 x 22	4/8EF21	2CPX041086R9999		26

A2

F90

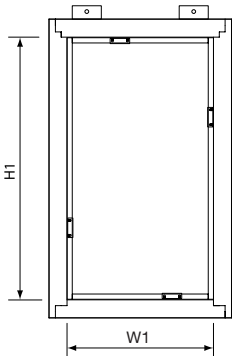
Notes

6

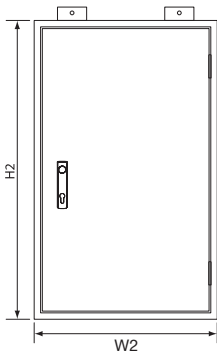
Flush-mounted wall enclosure

Dimensions, weights, power losses

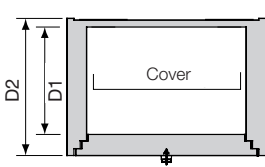
Interior view



Front view



Top view



6

	Int. dimensions in mm	Ext. dimensions in mm	Weight	Permissible power loss at 25° C ambient temperature
Type	H1 x W1 x D1	H2 x W2 x D2	kg	W
1/0UF2020	600 x 250 x 138	682 x 332 x 205	41	11
1/0UF2120	600 x 250 x 138	682 x 332 x 205	41	11
2/0UF2020	600 x 500 x 138	682 x 582 x 205	58	22
2/0UF2120	600 x 500 x 138	682 x 582 x 205	58	22
1/2UF2020	900 x 250 x 138	982 x 332 x 205	55	16
1/2UF2120	900 x 250 x 138	982 x 332 x 205	55	16
2/2UF2020	900 x 500 x 138	982 x 582 x 205	80	32
2/2UF2120	900 x 500 x 138	982 x 582 x 205	80	32

A2

F30

I30

E30

	Int. dimensions in mm	Ext. dimensions in mm	Weight	Permissible power loss at 25° C ambient temperature
Type	H1 x W1 x D1	H2 x W2 x D2	kg	W
1/0UF2021	600 x 250 x 118	682 x 332 x 205	49	9
1/0UF2121	600 x 250 x 118	682 x 332 x 205	49	9
2/0UF2021	600 x 500 x 118	682 x 582 x 205	70	19
2/0UF2121	600 x 500 x 118	682 x 582 x 205	70	19
1/2UF2021	900 x 250 x 118	982 x 332 x 205	67	14
1/2UF2121	900 x 250 x 118	982 x 332 x 205	67	14
2/2UF2021	900 x 500 x 118	982 x 582 x 205	99	28
2/2UF2121	900 x 500 x 118	982 x 582 x 205	99	28

A2

F90

I90

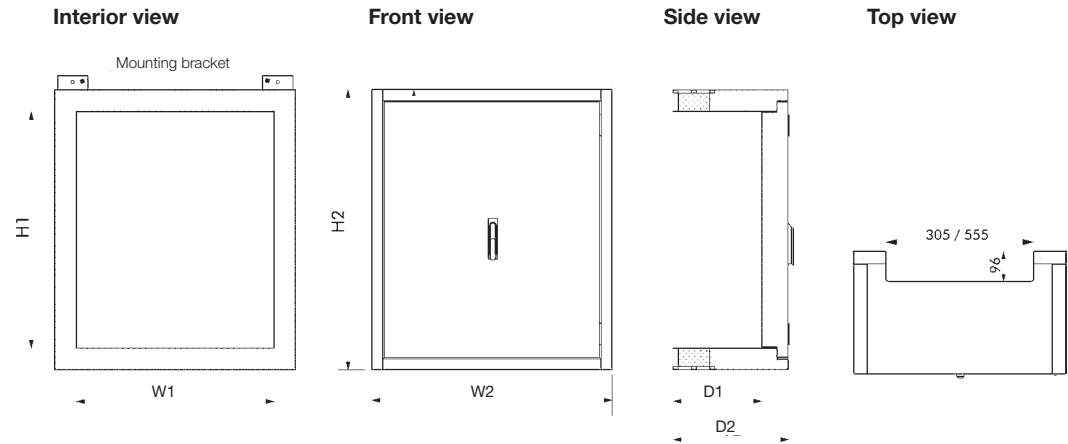
E90

> Dimensions in mm

Mantle enclosures / Cable cooling covers

Dimensions, weight, power losses

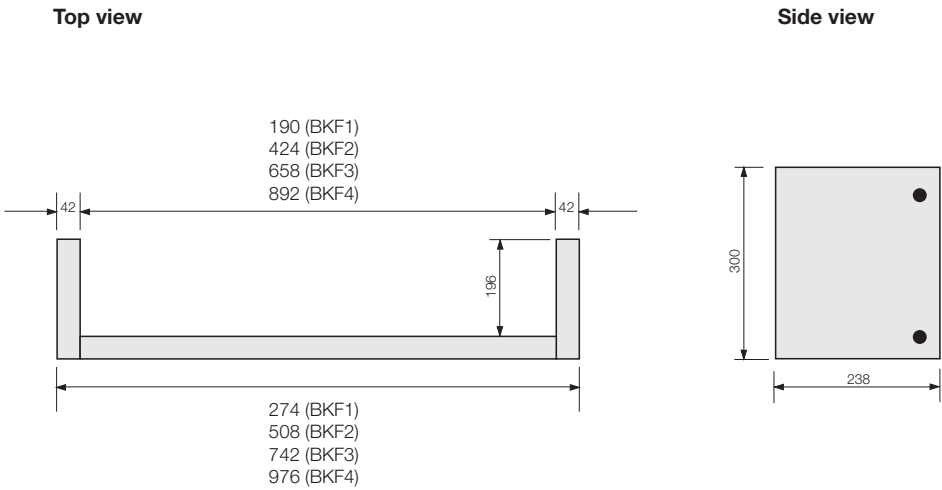
Mantle enclosure



Type	Int. dimensions in mm	Ext. dimensions in mm	Weight	Permissible power loss at 25° C ambient temperature
	H1 x W1 x D1	H2 x W2 x D2	kg	W
1/0MF300	665 x 354 x 240	829 x 518 x 340	85	16
1/1MF300	815 x 354 x 240	979 x 518 x 340	97	18
2/1MF300	815 x 604 x 240	979 x 768 x 340	124	24
1/3MF300	1115 x 354 x 240	1279 x 518 x 340	121	23
1/0MF301	665 x 354 x 240	829 x 518 x 340	89	16
1/1MF301	815 x 354 x 240	979 x 518 x 340	101	18
2/1MF301	815 x 604 x 240	979 x 768 x 340	127	24
1/3MF301	1115 x 354 x 240	1279 x 518 x 340	125	23

6

Cable cooling covers

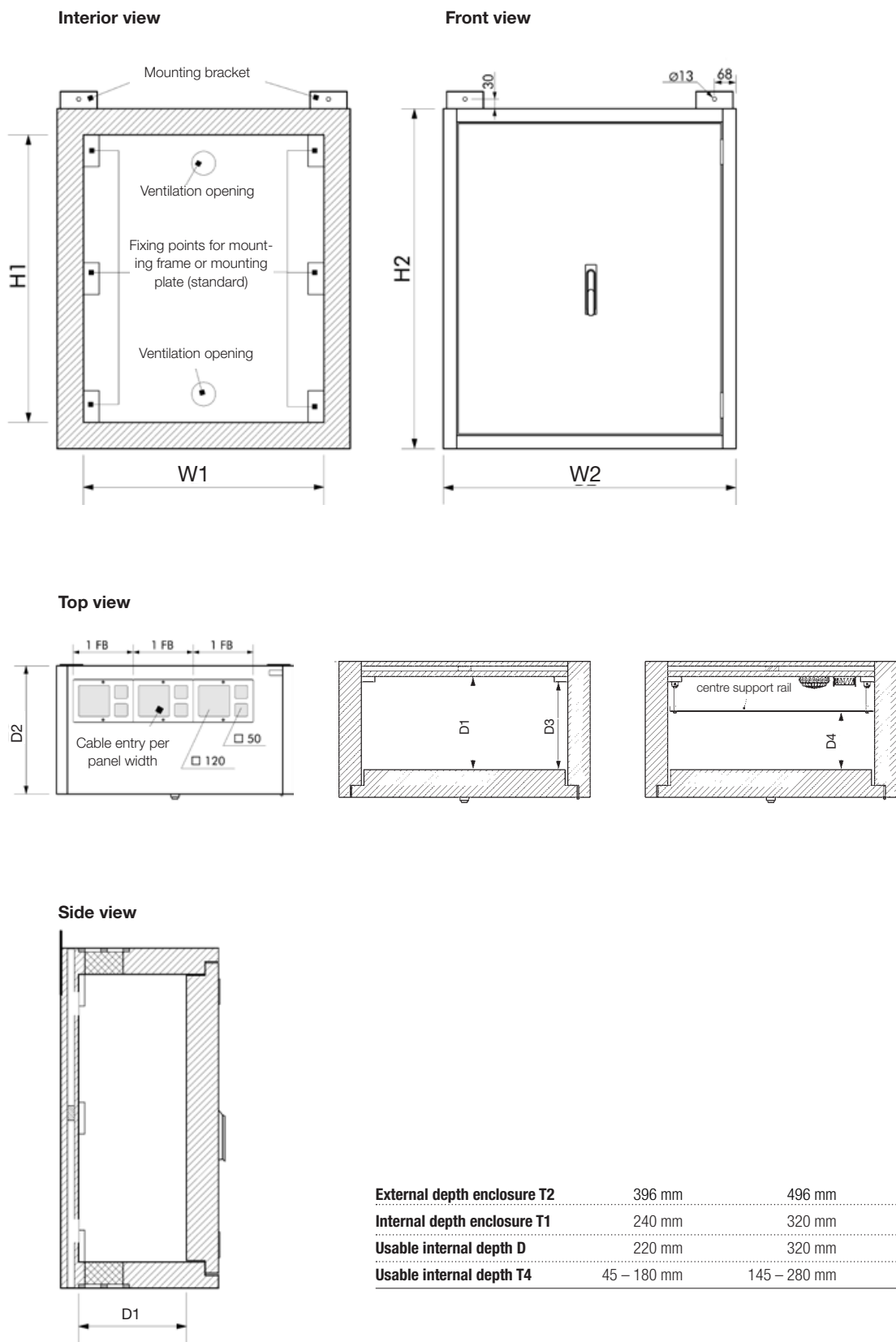


> Dimensions in mm

Surface-mounted wall enclosure

Dimensions, weights, power losses

6



> Dimensions in mm

Surface-mounted wall enclosure

Dimension, weight, power loss

I30

I90

E30

E90

				Requirements IP42 (IP54*1)			
				Internal fire Reduce fire load in escape routes		External fire upkeep functionality	
Type	Int. dimensions in mm	Ext. dimensions in mm	Weight	Ventilation holes...			
				... closed	... closed with fan	... open	... open with fan
	H1 x W1 x D1	H2 x W2 x D2	in kg	Pv max. (W)*2	Pv max. (W)*2	Pv max. (W)*2	Pv max. (W)*2
1/000AF300	300 x 250 x 240	468 x 418 x 396	61	9	400	7	8
1/00AF300	450 x 250 x 240	618 x 418 x 396	75	12	403	9	10
2/00AF300	450 x 500 x 240	618 x 668 x 396	106	18	409	16	17
1/0AF300	600 x 250 x 240	768 x 418 x 396	90	14	405	12	13
2/0AF300	600 x 500 x 240	768 x 668 x 396	113	22	414	19	20
1/1AF300	750 x 250 x 240	918 x 418 x 396	105	17	408	15	16
2/1AF300	750 x 500 x 240	918 x 668 x 396	145	26	418	23	24
1/2AF300	900 x 250 x 240	1068 x 418 x 396	119	20	412	18	19
2/2AF300	900 x 500 x 240	1068 x 668 x 396	164	30	422	27	28
3/2AF300	900 x 750 x 240	1068 x 918 x 396	208	40	433	36	37
1/4AF300	1200 x 250 x 240	1368 x 418 x 396	148	26	418	23	24
2/4AF300	1200 x 500 x 240	1368 x 668 x 396	202	38	431	35	36
2/0AF400	600 x 500 x 340	768 x 668 x 496	145	27	419	24	25
2/1AF400	750 x 500 x 340	918 x 668 x 496	166	32	425	29	30
2/2AF400	900 x 500 x 340	1068 x 668 x 496	188	37	430	33	34
3/2AF400	900 x 750 x 340	1068 x 918 x 496	236	48	442	43	45
2/4AF400	1200 x 500 x 340	1368 x 668 x 496	230	46	440	42	43
1/000AF301	300 x 250 x 240	468 x 418 x 396	61	9	400	2	3
1/00AF301	450 x 250 x 240	618 x 418 x 396	75	12	403	3	4
2/00AF301	450 x 500 x 240	618 x 668 x 396	106	18	409	5	7
1/0AF301	600 x 250 x 240	768 x 418 x 396	90	14	405	4	5
2/0AF301	600 x 500 x 240	768 x 668 x 396	113	22	414	7	8
1/1AF301	750 x 250 x 240	918 x 418 x 396	105	17	408	6	16
2/1AF301	750 x 500 x 240	918 x 668 x 396	145	26	418	8	10
1/2AF301	900 x 250 x 240	1068 x 418 x 396	119	20	412	6	8
2/2AF301	900 x 500 x 240	1068 x 668 x 396	164	30	422	9	12
3/2AF301	900 x 750 x 240	1068 x 918 x 396	208	40	433	12	15
2/4AF301	1200 x 500 x 240	1368 x 668 x 396	192	38	431	12	15
2/1AF401	750 x 500 x 340	914 x 664 x 496	122	32	425	10	12
2/2AF401	900 x 500 x 340	1068 x 668 x 496	188	37	430	11	14
3/2AF401	900 x 750 x 340	1068 x 918 x 496	236	48	442	15	19
2/4AF401	1200 x 500 x 340	1368 x 668 x 496	230	46	440	14	18

6

Required devices	-	Power supply ZB904	-	Power supply ZB904
	-	Fan unit ZB901	-	Fan unit ZB901
	-	Smoke detector ZB903	-	-
Required to transmit an error message in case of a fan failure	-	optional Pressure sensor ZB905	-	optional Pressure sensor ZB905
Function	The ventilation holes are closed using the included adhesive covers.	With fan, high power loss during normal operation. In case of a fire the fan switches off and the ventilation openings close automatically. The inside of the distribution board will be destroyed but no fire or smoke will penetrate through to the outside.	In case of a fire the ventilation openings close automatically. The distribution board continues to function for the indicated period of time.	If a fan is installed the internal enclosure temperature is lower, resulting in a more favourable temperature development inside the enclosure during the initial stage of a fire. In case of fire, the fan switches off. The ventilation openings close automatically. As a result there is no big difference between the values for power loss with or without fan. The distribution board continues to function for the indicated period of time.

*1 For IP54 a filter cover ZB902 and silicone ZB900 are necessary to cover the cable entries.

*2 Recommended approximate values for the assembly or mounting to a fire resistant wall. A derating of electrical devices is to be considered.

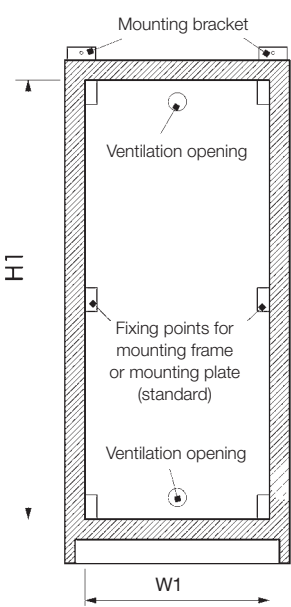
Observe temperature rise limits as per DIN VDE 0660-600. Short circuit withstand rating to be demonstrated pursuant to DIN VDE 0660-600.

> Required devices see page see page 6/18

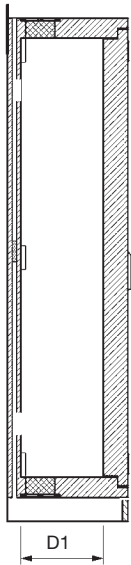
Floor-standing enclosures

Dimension, weight, power loss

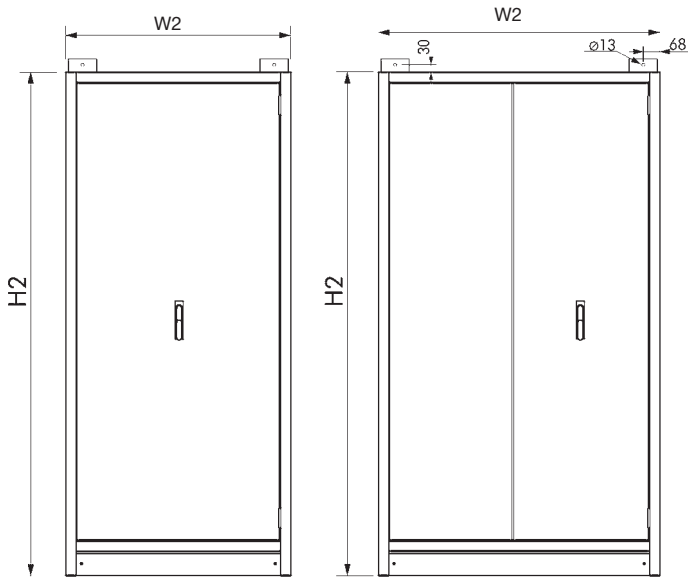
Interior view



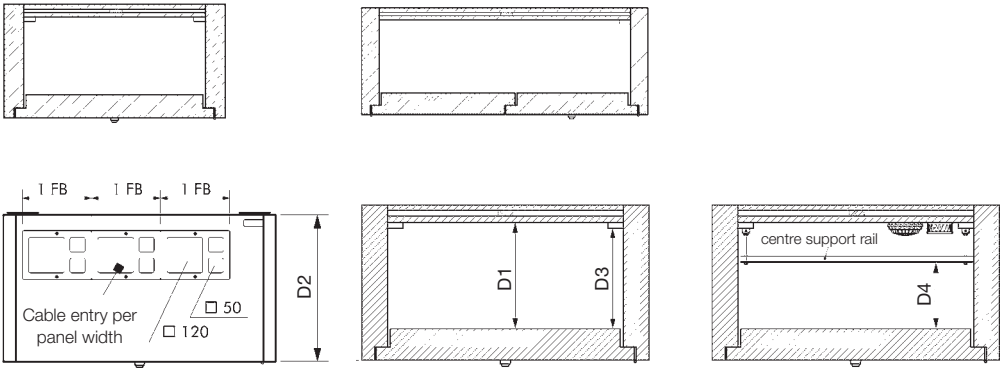
Side view



Exterior view



Top view



Außentiefe Gehäuse T2	396 mm	604 mm
Internal depth enclosure T1	240 mm	440 mm
Usable internal depth D3	220 mm	420 mm
Usable internal depth T4	60 – 180 mm	260 – 380 mm

> Dimensions in mm

Floor-standing enclosures

Dimensions, weights, power losses

I30

I90

E30

E90

				Requirements IP42 (IP54*1)			
				Internal fire Reduce fire load in escape routes		External fire upkeep functionality	
Type	Int. dimensions in mm H1 x W1 x D1	Ext. dimensions in mm H2 x W2 x D2	Weight in kg	Ventilation holes...			
				... closed Pv max. (W)*2	... open with fan Pv max. (W)*2	... open Pv max. (W)*2	... open with fan Pv max. (W)*2
1/8SF300	1800 x 250 x 240	2068 x 418 x 396	211	37	430	34	35
1/8SF310	1800 x 250 x 240	2068 x 418 x 396	211	37	430	34	35
2/8SF300	1800 x 500 x 240	2068 x 668 x 396	284	54	448	49	51
2/8SF310	1800 x 500 x 240	2068 x 668 x 396	284	54	448	49	51
3/8SF300	1800 x 750 x 240	2068 x 918 x 396	357	71	467	65	67
3/8SF310	1800 x 750 x 240	2068 x 918 x 396	357	71	467	65	67
4/8SF300	1800 x 1000 x 240	2068 x 1168 x 396	362	88	485	80	83
2/8SF600	1800 x 500 x 440	2068 x 668 x 604	354	76	472	69	72
2/8SF610	1800 x 500 x 440	2068 x 668 x 604	354	76	472	69	72
3/8SF600	1800 x 750 x 440	2068 x 918 x 604	435	95	493	87	90
3/8SF610	1800 x 750 x 440	2068 x 918 x 604	435	95	493	87	90
4/8SF600	1800 x1000 x 440	2068 x 1168 x 604	448	114	513	105	108
1/8SF301	1800 x 250 x 240	2068 x 418 x 396	211	37	430	11	14
1/8SF311	1800 x 250 x 240	2068 x 418 x 396	211	37	430	11	14
2/8SF301	1800 x 500 x 240	2068 x 668 x 396	284	54	448	17	21
2/8SF311	1800 x 500 x 240	2068 x 668 x 396	284	54	448	17	21
3/8SF301	1800 x 750 x 240	2068 x 918 x 396	357	71	467	22	28
3/8SF311	1800 x 750 x 240	2068 x 918 x 396	357	71	467	22	28
4/8SF301	1800 x 1000 x 240	2068 x 1168 x 396	362	88	485	28	35
2/8SF601	1800 x 500 x 440	2068 x 668 x 604	354	76	472	24	30
2/8SF611	1800 x 500 x 440	2068 x 668 x 604	354	76	472	24	30
3/8SF601	1800 x 750 x 440	2068 x 918 x 604	435	95	493	30	38
3/8SF611	1800 x 750 x 440	2068 x 918 x 604	435	95	493	30	38
4/8SF601	1800 x 1000 x 440	2068 x 1168 x 604	448	114	513	36	45

Required devices	-	Netzteil ZB904	-	Power supply ZB904
	-	Fan unit ZB901	-	Fan unit ZB901
	-	Smoke detector ZB903	-	-
Required to transmit an error message in case of a fan failure	-	optional Pressure sensor ZB905	-	optional Pressure sensor ZB905
Function	The ventilation holes are closed using the included adhesive covers.	With fan, high power loss during normal operation. In case of a fire the fan switches off and the ventilation openings close automatically. The inside of the distribution board will be destroyed but no fire or smoke will penetrate through to the outside.	In case of a fire the ventilation openings close automatically. The distribution board continues to function for the indicated period of time.	If a fan is installed the internal enclosure temperature is lower, resulting in a more favourable temperature development inside the enclosure during the initial stage of a fire. In case of fire, the fan switches off. The ventilation openings close automatically. As a result there is no big difference between the values for power loss with or without fan. The distribution board continues to function for the indicated period of time.

*1 For IP54 a filter cover ZB902 and silicone ZB900 are necessary to cover the cable entries.

*2 Recommended approximate values for the assembly or mounting to a fire resistant wall. A derating of electrical devices is to be considered.

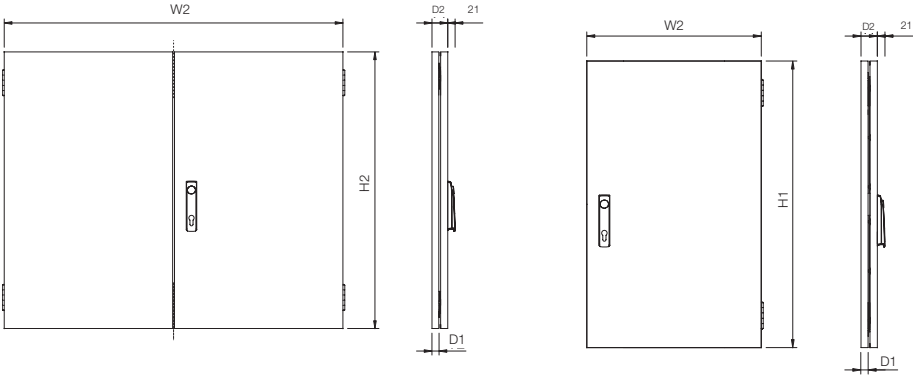
Observe temperature rise limits as per DIN VDE 0660-600. Short circuit withstand rating to be demonstrated pursuant to DIN VDE 0660-600.

➤ Required devices see page see page 6/18

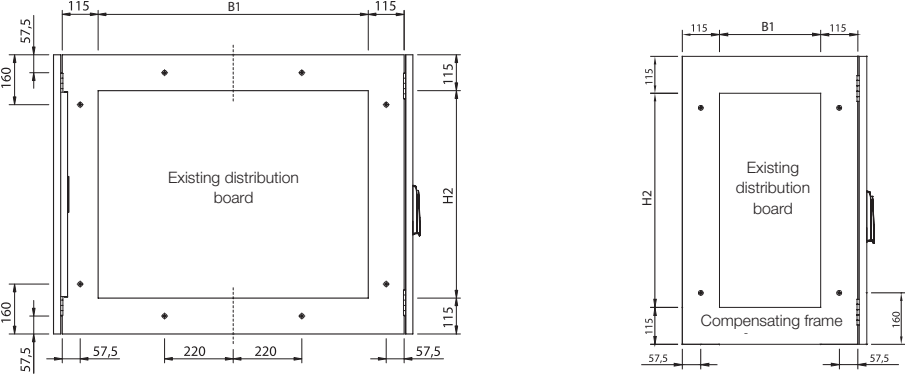
Fire protection doors

Dimensions

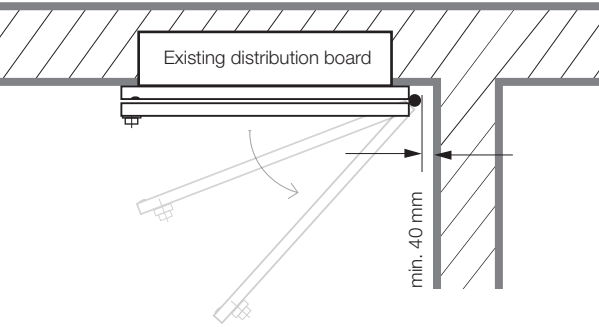
View closed/side view



View open



Top view



Door swings via the hinge-sided frame.
Leave a minimum clearance of 40 mm to the wall.

Fire protection doors

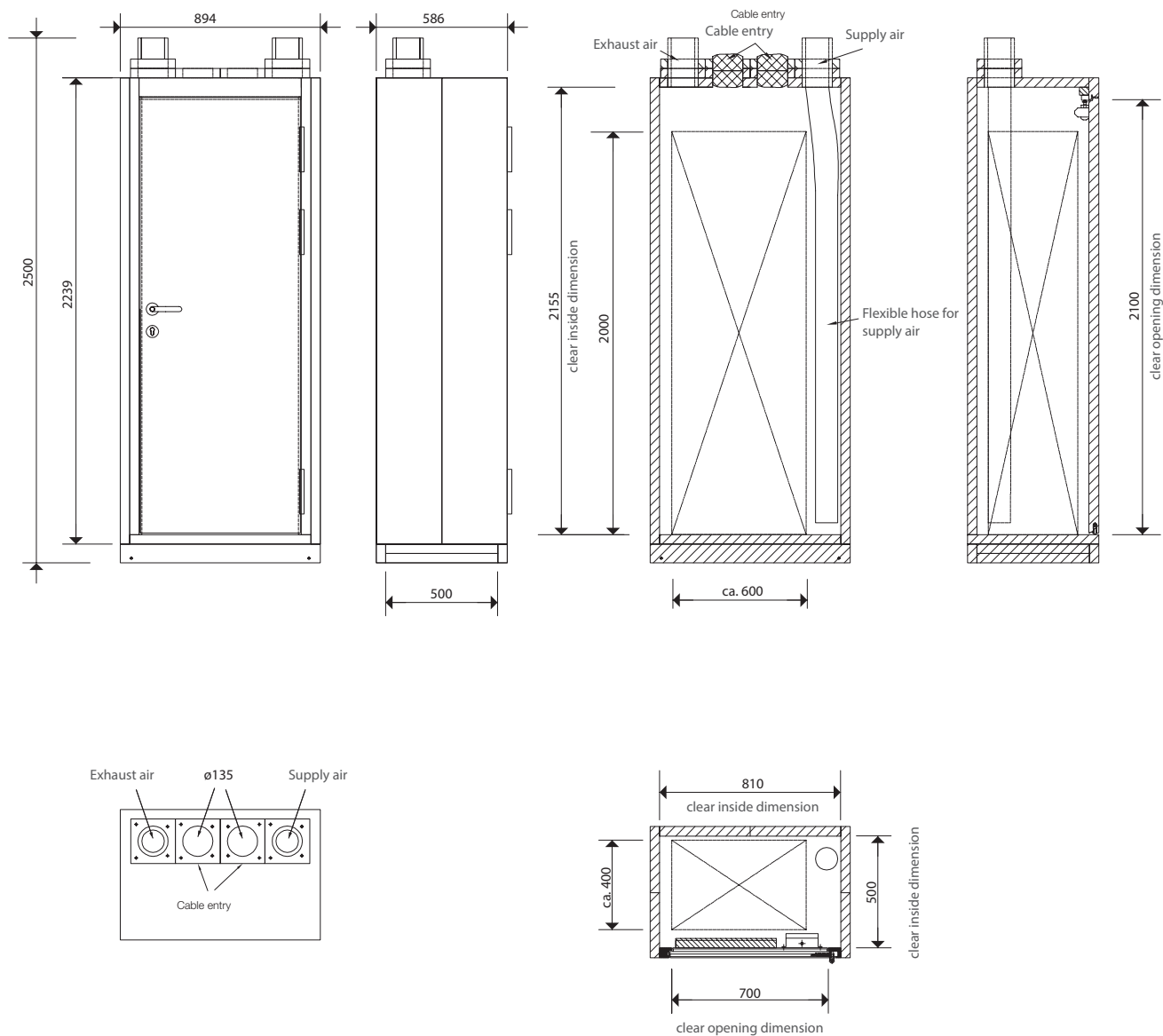
Dimensions

Type	Internal dimensions in mm			External dimensions in mm		
	H1	W1	D1	H2	W2	D2
1/0VF10	665	345	22	895	575	51
2/0VF10	665	565	22	895	795	51
2/1VF10	815	565	22	1045	795	51
3/1VF10	815	815	22	1045	1045	51
2/2VF10	965	565	22	1195	795	51
3/2VF10	965	815	22	1195	1045	51
2/4VF10	1265	565	22	1495	795	51
3/4VF10	1265	815	22	1495	1045	51
2/8VF10	1865	565	22	2095	795	51
1/0VF11	665	345	22	895	545	71
2/0VF11	665	565	22	895	795	71
2/1VF11	815	565	22	1045	795	71
3/1VF11	815	815	22	1045	1045	71
2/2VF11	965	565	22	1195	795	71
3/2VF11	965	815	22	1195	1045	71
2/4VF11	1265	565	22	1495	795	71
3/4VF11	1265	815	22	1495	1045	71
2/8VF11	1865	565	22	2095	795	71
4/2VF20	965	1065	23	1195	1295	51
4/3VF20	1115	1065	23	1345	1295	51
4/4VF20	1265	1065	23	1495	1295	51
4/8VF20	1865	1065	23	2095	1295	51
4/2VF21	965	1065	43	1195	1295	71
4/3VF21	1115	1065	43	1345	1295	71
4/4VF21	1265	1065	43	1495	1295	71
4/8VF21	1865	1065	43	2095	1295	71

Compact electrical operating room

Dimensions 2 panel wide

6

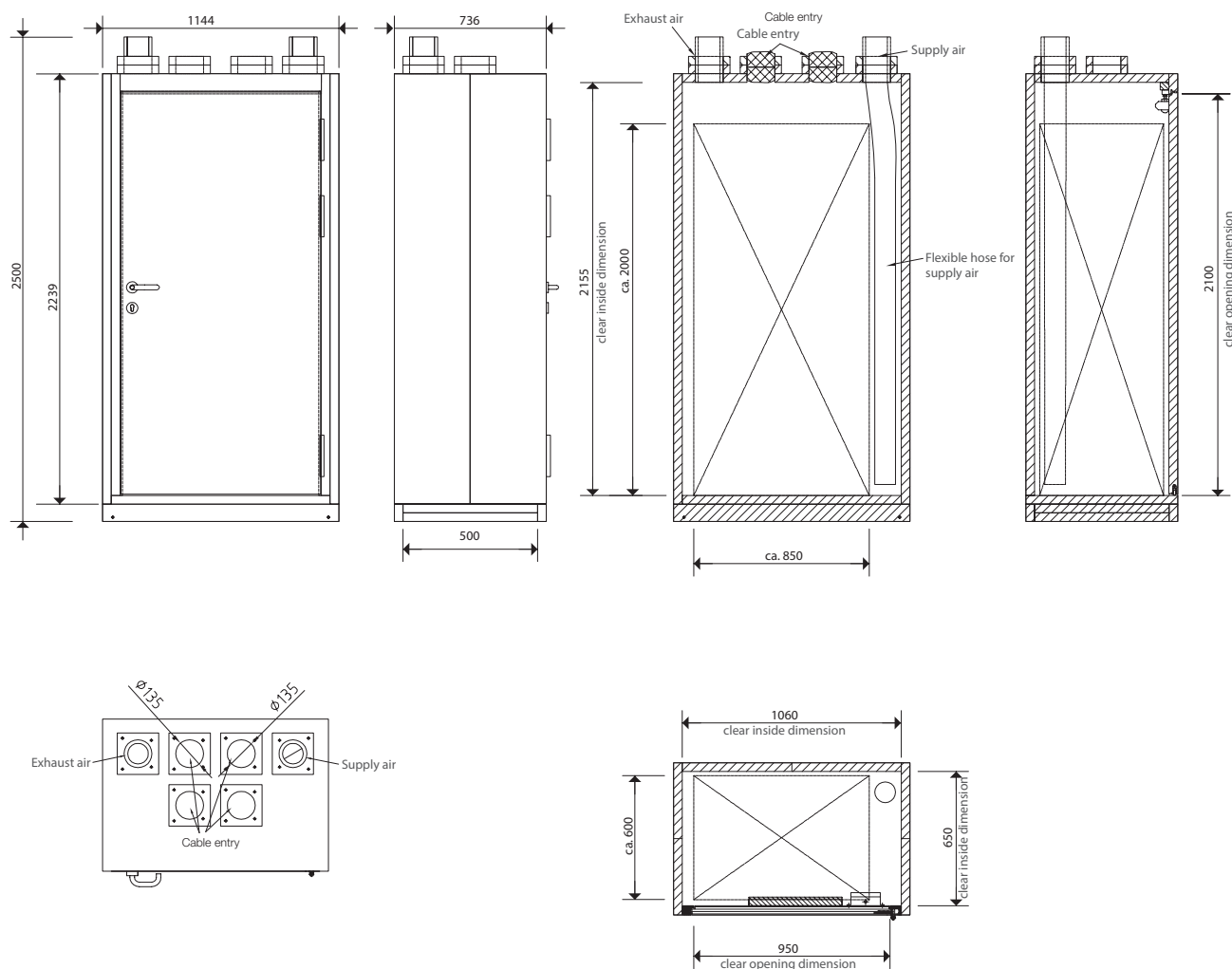


Power loss:

An ambient temperature of 35 °C should be assumed for the calculation of the allowed power loss for the low voltage switchgear assembly.

Compact electrical operating room

Dimensions 3 panel wide



System pro *E* energy

Distribution panel system CombiLine

7



Distribution panel system CombiLine

Content

Distribution panel system CombiLine

Application options with mounting frames	7/10
Supply formats	7/12
Technical specifications	7/13

CombiLine modules

For DIN rail mounting devices	7/14
Touch guard modules	7/15
Mounting plate modules	7/16
Terminal modules	7/17
Busbar system modules	7/19
N/PE busbar system modules	7/23
Busbar system modules 60 mm for 60 mm devices	7/26
Fuse switch disconnecter modules	7/30
Busbar system modules 40 mm for size 00 disconnectors / adapters	7/36
Busbar system modules 100 mm for size 00 fuse switch disconnectors	7/40
Busbar system modules 185 mm for fuse switch disconnectors	7/43
Busbar system modules 185 mm for switch disconnectors	7/44
Busbar system modules 40 mm for S700 and S750	7/45
Tmax MCCB	7/46
Switch disconnecter OT / S750DR	7/50
Universal switch modules / cable connections	7/52
Instrument / switchgear cabinet lighting modules	7/53
Cable fastening rail modules	7/54
Meter with 3-point-fastening and EDS meter	7/55
Combination options on EDF or WR mounting frame	7/57
TwinLine busbars for the module to module connection	7/58
TwinLine busbars for the module to module connection	7/60
EDF mounting frame parts	7/78
WR mounting frame parts	7/82
Segregation walls made of plastic material/sheet steel	7/84
General module accessories	7/86
Connection terminals for Cu busbars	7/88

System parts

DIN rails	7/90
Width rails	7/91
Mounting brackets	7/92
Deep-mounting brackets	7/93
Mounting cross members	7/94
Mounting plates	7/97
Busbar holders	7/100
Fastening material	7/102
Covers	7/104
Busbar systems for fuse switch disconnectors	7/118
Trim covers for fuse switch disconnectors	7/119
Fuse switch disconnectors	7/120

Distribution panel system with distribution board panels/combination sets

Distribution board panels	7/124
Combination sets	7/130
General accessories for distribution board panels / combination sets	7/133

Modular distribution panel system CombiLine

The modular distribution panel system up to 850 A

The highly sophisticated quick mounting system from STRIEBEL & JOHN makes the completion of modular cabinets with distribution panels an effortless process. Simple, quick and safe – these are the three attributes of this system that speak for themselves.

Thanks to the uniform screw driving methods using Torx, the distribution panel system CombiLine is now even more convenient to use!

7



Modular distribution panel system CombiLine
A single distribution panel system for all cabinet types

Convenient to use with Torx

- Very high torque transmission
- Excellent lateral support of the insert
- Quick and convenient screwing
- Uniform tool set for the complete distribution panel system



Modular distribution panel system CombiLine

A single distribution panel system for all cabinet types



Fire protection
enclosures

Compact
distribution
boards

Switchgear
cabinets

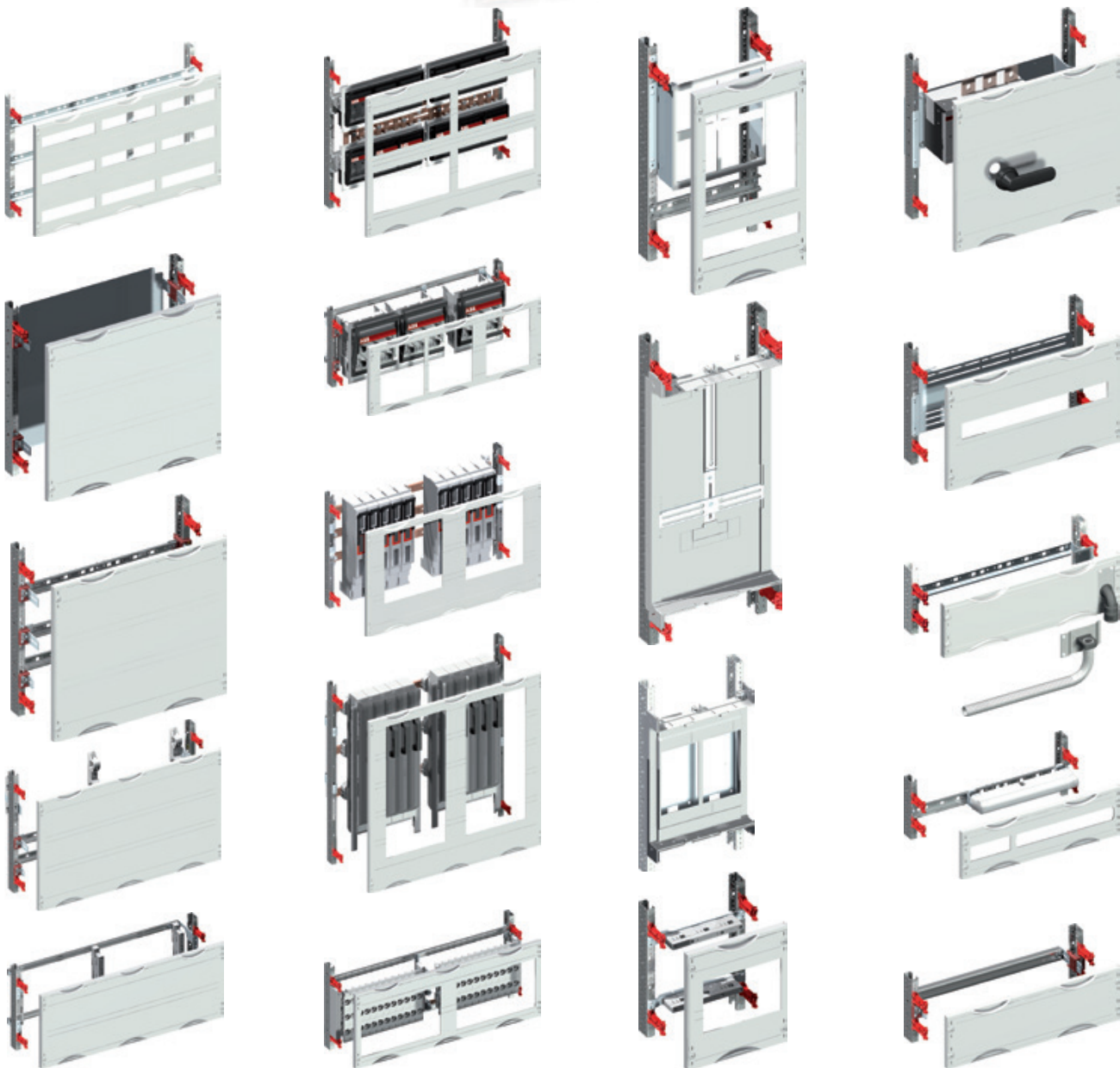
Floor-standing
cabinets

Wall-mounting
cabinets

Modular distribution panel system CombiLine
The right module for every type of application



7



Modular distribution panel system CombiLine

Extension with EDF or WR mounting frame



Empty cabinets for an extension with EDF mounting frame

Compact distribution boards
UL and AL

Wall-mounting cabinets U and A , B
TwinLine-G, TwinLine-L and TwinLine-W

Floor-standing cabinets HS , H
TwinLine-G, TwinLine-L and TwinLine-W

Switchgear cabinets TriLine®

Fire protection enclosures UF, AF and SF

Empty cabinets for an extension with WR mounting frame

Wall-mounting cabinets
TwinLine-G, TwinLine-L and TwinLine-W

Floor-standing cabinets
TwinLine-G, TwinLine-L and TwinLine-W

Switchgear cabinets TriLine®

7



EDF mounting frame
up to 400 A



WR mounting frame
up to 850 A


Distribution panel system CombiLine

Busbar holder with 60 mm bar spacing

Busbar modules and flatpacks

Compatible modules and flatpacks are now available for horizontal and vertical mounting of devices equipped with 60 mm busbar adapters from leading manufacturers. You can also combine different devices by using the appropriate adapter frames. Special copper busbars and connection sets are available for side by side cabinet arrangements.

7




1 and 3-pole busbar holders for 12 x 5, 12 x 10, 20 x 5, 20 x 10, 30 x 5 and 30 x 10 mm copper busbars




The holder is mounted directly onto the EDF or WR profile, without the need for additional parts. It can easily be expanded to a 4 or 5-pole busbar system by connecting single pole holders.

Distribution panel system CombiLine

Busbar holder with 60 mm bar spacing




300 mm high modules for combining different devices such as mounting fuse elements or fuse switch disconnectors size 00.



450 mm high modules for the perfect combination of size 00, size 1 and size 2 fuse switch disconnectors



New, end-to-end copper bars eliminate the need for additional busbar connectors inside a cabinet. The busbars can be inserted across several modules from the front.



Reliable touch protection is also possible for different deeper device models thanks to covers used with raising frames.

Modular distribution panel system CombiLine

Innovative deep-mounting bracket

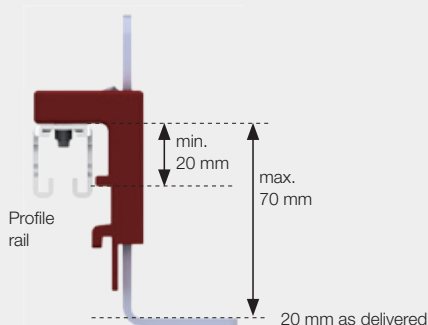
New deep-mounting bracket – innovation and high flexibility

For mounting on EDF or WR profiles, the new deep-mounting bracket can be used for both, double insulated or earthed installation.

ZW39P2

Application

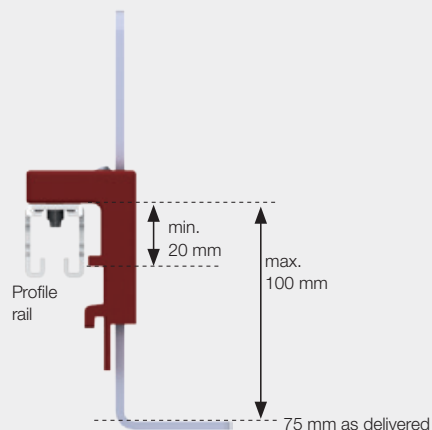

- Modules for terminals



ZW59P2

Application

- Modules for terminals
- Mounting plate module
- Cable fastening modules




Modular distribution panel system CombiLine

Innovative deep-mounting bracket



To enable double insulated mounting, simply remove the metal plate from the deep-mounting bracket. Once you have done this, no other insulation parts are required. Mounting and stepless depth adjustment can be carried out from the front, for optimum handling.

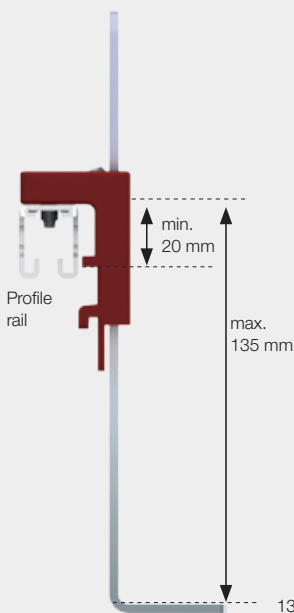


With the metal plate inserted, the continuity of the protective conductor is ensured with protection class I.

ZW79P2

Application

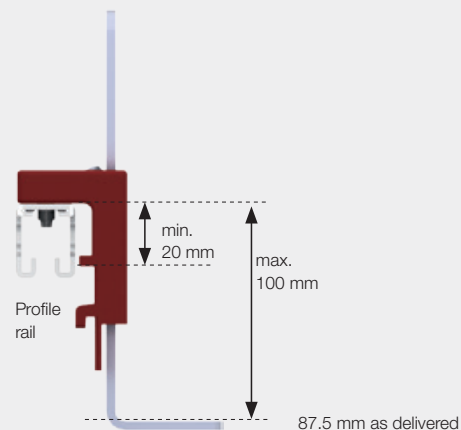

– Cable fastening module



ZW259P2

Application

– Busbar modules for disconnectors for connecting through Cu busbars

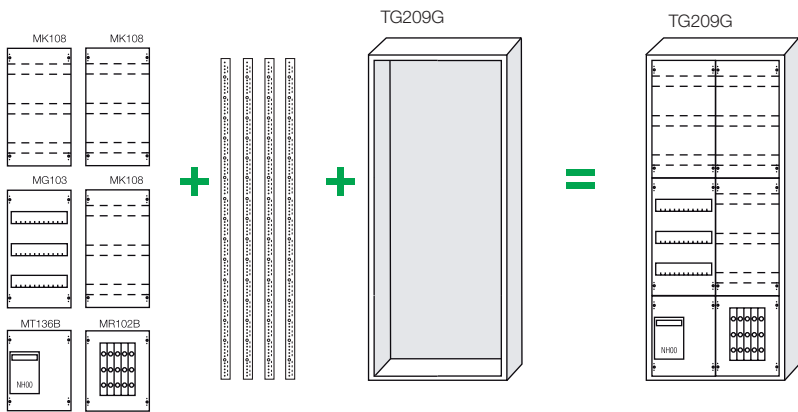


Distribution panel system CombiLine

Application options using the EDF mounting frame

UL and AL compact distribution boards / U, A wall-mounting cabinets and G, L and W TwinLine, UF, AF fire protection enclosures

Example: Extension with modules (mounted) to EDF mounting frame in TwinLine-G wall-mounting cabinet



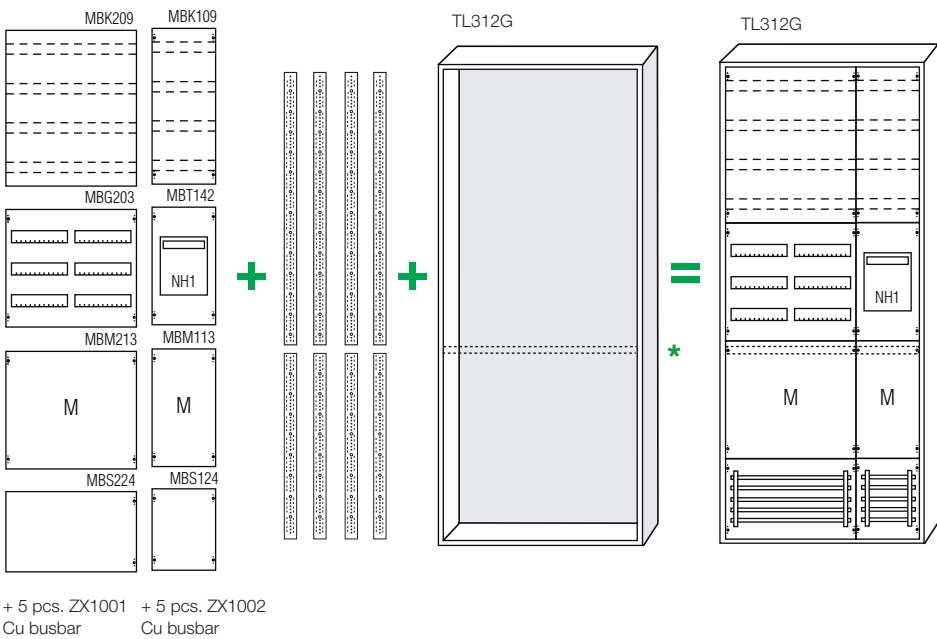
Supply format
 Modules are mounted on the EDF mounting frame at the factory and integrated into the cabinet prior to delivery.

7

Modules (mounted) + EDF mounting frame + empty cabinet = wall-mounted distribution board

HS floor-standing cabinets and TwinLine G, L, W switchgear cabinets TriLine® / SF fire protection enclosures

Example: Configuration with modules (flatpacks, not mounted) and EDF mounting frame in a TwinLine-L floor-standing cabinet



Supply format
 Module flatpacks, EDF profiles, Cu busbars and empty cabinet are supplied as individually packaged units.

* The EDF mounting frame must not exceed a total height of 1,350 mm (OH 5). This is why, for design reasons, floor-standing cabinets (prepared for EDF mounting frame) come with a centre support rail installed. This centre rail can be repositioned up or down in grid steps of 150 mm.

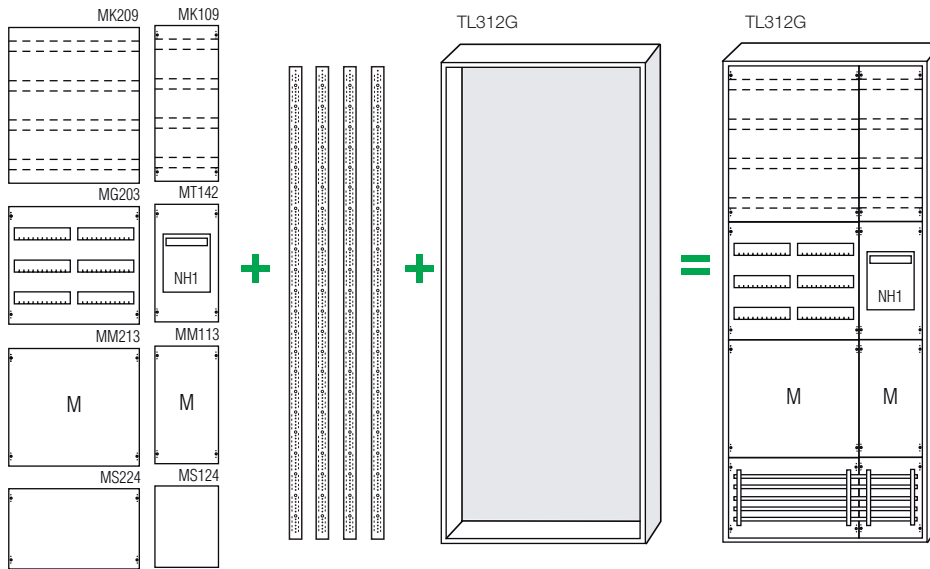
Modules (Flatpacks) + EDF-Mounting frame + Empty cabinet = floor-standing distribution board

Distribution panel system CombiLine

Application options using the WR mounting frame

Floor-standing cabinets TwinLine G, L, W / TriLine® switchgear cabinets

Example: Extension with modules (mounted) to WR mounting frame in C-floor-standing cabinet



+ 5 pcs. ZXM1003 Cu busbar

Modules (mounted) + WR mounting frame + empty cabinet = floor-standing distribution board

Supply format

Modules are mounted
WR mounting frame at the factory
and integrated into the cabinet
prior to delivery.

Modular distribution panel system CombiLine

The right choice for every user

The highly sophisticated quick mounting system from STRIEBEL & JOHN makes the completion of modular cabinets with distribution panels an effortless process. Simple, quick and safe – these are the three attributes of this system that speak for themselves.

You choose the best suited supply format: Select from the following options: complete delivery if you wish to receive the modules mounted to the empty cabinet, or flatpack with instructions to install the modules to the mounting frame yourself, or a delivery in individual parts.

Complete delivery

The modular system panel is supplied with all modules fully assembled on the mounting frame and installed in the distribution cabinet. The mounting frame must be ordered separately.

The benefits: You select components best suited to your application from the CombiLine modules, which makes it really easy to obtain the right low-voltage distribution board. The modular system panel planned by you is assembled at the factory and delivered to you preinstalled in the cabinet. This means that no time is wasted in searching for system accessories such as brackets, screws or fastening elements. All you need to do is select the correct mounting frame for the job. Or, if required, our Panel Design Configurator software can make this decision for you.

Delivery in individual parts

The parts are ordered individually, in order to create your own module, or to expand or modify an existing one.

The benefits: With our comprehensive selection of individual parts, you can remain quick and flexible when it comes to assembling, expanding or modifying a distribution panel.


Delivery as flatpack

All of the individual parts required for assembling a module are packed separately and supplied in the form of a flatpack, complete with mounting instructions. All you need to do is select the correct mounting frame for the job. The mounting frame parts must be ordered separately. If required, our Panel Design Configurator software can select the mounting frame for you.

The benefits: These flatpacks allow you to take a flexible approach towards stock keeping, and avoid a time-consuming search for system parts such as brackets, screws or fastening elements. The instructions supplied with the flatpack make assembly a child's play. Quick and clear planning and calculation become perfect with the assistance of the Panel Design Configurator software.



Complete delivery



Delivery in individual parts



Delivery as flatpack

Modular distribution panel system CombiLine

Technical specifications

Standards/regulations	
DIN EN 61439-1/-2/-3 (VDE 0660-600-1/-2/-3)*1	X
DIN 43880 (DIN rail mounting devices)	X
Degree of protection	IPXXB, IP2XC with protection rating II

Electrical characteristics			
Rated impulse withstand voltage (U_{imp})	6 kV		
Overvoltage category	III		
Pollution degree	3		
Protection class	I / II		
Rated current of the switchgear assembly (I_{nA})	up to 850 A		
	Rail mounting devices	Fuse-	Busbars-
	acc. to DIN 43880	Switch disconnectors	systems
Rated peak withstand current (I_{pk}) 0.1 sec.	25 kA	up to 52 kA	up to 74 kA
Rated short-time withstand current (I_{cw}) 1.0 sec.	12.5 kA	up to 25 kA	up to 35 kA
	-	Values on request	see chapter busbar systems
Rated frequency (f)	50 Hz		
Rated insulation voltage (U)	690 V AC		
Rated operational voltage (U_o)	400 V AC		

*1 For the allowed heat-up values of switchgear assemblies of the TwinLine wall-mounting and floor-standing cabinet systems, please refer to the information provided in the TwinLine chapter

Modular distribution panel system CombiLine

DIN rail mounting devices 125 mm / 150 mm spacing



MG303



MG433

- Extension with DIN rails 35 x 15 mm
- From 3 panels on the DIN rails are equipped with an additional stabilization rail
- For DIN rail mounting devices according to DIN 43880
- The mounting frame must be ordered separately

Height		Width					From cabinet depth	Flatpack Unmounted				Mounted Installed in the cabinet		
GU	mm	PW	mm	SU	EDF*1	WR*2	mm	Type	Ord. no.		Price	Type	Ord. no.	Price
125 mm DIN rail spacing														
1	150	1	250	12	■	■	120	MBG101	2CPX041650R9999			MG101	2CPX041200R9999	
		2	500	24	■	■	120	MBG201	2CPX041651R9999			MG201	2CPX041201R9999	
		3	750	36	■	■	120	MBG301	2CPX041652R9999			MG301	2CPX041202R9999	
2	300	1	250	24	■	■	120	MBG102	2CPX041653R9999			MG102	2CPX041203R9999	
		2	500	48	■	■	120	MBG202	2CPX041655R9999			MG202	2CPX041205R9999	
		3	750	72	■	■	120	MBG302	2CPX041657R9999			MG302	2CPX041207R9999	
3	450	1	250	36	■	■	120	MBG103	2CPX041659R9999			MG103	2CPX041209R9999	
		2	500	72	■	■	120	MBG203	2CPX041661R9999			MG203	2CPX041211R9999	
		3	750	108	■	■	120	MBG303	2CPX041663R9999			MG303	2CPX041213R9999	
4	600	1	250	48	■	■	120	MBG104	2CPX041665R9999			MG104	2CPX041215R9999	
		2	500	96	■	■	120	MBG204	2CPX041667R9999			MG204	2CPX041217R9999	
		3	750	144	■	■	120	MBG304	2CPX041669R9999			MG304	2CPX041219R9999	
5	750	1	250	60	■	■	120	MBG105	2CPX041671R9999			MG105	2CPX041221R9999	
		2	500	120	■	■	120	MBG205	2CPX041673R9999			MG205	2CPX041223R9999	
		3	750	180	■	■	120	MBG305	2CPX041675R9999			MG305	2CPX041225R9999	
150 mm DIN rail spacing														
1	150	1	250	12	■	■	120	MBG101	2CPX041650R9999			MG101	2CPX041200R9999	
		2	500	24	■	■	120	MBG201	2CPX041651R9999			MG201	2CPX041201R9999	
		3	750	36	■	■	120	MBG301	2CPX041652R9999			MG301	2CPX041202R9999	
2	300	1	250	24	■	■	120	MBG412	2CPX041654R9999			MG412	2CPX041204R9999	
		2	500	48	■	■	120	MBG422	2CPX041656R9999			MG422	2CPX041206R9999	
		3	750	72	■	■	120	MBG432	2CPX041658R9999			MG432	2CPX041208R9999	
3	450	1	250	36	■	■	120	MBG413	2CPX041660R9999			MG413	2CPX041210R9999	
		2	500	72	■	■	120	MBG423	2CPX041662R9999			MG423	2CPX041212R9999	
		3	750	108	■	■	120	MBG433	2CPX041664R9999			MG433	2CPX041214R9999	
4	600	1	250	48	■	■	120	MBG414	2CPX041666R9999			MG414	2CPX041216R9999	
		2	500	96	■	■	120	MBG424	2CPX041668R9999			MG424	2CPX041218R9999	
		3	750	144	■	■	120	MBG434	2CPX041670R9999			MG434	2CPX041220R9999	
5	750	1	250	60	■	■	120	MBG415	2CPX041672R9999			MG415	2CPX041222R9999	
		2	500	120	■	■	120	MBG425	2CPX041674R9999			MG425	2CPX041224R9999	
		3	750	180	■	■	120	MBG435	2CPX041676R9999			MG435	2CPX041226R9999	

*1 Module for EDF mounting frame | *2 Module for WR mounting frame

- > For mounting frames, see page 7/74
- > For the wiring system, see page 7/82
- > For slot covers, see page 7/82

Modular distribution panel system CombiLine

Touch guard



MB218

- Module as touch guard or for an extension with system parts
- The mounting frame must be ordered separately

Height		Width		SU	EDF* ¹	WR* ²	From cabinet depth	Flatpack Unmounted			Mounted Installed in the cabinet		
GU	mm	PW	mm					Type	Ord. no.	Price	Type	Ord. no.	Price
1	150	1	250	12	■	■	120	MBB116	2CPX041722R9999		MB116	2CPX041257R9999	
		2	500	24	■	■	120	MBB216	2CPX041723R9999		MB216	2CPX041258R9999	
		3	750	36	■	■	120	MBB316	2CPX041724R9999		MB316	2CPX041259R9999	
2	300	1	250	24	■	■	120	MBB117	2CPX041725R9999		MB117	2CPX041260R9999	
		2	500	48	■	■	120	MBB217	2CPX041726R9999		MB217	2CPX041261R9999	
		3	750	72	■	■	120	MBB317	2CPX041727R9999		MB317	2CPX041262R9999	
3	450	1	250	36	■	■	120	MBB118	2CPX041728R9999		MB118	2CPX041263R9999	
		2	500	72	■	■	120	MBB218	2CPX041729R9999		MB218	2CPX041264R9999	
		3	750	108	■	■	120	MBB318	2CPX041730R9999		MB318	2CPX041265R9999	
4	600	1	250	48	■	■	120	MBB119	2CPX041731R9999		MB119	2CPX041266R9999	
		2	500	96	■	■	120	MBB219	2CPX041732R9999		MB219	2CPX041267R9999	
		3	750	144	■	■	120	MBB319	2CPX041733R9999		MB319	2CPX041268R9999	
5	750	1	250	60	■	■	120	MBB120	2CPX041734R9999		MB120	2CPX041269R9999	
		2	500	120	■	■	120	MBB220	2CPX041735R9999		MB220	2CPX041270R9999	
		3	750	180	■	■	120	MBB320	2CPX041736R9999		MB320	2CPX041271R9999	

7



MB200

- Touch guard cover including the cover holder
- The covers are outside the 150 mm grid spacing
- To have a grid unit, always 2 pieces must be inserted per modular system panel
- The mounting frame must be ordered separately

Height		Width		SU	EDF* ¹	WR* ²	From cabinet depth	Flatpack Unmounted			Mounted Installed in the cabinet		
GU	mm	PW	mm					Type	Ord. no.	Price	Type	Ord. no.	Price
0.5	75	1	250	6	■	■	120	MBB100	2CPX041427R9999		MB100	2CPX041422R9999	
		2	500	12	■	■	120	MBB200	2CPX041428R9999		MB200	2CPX041423R9999	

*¹ Module for EDF mounting frame | *² Module for WR mounting frame

> For mounting frames, see page 7/74

Modular distribution panel system CombiLine

Mounting plates



MM213

- Mounting plates made of sheet steel, 2 mm
- Mounting plates steplessly depth-adjustable using deep-mounting bracket ZW59P2
- Usable depth from 103 up to 158 mm
- Usable width for devices: 1 panel wide: 188 mm, 2 panel wide 438 mm, 3 panel wide: 688 mm
- The mounting frame must be ordered separately

Height		Width		SU	EDF* ¹	WR* ²	From cabinet depth	Flatpack Unmounted			Mounted Installed in the cabinet		
GU	mm	PW	mm					Type	Ord. no.	Price	Type	Ord. no.	Price
1	150	1	250	12	■	■	200	MBM111	2CPX041707R9999		MM111	2CPX041242R9999	
		2	500	24	■	■	200	MBM211	2CPX041708R9999		MM211	2CPX041243R9999	
		3	750	36	■	■	200	MBM311	2CPX041709R9999		MM311	2CPX041244R9999	
2	300	1	250	24	■	■	200	MBM112	2CPX041710R9999		MM112	2CPX041245R9999	
		2	500	48	■	■	200	MBM212	2CPX041711R9999		MM212	2CPX041246R9999	
		3	750	72	■	■	200	MBM312	2CPX041712R9999		MM312	2CPX041247R9999	
3	450	1	250	36	■	■	200	MBM113	2CPX041713R9999		MM113	2CPX041248R9999	
		2	500	72	■	■	200	MBM213	2CPX041714R9999		MM213	2CPX041249R9999	
		3	750	108	■	■	200	MBM313	2CPX041715R9999		MM313	2CPX041250R9999	
4	600	1	250	48	■	■	200	MBM114	2CPX041716R9999		MM114	2CPX041251R9999	
		2	500	96	■	■	200	MBM214	2CPX041717R9999		MM214	2CPX041252R9999	
		3	750	144	■	■	200	MBM314	2CPX041718R9999		MM314	2CPX041253R9999	
5	750	1	250	60	■	■	200	MBM115	2CPX041719R9999		MM115	2CPX041254R9999	
		2	500	120	■	■	200	MBM215	2CPX041720R9999		MM215	2CPX041255R9999	
		3	750	180	■	■	200	MBM315	2CPX041721R9999		MM315	2CPX041256R9999	



MM113K

- Mounting plates made of sheet steel, 2 mm
- Mounting plate solid assembly
- Usable depth from 82 mm
- Usable width for devices: 1 panel wide, 200 mm
- The mounting frame must be ordered separately

Height		Width		SU	EDF* ¹	WR* ²	From cabinet depth	Flatpack Unmounted			Mounted Installed in the cabinet		
GU	mm	PW	mm					Type	Ord. no.	Price	Type	Ord. no.	Price
2	300	1	250	24	■	■	120	MBM112K	2CPX041640R9999		MM112K	2CPX041117R9999	
3	450	1	250	36	■	■	120	MBM113K	2CPX041641R9999		MM113K	2CPX041118R9999	
4	600	1	250	48	■	■	120	MBM114K	2CPX041642R9999		MM114K	2CPX041119R9999	

*1 Module for EDF mounting frame | *2 Module for WR mounting frame

> For mounting frames, see page 7/74

Modular distribution panel system CombiLine

Horizontal terminals



MK208

- With horizontal DIN rails 35 x 15 mm
- DIN rail steplessly depth-adjustable
- Usable depth with ZW39P2 - from 68 mm to 115 mm
- Usable depth with ZW59P2 - from 90 mm to 145 mm
- Usable width for terminals: 1 panel wide: 188 mm, 2 panel wide 438 mm, 3 panel wide: 688 mm
- Stepped supply formats
- 150 mm DIN rail spacing (adjustment possible, if required)
- For earthed and double insulated assemblies $\frac{1}{2}$
- The mounting frame must be ordered separately
- **Note:** The upper DIN rail is mounted with at least one pair of short deep-mounting brackets (ZW39P2)
- **Module design:**
 - 1 GU 1 X ZW39P2
 - 2 GU: 1 X ZW39P2, 1 X ZW59P2
 - 3 GU: 2 X ZW39P2, 1 X ZW59P2
 - 4 GU: 2 X ZW39P2, 2 X ZW59P2
 - 5 GU: 2 X ZW39P2, 3 X ZW59P2

Height		Width		SU	EDF*1	WR*2	From cabinet depth	Flatpack Unmounted			Mounted Installed in the cabinet		
GU	mm	PW	mm					Type	Ord. no.	Price	Type	Ord. no.	Price
1	150	1	250	12	■	■	200	MBK106	2CPX041677R9999		MK106	2CPX041227R9999	
		2	500	24	■	■	200	MBK206	2CPX041679R9999		MK206	2CPX041228R9999	
		3	750	36	■	■	200	MBK306	2CPX041681R9999		MK306	2CPX041229R9999	
2	300	1	250	24	■	■	200	MBK107	2CPX041683R9999		MK107	2CPX041230R9999	
		2	500	48	■	■	200	MBK207	2CPX041685R9999		MK207	2CPX041231R9999	
		3	750	72	■	■	200	MBK307	2CPX041687R9999		MK307	2CPX041232R9999	
3	450	1	250	36	■	■	200	MBK108	2CPX041689R9999		MK108	2CPX041233R9999	
		2	500	72	■	■	200	MBK208	2CPX041691R9999		MK208	2CPX041234R9999	
		3	750	108	■	■	200	MBK308	2CPX041693R9999		MK308	2CPX041235R9999	
4	600	1	250	48	■	■	200	MBK109	2CPX041695R9999		MK109	2CPX041236R9999	
		2	500	96	■	■	200	MBK209	2CPX041697R9999		MK209	2CPX041237R9999	
		3	750	144	■	■	200	MBK309	2CPX041699R9999		MK309	2CPX041238R9999	
5	750	1	250	60	■	■	200	MBK110	2CPX041701R9999		MK110	2CPX041239R9999	
		2	500	120	■	■	200	MBK210	2CPX041703R9999		MK210	2CPX041240R9999	
		3	750	180	■	■	200	MBK310	2CPX041705R9999		MK310	2CPX041241R9999	

Modular distribution panel system CombiLine

Horizontal / vertical terminals



MK108K

- With horizontal DIN rails 35 x 7.5 mm
- DIN rails fixed using ZK90P2 insulator
- Usable depth from 51 mm
- Usable width for terminals: 1 panel wide: 214 mm, 2 panel wide: 464 mm
- Stepped supply formats
- 150 mm DIN rail spacing (adjustment possible, if required)
- For double insulated installations □
- The mounting frame must be ordered separately

Height		Width		SU	EDF* ¹	WR* ²	From cabinet depth	Flatpack Unmounted			Mounted Installed in the cabinet		
GU	mm	PW	mm					Type	Ord. no.	Price	Type	Ord. no.	Price
1	150	1	250	12	■	■	120	MBK106K	2CPX041632R9999		MK106K	2CPX041112R9999	
		2	500	24	■	■	120	MBK206K	2CPX041633R9999		MK206K	2CPX041113R9999	
2	300	1	250	24	■	■	120	MBK107K	2CPX041634R9999		MK107K	2CPX041114R9999	
		2	500	48	■	■	120	MBK207K	2CPX041635R9999		MK207K	2CPX041115R9999	
3	450	1	250	36	■	■	120	MBK108K	2CPX041636R9999		MK108K	2CPX041116R9999	

*¹Module for EDF mounting frame | *²Module for WR mounting frame

7



MK213

- With vertical DIN rails 35 x 15 mm
- DIN rails completely steplessly depth-adjustable using deep-mounting bracket ZW39P2
- Usable depth from 66 up to 113 mm
- Usable height for terminals: 2 GU 244 mm, 3 GU 438 mm, 4 GU 591 mm
- For earthed and double insulated assemblies ≡ □
- The mounting frame must be ordered separately

Height		Width		SU	EDF* ¹	WR* ²	From cabinet depth	Flatpack Unmounted			Mounted Installed in the cabinet		
GU	mm	PW	mm					Type	Ord. no.	Price	Type	Ord. no.	Price
2	300	1	250	24	■	■	200	MBK112	2CPX041837R9999		MK112	2CPX041127R9999	
		2	500	48	■	■	200	MBK212	2CPX041838R9999		MK212	2CPX041128R9999	
		3	750	72	■	■	200	MBK312	2CPX041839R9999		MK312	2CPX041129R9999	
3	450	1	250	36	■	■	200	MBK113	2CPX041840R9999		MK113	2CPX041130R9999	
		2	500	72	■	■	200	MBK213	2CPX041841R9999		MK213	2CPX041131R9999	
		3	750	108	■	■	200	MBK313	2CPX041842R9999		MK313	2CPX041132R9999	
4	600	1	250	48	■	■	200	MBK114	2CPX041843R9999		MK114	2CPX041133R9999	
		2	500	96	■	■	200	MBK214	2CPX041844R9999		MK214	2CPX041134R9999	
		3	750	144	■	■	200	MBK314	2CPX041845R9999		MK314	2CPX041135R9999	

*¹Module for EDF mounting frame | *²Module for WR mounting frame

> For mounting frames, see page 7/74

Modular distribution panel system CombiLine

Busbar system 40 mm, horizontal, M(B)S...24




MS324

- Busbar centre spacing 40 mm
- For not more than 5-pole busbars, see below
- With busbar holder type ZB5
- With end cover type ZX172
- 3 panels and more: additional centre support
- Rated current (I_n) max. 360 A
- **Important:** the module combination options are to be considered for TwinLine cabinet to cabinet connections
- The mounting frame must be ordered separately

Height		Width					From cabinet depth	Flatpack Unmounted			Mounted Installed in the cabinet		
GU	mm	PW	mm	SU	EDF* ¹	WR* ²	mm	Type	Ord. no.	Price	Type	Ord. no.	Price
2	300	1	250	24	■	■	200* ¹	MBS124	2CPX041737R9999		MS124	2CPX041272R9999	
		2	500	48	■	■	200* ¹	MBS224	2CPX041738R9999		MS224	2CPX041273R9999	
		3	750	72	■	■	225* ¹	MBS324	2CPX041739R9999		MS324	2CPX041274R9999	

*¹ Module for EDF mounting frame | *² Module for WR mounting frame

7



ZX2015

- Busbars for single cabinets
- Using continuous busbars, it is possible to combine different module widths within a single cabinet
- Not more than 5 Cu busbars are required per module

Cu busbar / I_n		Width		Pieces	Flatpack Unmounted			Mounted Installed in the cabinet		
mm	one	PW	mm		Type	Ord. no.	Price	Type	Ord. no.	Price
12 x 5	250	1	181	1	ZX2001	2CPX042200R9999		ZXM2001	2CPX042300R9999	
		2	431	1	ZX2002	2CPX042201R9999		ZXM2002	2CPX042301R9999	
		3	681	1	ZX2003	2CPX042202R9999		ZXM2003	2CPX042302R9999	
		4	931	1	ZX2004	2CPX042203R9999		ZXM2004	2CPX042303R9999	
		5	1181	1	ZX2005	2CPX042204R9999		ZXM2005	2CPX042304R9999	
		6	1431	1	ZX2006	2CPX042792R9999		ZXM2006	2CPX042814R9999	
12 x 10	360	1	181	1	ZX2007	2CPX042205R9999		ZXM2007	2CPX042305R9999	
		2	431	1	ZX2008	2CPX042206R9999		ZXM2008	2CPX042306R9999	
		3	681	1	ZX2009	2CPX042207R9999		ZXM2009	2CPX042307R9999	
		4	931	1	ZX2010	2CPX042208R9999		ZXM2010	2CPX042308R9999	
		5	1181	1	ZX2011	2CPX042209R9999		ZXM2011	2CPX042309R9999	
		6	1431	1	ZX2012	2CPX042793R9999		ZXM2012	2CPX042815R9999	
20 x 5	320	1	181	1	ZX2013	2CPX042210R9999		ZXM2013	2CPX042310R9999	
		2	431	1	ZX2014	2CPX042211R9999		ZXM2014	2CPX042311R9999	
		3	681	1	ZX2015	2CPX042212R9999		ZXM2015	2CPX042312R9999	
		4	931	1	ZX2016	2CPX042213R9999		ZXM2016	2CPX042313R9999	
		5	1181	1	ZX2017	2CPX042214R9999		ZXM2017	2CPX042314R9999	
		6	1431	1	ZX2018	2CPX042794R9999		ZXM2018	2CPX042816R9999	

➤ For mounting frames, see page 7/74

➤ For busbars for TwinLine cabinet to cabinet connections, see page 7/54

➤ For busbars for TriLine® cabinet to cabinet connections, see page 7/60

➤ For the combination options of modules in case of TwinLine cabinet to cabinet connections, see page 7/59

Modular distribution panel system CombiLine

Busbar system 60 mm, horizontal, M(B)S...27



MS327

- Busbar centre spacing 60 mm
- For 3-pole busbars, see below
- With busbar holder type ZX151
- 3 panels and more: additional centre support
- Rated current (I_n) max. 630 A
- **Important:** the module combination options are to be considered for TwinLine cabinet to cabinet connection
- The mounting frame must be ordered separately

Height		Width		SU	EDF*1	WR*2	From cabinet depth	Flatpack Unmounted			Mounted Installed in the cabinet		
GU	mm	PW	mm					Type	Ord. no.	Price	Type	Ord. no.	Price
2	300	1	250	24	■	■	215*1	MBS127	2CPX041740R9999		MS127	2CPX041275R9999	
		2	500	48	■	■	215*1	MBS227	2CPX041741R9999		MS227	2CPX041276R9999	
		3	750	72	■	■	225*1	MBS327	2CPX041742R9999		MS327	2CPX041277R9999	

*1 Module for EDF mounting frame | *2 Module for WR mounting frame

7



ZX2027


- Busbars for single cabinets
- Using continuous busbars, it is possible to combine different module widths within a single cabinet
- 3 Cu busbars are required per module

Cu busbar I_n		Width		Pieces	Flatpack Unmounted			Mounted Installed in the cabinet		
mm	one	PW	mm		Type	Ord. no.	Price	Type	Ord. no.	Price
30 x 5	440	1	184	1	ZX2019	2CPX042215R9999		ZXM2019	2CPX042315R9999	
		2	434	1	ZX2020	2CPX042216R9999		ZXM2020	2CPX042316R9999	
		3	684	1	ZX2021	2CPX042217R9999		ZXM2021	2CPX042317R9999	
		4	934	1	ZX2022	2CPX042218R9999		ZXM2022	2CPX042318R9999	
		5	1184	1	ZX2023	2CPX042219R9999		ZXM2023	2CPX042319R9999	
		6	1434	1	ZX2024	2CPX042795R9999		ZXM2024	2CPX042817R9999	
30 x 10	630	1	184	1	ZX2025	2CPX042220R9999		ZXM2025	2CPX042320R9999	
		2	434	1	ZX2026	2CPX042221R9999		ZXM2026	2CPX042321R9999	
		3	684	1	ZX2027	2CPX042222R9999		ZXM2027	2CPX042322R9999	
		4	934	1	ZX2028	2CPX042223R9999		ZXM2028	2CPX042323R9999	
		5	1184	1	ZX2029	2CPX042224R9999		ZXM2029	2CPX042324R9999	
		6	1434	1	ZX2030	2CPX042796R9999		ZXM2030	2CPX042818R9999	

- > For mounting frames, see page 7/74
- > For busbars for TwinLine cabinet to cabinet connections, see page 7/55
- > For busbars to TriLine® cabinet to cabinet connections, see page 7/61
- > For the combination options of modules in case of TwinLine cabinet to cabinet connections, see page 7/59

Modular distribution panel system CombiLine

Busbar system 100 mm, horizontal, M(B)S...31




MS331

- Busbar centre spacing 100 mm
- For 3-pole busbars, see below
- With busbar holder type ZX520
- Rated current (I_n) max. 850 A
- The mounting frame must be ordered separately
- Not suitable for fire protection enclosures

Height		Width		SU	EDF* ¹	WR* ²	From cabinet depth	Flatpack Unmounted			Mounted Installed in the cabinet		
GU	mm	PW	mm					Type	Ord. no.	Price	Type	Ord. no.	Price
3	450	1	250	36		■	275	MBS131	2CPX041743R9999		MS131	2CPX041278R9999	
		2	500	72		■	275	MBS231	2CPX041744R9999		MS231	2CPX041279R9999	
		3	750	108		■	275	MBS331	2CPX041745R9999		MS331	2CPX041280R9999	

*¹ Module for EDF mounting frame | *² Module for WR mounting frame

7



ZX2033

- Busbars for single cabinets
- Using continuous busbars, it is possible to combine different module widths within a single cabinet.
- 3 Cu busbars are required per module


Cu busbar I_n		Width		Pieces	Flatpack Unmounted			Mounted Installed in the cabinet		
mm	one	PW	mm		Type	Ord. no.	Price	Type	Ord. no.	Price
40 x 10	850	1	184	1	ZX2031	2CPX042225R9999		ZXM2031	2CPX042325R9999	
		2	434	1	ZX2032	2CPX042226R9999		ZXM2032	2CPX042326R9999	
		3	684	1	ZX2033	2CPX042227R9999		ZXM2033	2CPX042327R9999	
		4	934	1	ZX2034	2CPX042228R9999		ZXM2034	2CPX042328R9999	
		5	1184	1	ZX2035	2CPX042229R9999		ZXM2035	2CPX042329R9999	
		6	1434	1	ZX2036	2CPX042797R9999		ZXM2036	2CPX042819R9999	

> For mounting frames, see page 7/74

> For busbars to connect TriLine cabinets, see page 7/62

Modular distribution panel system CombiLine

Busbar system, vertical, 45° inclined, M(B)S...28



MS128

- With 4 pole busbars 30 x 5 mm, drillings with M6 thread and connection with M8 captive nuts for the access
- With busbar holder type ZX518
- Rated current (I_n) max. 440 A
- The mounting frame must be ordered separately
- Not suitable for fire protection enclosures

Height		Width		SU	EDF*1	WR*2	From cabinet depth	Flatpack Unmounted			Mounted Installed in the cabinet		
GU	mm	PW	mm				mm	Type	Ord. no.	Price	Type	Ord. no.	Price
2	300	24	250	24	■	■	200	MBS128	2CPX041648R9999		MS128	2CPX041123R9999	
3	450	72	500	72	■	■	200	MBS228	2CPX041649R9999		MS228	2CPX041124R9999	

*1 Module for EDF mounting frame | *2 Module for WR mounting frame

Modular distribution panel system CombiLine

N/PE busbar system, horizontal, M(B)N...69



MN369

- For 2-pole busbars, see below
- With busbar holder type ZX518
- 3 panels and more: additional centre support
- Rated current (I_n) max. 320 A
- The mounting frame must be ordered separately

Height		Width		SU	EDF*1	WR*2	From cabinet depth	Flatpack Unmounted			Mounted Installed in the cabinet		
GU	mm	PW	mm					Type	Ord. no.	Price	Type	Ord. no.	Price
1	150	1	250	12	■	■	200	MBN169	2CPX041424R9999		MN169	2CPX041419R9999	
		2	500	24	■	■	200	MBN269	2CPX041425R9999		MN269	2CPX041420R9999	
		3	750	36	■	■	200	MBN369	2CPX041426R9999		MN369	2CPX041421R9999	

*1 Module for EDF mounting frame | *2 Module for WR mounting frame



ZX2066

- Busbars for single cabinets
- Using continuous busbars, it is possible to combine different module widths within a single cabinet
- 2 Cu busbars are required per module

Cu busbar / I_n		Width		Pieces	Flatpack Unmounted			Mounted Installed in the cabinet		
mm	one	PW	mm		Type	Ord. no.	Price	Type	Ord. no.	Price
12 x 5	250	1	204	1	ZX2046	2CPX042538R9999		ZXM2046	2CPX042458R9999	
		2	454	1	ZX2047	2CPX042539R9999		ZXM2047	2CPX042459R9999	
		3	704	1	ZX2048	2CPX042540R9999		ZXM2048	2CPX042460R9999	
		4	954	1	ZX2049	2CPX042541R9999		ZXM2049	2CPX042461R9999	
		5	1204	1	ZX2050	2CPX042542R9999		ZXM2050	2CPX042462R9999	
		6	1454	1	ZX2051	2CPX042798R9999		ZXM2051	2CPX042820R9999	
20 x 5	320	1	204	1	ZX2064	2CPX042553R9999		ZXM2064	2CPX042473R9999	
		2	454	1	ZX2065	2CPX042554R9999		ZXM2065	2CPX042474R9999	
		3	704	1	ZX2066	2CPX042555R9999		ZXM2066	2CPX042475R9999	
		4	954	1	ZX2067	2CPX042556R9999		ZXM2067	2CPX042476R9999	
		5	1204	1	ZX2068	2CPX042557R9999		ZXM2068	2CPX042477R9999	
		6	1454	1	ZX2069	2CPX042799R9999		ZXM2069	2CPX042821R9999	

> For mounting frames, see page 7/74

> For busbars to connect TriLine cabinets, see page 7/62

Modular distribution panel system CombiLine

N/PE busbar system and terminals, M(B)N...74+75



MN374



MN375

- For 2-pole busbars, see below
- With busbar holder type ZX518
- With end cover type ZX519
- 3 panels and more: additional centre support
- DIN rail steplessly depth-adjustable using deep-mounting bracket ZW59P2
- Usable depth from 90 up to 145 mm
- Usable width for terminals: 1 panel wide: 138 mm, 2 panel wide 438 mm, 3 panel wide: 688 mm
- Rated current (I_n) max. 440 A
- **Important:** the module combination options are to be considered for TwinLine cabinet to cabinet connections
- The mounting frame must be ordered separately

With one additional DIN rail for terminals

Height		Width		SU	EDF* ¹	WR* ²	From cabinet depth	Flatpack Unmounted			Mounted Installed in the cabinet		
GU	mm	PW	mm					Type	Ord. no.	Price	Type	Ord. no.	Price
2	300	1	250	24	■	■	200	MBN174	2CPX041746R9999		MN174	2CPX041281R9999	
		2	500	48	■	■	200	MBN274	2CPX041748R9999		MN274	2CPX041282R9999	
		3	750	72	■	■	200	MBN374	2CPX041750R9999		MN374	2CPX041283R9999	

With two additional DIN rails for terminals

3	450	1	250	36	■	■	200	MBN175	2CPX041752R9999		MN175	2CPX041284R9999	
		2	500	72	■	■	200	MBN275	2CPX041754R9999		MN275	2CPX041285R9999	
		3	750	108	■	■	200	MBN375	2CPX041756R9999		MN375	2CPX041286R9999	

*¹ Module for EDF mounting frame | *² Module for WR mounting frame



ZX1015

- Busbars for single cabinets
- Using continuous busbars, it is possible to combine different module widths within a single cabinet.
- 2 Cu busbars are required per module

Cu busbar I_n		Width		Pieces	Flatpack Unmounted			Mounted Installed in the cabinet		
mm	one	PW	mm		Type	Ord. no.	Price	Type	Ord. no.	Price
12 x 5	250	1	246	1	ZX1001	2CPX041870R9999		ZXM1001	2CPX041480R9999	
		2	496	1	ZX1002	2CPX041871R9999		ZXM1002	2CPX041481R9999	
		3	746	1	ZX1003	2CPX041872R9999		ZXM1003	2CPX041482R9999	
		4	996	1	ZX1004	2CPX041873R9999		ZXM1004	2CPX041483R9999	
		5	1246	1	ZX1005	2CPX041874R9999		ZXM1005	2CPX041484R9999	
		6	1496	1	ZX1006	2CPX042800R9999		ZXM1006	2CPX042822R9999	
20 x 5	320	1	246	1	ZX1013	2CPX041882R9999		ZXM1013	2CPX041492R9999	
		2	496	1	ZX1014	2CPX041883R9999		ZXM1014	2CPX041493R9999	
		3	746	1	ZX1015	2CPX041884R9999		ZXM1015	2CPX041494R9999	
		4	996	1	ZX1016	2CPX041885R9999		ZXM1016	2CPX041495R9999	
		5	1246	1	ZX1017	2CPX041886R9999		ZXM1017	2CPX041496R9999	
		6	1496	1	ZX1018	2CPX042801R9999		ZXM1018	2CPX042823R9999	
30 x 5	440	1	246	1	ZX1019	2CPX041888R9999		ZXM1019	2CPX041498R9999	
		2	496	1	ZX1020	2CPX041889R9999		ZXM1020	2CPX041499R9999	
		3	746	1	ZX1021	2CPX041890R9999		ZXM1021	2CPX041500R9999	
		4	996	1	ZX1022	2CPX041891R9999		ZXM1022	2CPX041501R9999	
		5	1246	1	ZX1023	2CPX041892R9999		ZXM1023	2CPX041502R9999	
		6	1496	1	ZX1024	2CPX042802R9999		ZXM1024	2CPX042824R9999	

> For mounting frames, see page 7/74

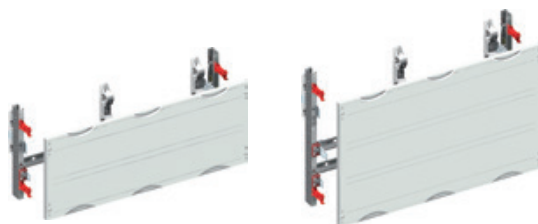
> For busbars for TwinLine cabinet to cabinet connections, see page 7/56

> For busbars for TriLine cabinet to cabinet connections, see page 7/64

> For the combination options of modules in case of TwinLine cabinet to cabinet connections, see page 7/59

Modular distribution panel system CombiLine

N/PE busbar system and terminals, M(B)N...62+63



MN362

MN363

- For 2-pole busbars, see below
- With busbar holder type ZX149
- 3 panels and more: additional centre support
- DIN rail steplessly depth-adjustable using deep-mounting bracket ZW59P2
- Usable depth from 90 up to 145 mm
- Usable width for terminals: 1 panel wide: 188 mm, 2 panel wide 438 mm, 3 panel wide: 688 mm
- Rated current (I_n) max. 630 A
- **Important:** the module combination options are to be considered for TwinLine cabinet to cabinet connections
- The mounting frame must be ordered separately
- Not suitable for fire protection enclosures

With one additional DIN rail for terminals

Height		Width					From cabinet depth	Flatpack Unmounted			Mounted Installed in the cabinet		
GU	mm	PW	mm	SU	EDF ^{*1}	WR ^{*2}	mm	Type	Ord. no.	Price	Type	Ord. no.	Price
2	300	1	250	24		■	275	MBN162	2CPX041758R9999		MN162	2CPX041287R9999	
		2	500	48		■	275	MBN262	2CPX041760R9999		MN262	2CPX041288R9999	
		3	750	72		■	275	MBN362	2CPX041762R9999		MN362	2CPX041289R9999	

With two additional DIN rails for terminals

3	450	1	250	36		■	275	MBN163	2CPX041764R9999		MN163	2CPX041290R9999	
		2	500	72		■	275	MBN263	2CPX041766R9999		MN263	2CPX041291R9999	
		3	750	108		■	275	MBN363	2CPX041768R9999		MN363	2CPX041292R9999	

*1 Module for EDF mounting frame | *2 Module for WR mounting frame



ZX2084

- Busbars for single cabinets
- Using continuous busbars, it is possible to combine different module widths within a single cabinet
- 2 Cu busbars are required per module

Cu busbar I_n		Width				Flatpack Unmounted			Mounted Installed in the cabinet		
mm	one	PW	mm	Pieces		Type	Ord. no.	Price	Type	Ord. no.	Price
30 x 10	630	1	201	1		ZX2082	2CPX042568R9999		ZXM2082	2CPX042488R9999	
		2	451	1		ZX2083	2CPX042569R9999		ZXM2083	2CPX042489R9999	
		3	701	1		ZX2084	2CPX042570R9999		ZXM2084	2CPX042490R9999	
		4	951	1		ZX2085	2CPX042571R9999		ZXM2085	2CPX042491R9999	
		5	1201	1		ZX2086	2CPX042572R9999		ZXM2086	2CPX042492R9999	
		6	1451	1		ZX2087	2CPX042803R9999		ZXM2087	2CPX042825R9999	

- > For mounting frames, see page 7/74
- > For busbars for TwinLine cabinet to cabinet connections, see page 7/57
- > For busbars for TriLine cabinet to cabinet connections, see page 7/65
- > For the combination options of modules in case of TwinLine cabinet to cabinet connections, see page 7/59

Modular distribution panel system CombiLine

Busbar system 60 mm, horizontal, M(B)R...02(B)



MR302B



MR302

- Busbar centre spacing 60 mm
- For 3-pole busbars
- 32 mm spacing between Cu busbar and cover
- With busbar holder type ZX146
- With end cover ZX172
- 3 panels and more: additional centre support
- Rated current (I_n) max. 440 A
- Mounting fuse socket, see below
- **Important:** the module combination options are to be considered for TwinLine cabinet to cabinet connections
- The mounting frame must be ordered separately
- Not suitable for fire protection enclosures

Equipped module for devices with 3-pole vertical mounting fuse sockets, I_n up to max. 250 A

Height		Width		D02 elements	SU	EDF*1	WR*2	Minimum cabinet depth	Flatpack Unmounted			Mounted Installed in the cabinet		
GU	mm	PW	mm						Type	Ord. no.	Price	Type	Ord. no.	Price
2	300	1	250	5*4	24	■	■	120	-	-	-	MR102B	2CPX041409R9999	
		2	500	14*4	48	■	■	200	-	-	-	MR202B	2CPX041410R9999	
		3	750	24*4	72		■	225	-	-	-	MR302B	2CPX041411R9999	

Unequipped module for devices for the vertical assembly of mounting fuse sockets, D0 fuse switch disconnectors or size 00 fuse switch disconnectors*3, I_n up to max. 440 A

Height		Width		Usable Width	SU	EDF*1	WR*2	Minimum cabinet depth	Flatpack Unmounted			Mounted Installed in the cabinet		
GU	mm	PW	mm	mm					Type	Ord. no.	Price	Type	Ord. no.	Price
2	300	1	250	1 x 215*4	24	■	■	120*3	MBR102	2CPX041825R9999		MR102	2CPX041406R9999	
		2	500	1 x 465*4	48	■	■	200*3	MBR202	2CPX041826R9999		MR202	2CPX041407R9999	
		3	750	2 x 320*4	72		■	225*3	MBR302	2CPX041827R9999		MR302	2CPX041408R9999	

*1 Module for EDF mounting frame | *2 Module for WR mounting frame | *3 The cabinet depth depends on the depth dimensions of the devices (matching of the cabinet views with the dimension information of the devices) For TwinLine cabinet to cabinet connections the changed usable width must be taken into account see page 7/58 | (T) TwinLine



ZE60

ZE61



ZE62



ZA4P10

Article	Pieces	Type	Ord. no.	Price
Neozed mounting fuse socket E18, width 26 mm	1	ZE60	2CPX061045R9999	
For push-in guard rings, 3-pole, with covers and labelling strips, with E18 thread, fuses max. 63 A	10	ZE60P10	2CPX062400R9999	
Diazed mounting fuse socket E27, width 42 mm	1	ZE61	2CPX061046R9999	
For push-in guard rings, 3-pole, with covers and labelling strips, with E27 thread, fuses max. 25 A	10	ZE61P10	2CPX062401R9999	
Diazed mounting fuse socket E33, width 56 mm	1	ZE62	2CPX061047R9999	
For push-in guard rings, 3-pole, with covers and labelling strips, with E33 thread, fuses max. 63 A	10	ZE62P10	2CPX062402R9999	
Trim covers instead of mounting fuse sockets	10	ZA4P10	2CPX062374R9999	
Colour similar to RAL 7035 to comply with the touch protection IPXXC Usable width from 16 up to 34 mm				

> For mounting frames, see page 7/74

> For busbars, see page 7/27

> For the combination options of modules in case of TwinLine cabinet to cabinet connections, see page 7/59

Modular distribution panel system CombiLine

Busbar system 60 mm, horizontal, M(B)R...02



ZX1015


- Busbars for single cabinets
- Using continuous busbars, it is possible to combine different module widths within a single cabinet.
- 3 Cu busbars are required per module

Cu busbar / mm	one	Width			Flatpack Unmounted			Mounted Installed in the cabinet		
		PW	mm	Pieces	Type	Ord. no.	Price	Type	Ord. no.	Price
12 x 5	(100)* 250	1	246	1	ZX1001	2CPX041870R9999		ZXM1001	2CPX041480R9999	
		2	496	1	ZX1002	2CPX041871R9999		ZXM1002	2CPX041481R9999	
		3	746	1	ZX1003	2CPX041872R9999		ZXM1003	2CPX041482R9999	
		4	996	1	ZX1004	2CPX041873R9999		ZXM1004	2CPX041483R9999	
		5	1246	1	ZX1005	2CPX041874R9999		ZXM1005	2CPX041484R9999	
		6	1496	1	ZX1006	2CPX042800R9999		ZXM1006	2CPX042822R9999	
20 x 5	(250)* 320	1	246	1	ZX1013	2CPX041882R9999		ZXM1013	2CPX041492R9999	
		2	496	1	ZX1014	2CPX041883R9999		ZXM1014	2CPX041493R9999	
		3	746	1	ZX1015	2CPX041884R9999		ZXM1015	2CPX041494R9999	
		4	996	1	ZX1016	2CPX041885R9999		ZXM1016	2CPX041495R9999	
		5	1246	1	ZX1017	2CPX041886R9999		ZXM1017	2CPX041496R9999	
		6	1496	1	ZX1018	2CPX042801R9999		ZXM1018	2CPX042823R9999	
30 x 5	440	1	246	1	ZX1019	2CPX041888R9999		ZXM1019	2CPX041498R9999	
		2	496	1	ZX1020	2CPX041889R9999		ZXM1020	2CPX041499R9999	
		3	746	1	ZX1021	2CPX041890R9999		ZXM1021	2CPX041500R9999	
		4	996	1	ZX1022	2CPX041891R9999		ZXM1022	2CPX041501R9999	
		5	1246	1	ZX1023	2CPX041892R9999		ZXM1023	2CPX041502R9999	
		6	1496	1	ZX1024	2CPX042802R9999		ZXM1024	2CPX042824R9999	

*For the assembly with mounting fuse socket

Modular distribution panel system CombiLine

Busbar system 60 mm, horizontal, M(B)R...03




MR303

- Unequipped for devices for the vertical installation of D0 and fuse switch disconnectors or mounting fuse sockets
- For 3-pole busbars, see below
- Spacing between Cu busbar and cover
For devices Efen and K'Electric 68 mm*³, Jean Müller and Wöhner 60.5 mm*³
- Cover without cut-out, with raising frame
- With busbar holder type ZX146
- 3 panels and more: additional centre support
- Rated current (I_n) max. 630 A
- The mounting frame must be ordered separately
- Not suitable for fire protection enclosures

Height		Width		Usable width				Minimum cabinet depth	Flatpack Unmounted			Mounted Installed in the cabinet		
GU	mm	PW	mm	mm	SU	EDF* ¹	WR* ²	mm	Type	Ord. no.	Price	Type	Ord. no.	Price
3	450	1	250	165	36		■	275* ³	MBR103	2CPX041830R9999		MR103	2CPX041414R9999	
		2	500	415	72		■	275* ³	MBR203	2CPX041831R9999		MR203	2CPX041415R9999	
		3	750	665	108		■	275* ³	MBR303	2CPX041832R9999		MR303	2CPX041416R9999	

*¹Module for EDF mounting frame | *²Module for WR mounting frame | *³The cabinet depth depends on the depth dimensions of the devices (matching of the cabinet views with the dimension information of the devices)

7



ZX2060

- Busbars for single cabinets
- Using continuous busbars, it is possible to combine different module widths within a single cabinet.
- 3 Cu busbars are required per module

Cu busbar		Width				Flatpack Unmounted			Mounted Installed in the cabinet		
mm	I_n one	PW	mm	Pieces		Type	Ord. no.	Price	Type	Ord. no.	Price
12 x 5	250	1	195	1		ZX2040	2CPX042533R9999		ZXM2040	2CPX042453R9999	
		2	445	1		ZX2041	2CPX042534R9999		ZXM2041	2CPX042454R9999	
		3	695	1		ZX2042	2CPX042535R9999		ZXM2042	2CPX042455R9999	
		4	945	1		ZX2043	2CPX042536R9999		ZXM2043	2CPX042456R9999	
		5	1195	1		ZX2044	2CPX042537R9999		ZXM2044	2CPX042457R9999	
		6	1445	1		ZX2045	2CPX042804R9999		ZXM2045	2CPX042826R9999	
12 x 10	360	1	195	1		ZX2052	2CPX042543R9999		ZXM2052	2CPX042463R9999	
		2	445	1		ZX2053	2CPX042544R9999		ZXM2053	2CPX042464R9999	
		3	695	1		ZX2054	2CPX042545R9999		ZXM2054	2CPX042465R9999	
		4	945	1		ZX2055	2CPX042546R9999		ZXM2055	2CPX042466R9999	
		5	1195	1		ZX2056	2CPX042547R9999		ZXM2056	2CPX042467R9999	
		6	1445	1		ZX2057	2CPX042805R9999		ZXM2057	2CPX042827R9999	
20 x 5	320	1	195	1		ZX2058	2CPX042548R9999		ZXM2058	2CPX042468R9999	
		2	445	1		ZX2059	2CPX042549R9999		ZXM2059	2CPX042469R9999	
		3	695	1		ZX2060	2CPX042550R9999		ZXM2060	2CPX042470R9999	
		4	945	1		ZX2061	2CPX042551R9999		ZXM2061	2CPX042471R9999	
		5	1195	1		ZX2062	2CPX042552R9999		ZXM2062	2CPX042472R9999	
		6	1445	1		ZX2063	2CPX042806R9999		ZXM2063	2CPX042828R9999	
30 x 5	440	1	195	1		ZX2070	2CPX042558R9999		ZXM2070	2CPX042478R9999	
		2	445	1		ZX2071	2CPX042559R9999		ZXM2071	2CPX042479R9999	
		3	695	1		ZX2072	2CPX042560R9999		ZXM2072	2CPX042480R9999	
		4	945	1		ZX2073	2CPX042561R9999		ZXM2073	2CPX042481R9999	
		5	1195	1		ZX2074	2CPX042562R9999		ZXM2074	2CPX042482R9999	
		6	1445	1		ZX2075	2CPX042807R9999		ZXM2075	2CPX042829R9999	
30 x 10	630	1	195	1		ZX2076	2CPX042563R9999		ZXM2076	2CPX042483R9999	
		2	445	1		ZX2077	2CPX042564R9999		ZXM2077	2CPX042484R9999	
		3	695	1		ZX2078	2CPX042565R9999		ZXM2078	2CPX042485R9999	
		4	945	1		ZX2079	2CPX042566R9999		ZXM2079	2CPX042486R9999	
		5	1195	1		ZX2080	2CPX042567R9999		ZXM2080	2CPX042487R9999	
		6	1445	1		ZX2081	2CPX042808R9999		ZXM2081	2CPX042830R9999	

> For mounting frames, see page 7/74 | > For busbars for TriLine cabinet to cabinet connections, see page 7/66

Modular distribution panel system CombiLine

Busbar system 60 mm, vertical, M(B)R...H



MR102H

- Unequipped for devices for the horizontal installation of mounting fuse sockets, see below
- For 3-pole busbars, see below
- 32 mm spacing between Cu busbar and cover
- With busbar holder type ZX146
- Rated current (I_n) max. 250 A
- The mounting frame must be ordered separately
- Not suitable for fire protection enclosures

Height		Width		Cut-out height in				Minimum cabinet depth	Flatpack Unmounted			Mounted Installed in the cabinet		
GU	mm	PW	mm	mm	SU	EDF*	WR*	mm	Type	Ord. no.	Price	Type	Ord. no.	Price
2	300	1	250	1 x 134	24	■	■	120	MBR102H	2CPX041828R9999		MR102H	2CPX041412R9999	
3	450	1	250	1 x 295	36	■	■	200	MBR103H	2CPX041829R9999		MR103H	2CPX041413R9999	

*1 Module for EDF mounting frame | *2 Module for WR mounting frame



ZX2506

- Using continuous busbars, it is possible to combine different module widths within a single cabinet (see information height GU)
- 3 Cu busbars are required per module

Cu busbar / n		Height				Flatpack Unmounted			Mounted Installed in the cabinet		
mm	one	GU	mm	Pieces		Type	Ord. no.	Price	Type	Ord. no.	Price
12 x 5	100	2	178	1		ZX2500	2CPX042877R9999		ZXM2500	2CPX042867R9999	
		3	328	1		ZX2501	2CPX042878R9999		ZXM2501	2CPX042868R9999	
		4 (2 GU + 2 GU)	478	1		ZX2502	2CPX042879R9999		ZXM2502	2CPX042869R9999	
		5 (2 GU + 3 GU)	628	1		ZX2503	2CPX042880R9999		ZXM2503	2CPX042870R9999	
		6 (3 GU + 3 GU)	778	1		ZX2504	2CPX042881R9999		ZXM2504	2CPX042871R9999	
20x5	250	2	178	1		ZX2505	2CPX042882R9999		ZXM2505	2CPX042872R9999	
		3	328	1		ZX2506	2CPX042883R9999		ZXM2506	2CPX042873R9999	
		4 (2 GU + 2 GU)	478	1		ZX2507	2CPX042884R9999		ZXM2507	2CPX042874R9999	
		5 (2 GU + 3 GU)	628	1		ZX2508	2CPX042885R9999		ZXM2508	2CPX042875R9999	
		6 (3 GU + 3 GU)	778	1		ZX2509	2CPX042886R9999		ZXM2509	2CPX042876R9999	



ZE60



ZE61



ZE62



ZA4P10

Article	Pieces	Type	Ord. no.	Price
Neozed mounting fuse socket E18, width 26 mm	1	ZE60	2CPX061045R9999	
For push-in guard rings, 3-pole, with covers and labelling strips, with E18 thread, fuses max. 63 A	10	ZE60P10	2CPX062400R9999	
Diazed mounting fuse socket E27, width 42 mm	1	ZE61	2CPX061046R9999	
For push-in guard rings, 3-pole, with covers and labelling strips, with E27 thread, fuses max. 25 A	10	ZE61P10	2CPX062401R9999	
Diazed mounting fuse socket E33, width 56 mm	1	ZE62	2CPX061047R9999	
For push-in guard rings, 3-pole, with covers and labelling strips, with E33 thread, fuses max. 63 A	10	ZE62P10	2CPX062402R9999	
Trim covers instead of mounting fuse sockets	10	ZA4P10	2CPX062374R9999	
Colour similar to RAL 7035 to comply with the touch protection IPXXC				

> For mounting frames, see page 7/76

Modular distribution panel system CombiLine

Size 00 fuse switch disconnectors, M(B)T...35+36+37(B)



MT337B

- Equipped with size 00 fuse switch disconnecter 160 A, type ZH411, with trim covers
- With busbar system 320 A, 3-pole, M8 connection screws
- Rated current (I_n) max. 320 A
- **Important:** When assembling fuse switch disconnectors behind the lock system, consider the cabinet depth
- Leading edge device to the cover 37 mm
- The mounting frame must be ordered separately
- Not suitable for fire protection enclosures, except the MT135B module

Height		Width		With disconnector				From cabinet depth	Flatpack Unmounted			Mounted Installed in the cabinet		
GU	mm	PW	mm	Size 00	SU	EDF*1	WR*2	mm	Type	Ord. no.	Price	Type	Ord. no.	Price
2	300	1	250	1	24	■	■	200	-	-	-	MT135B	2CPX042451R9999	
		1	250	2	24	■	■	200	-	-	-	MT136B	2CPX041293R9999	
		2	500	4	48	■	■	200	-	-	-	MT236B	2CPX041294R9999	
		3	750	6	72	■	■	200	-	-	-	MT336B	2CPX041295R9999	
4	600	1	250	4	48	■	■	200	-	-	-	MT137B	2CPX041296R9999	
		2	500	8	96	■	■	200	-	-	-	MT237B	2CPX041297R9999	
		3	750	12	144		■	200	-	-	-	MT337B	2CPX041298R9999	

*1 Module for EDF mounting frame | *2 Module for WR mounting frame



MT337

- Unequipped module, prepared for size 00 fuse switch disconnecter 160 A, of the following makes: ABB (ZH411, ZH412), without trim cover
- For busbar system 320 A, 3-pole
- Rated current (I_n) max. 320 A
- **Important:** When assembling fuse switch disconnectors behind the lock system, consider the cabinet depth
- The mounting frame must be ordered separately
- Not suitable for fire protection enclosures, except the MBT135 and MT135 modules

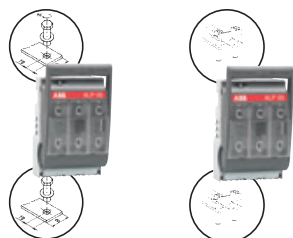
Height		Width		For disconnectors				From cabinet depth	Flatpack Unmounted			Mounted Installed in the cabinet		
GU	mm	PW	mm	Size 00	SU	EDF*1	WR*2	mm	Type	Ord. no.	Price	Type	Ord. no.	Price
2	300	1	250	1	24	■	■	200	MBT135	2CPX042452R9999		MT135	2CPX042450R9999	
		1	250	2	24	■	■	200	MBT136	2CPX041770R9999		MT136	2CPX041299R9999	
		2	500	4	48	■	■	200	MBT236	2CPX041771R9999		MT236	2CPX041300R9999	
		3	750	6	72	■	■	200	MBT336	2CPX041772R9999		MT336	2CPX041301R9999	
4	600	1	250	4	48	■	■	200	MBT137	2CPX041773R9999		MT137	2CPX041302R9999	
		2	500	8	96	■	■	200	MBT237	2CPX041774R9999		MT237	2CPX041303R9999	
		3	750	12	144		■	200	MBT337	2CPX041775R9999		MT337	2CPX041304R9999	

*1 Module for EDF mounting frame | *2 Module for WR mounting frame

> For mounting frames, see page 7/74
> For accessories, see page 7/31

Modular distribution panel system CombiLine

Accessories for size 00 fuse switch disconnecter modules




ZH411

ZH412



ZH311



ZH312



ZH427



ZH430




ZX148

Article	To be used with module	Pieces	Type	Ord. no.	Price
Size 00 fuse switch disconnecter					
Rated current (I_n) max. 160 A, without trim cover					
with M8 connection screws	M(B)T135 - M(B)T337	1	ZH411	2CPX062947R9999	
with clip terminals up to 50 mm ²	M(B)T135 - M(B)T337	1	ZH412	2CPX062948R9999	
Busbar system 320 A	M(B)T136	1	ZH214	2CPX060443R9999	
Cu busbars 20 x 5 mm, 3-pole single-level with	M(B)T236	1	ZH211	2CPX060440R9999	
M8 connection screws	M(B)T336	1	ZH311	2CPX060450R9999	
Busbar system 320 A	M(B)T137	1	ZH216	2CPX060445R9999	
Cu busbars 20 x 5 mm, 3-pole two-level with	M(B)T137	5	ZH216P5	2CPX062418R9999	
M8 connection screws	M(B)T237	1	ZH212	2CPX060441R9999	
	M(B)T337	1	ZH312	2CPX060451R9999	
Trim covers					
For fuse switch disconnectors, Colour similar to RAL 7035 to comply with the touch protection IPXXC					
Single trim cover	1 x M(B)T135*	1	ZH425	2CPX062952R9999	
Double trim cover	1 x M(B)T136 * 2 x M(B)T236 * 2 x M(B)T137 * 4 x M(B)T237 *	1	ZH426	2CPX062953R9999	
Triple trim cover	2 x M(B)T336 * 4 x M(B)T337 *	1	ZH427	2CPX062954R9999	
Trim covers, closed					
Instead of fuse switch disconnecter, Colour similar to RAL 7035 to comply with the touch protection IPXXC					
Single trim cover	M(B)T135 - M(B)T337	1	ZH428	2CPX062955R9999	
Double trim cover	M(B)T236 - M(B)T337	1	ZH429	2CPX062956R9999	
Triple trim cover	M(B)T336 - M(B)T337	1	ZH430	2CPX062957R9999	
Insulating plate	M(B)T135 - M(B)T337	1	ZX148	2CPX044018R9999	
For unoccupied busbar ends for size 00 fuse switch disconnecter					

*Number of pieces per fully equipped module

Modular distribution panel system CombiLine

Size 01 fuse switch disconnectors, M(B)T...42+43



MT343B

- Equipped with size 01 fuse switch disconnectors 250 A, type ZH431, with trim covers
- With busbar system 3-pole, M10 connection screws
- Rated current (I_n) max. 440 A, single-level
- Rated current (I_n) max. 630 A, double-level
- **Important:** When assembling fuse switch disconnectors behind the lock system, consider the cabinet depth
- Leading edge device to the cover 24 mm
- The mounting frame must be ordered separately
- Not suitable for fire protection enclosures

Height		Width		With disconnector		SU	EDF* ¹	WR* ²	From cabinet depth	Flatpack Unmounted			Mounted Installed in the cabinet		
GU	mm	PW	mm	Size 1						Type	Ord. no.	Price	Type	Ord. no.	Price
3	450	1	250	1	36				200	-	-	-	MT142B	2CPX041305R9999	
		2	500	2	72				200	-	-	-	MT242B	2CPX041306R9999	
		3	750	3	108				225	-	-	-	MT342B	2CPX041307R9999	
5	750	1	250	2	60				200	-	-	-	MT143B	2CPX041308R9999	
		2	500	4	120				225	-	-	-	MT243B	2CPX041309R9999	
		3	750	6	180				225	-	-	-	MT343B	2CPX041310R9999	

*¹ Module for EDF mounting frame | *² Module for WR mounting frame



MT343

- Unequipped module, prepared for size 01 fuse switch disconnectors 250 A, of the following makes: ABB (ZH431), without trim cover
- For busbar system 3-pole
- Rated current (I_n) max. 440 A, single-level
- Rated current (I_n) max. 630 A, double level
- **Important:** When assembling fuse switch disconnectors behind the lock system consider the cabinet depth
- The mounting frame must be ordered separately
- Not suitable for fire protection enclosures

Height		Width		For disconnectors		SU	EDF* ¹	WR* ²	From cabinet depth	Flatpack Unmounted			Mounted Installed in the cabinet		
GU	mm	PW	mm	Size 1						Type	Ord. no.	Price	Type	Ord. no.	Price
3	450	1	250	1	36				200	MBT142	2CPX041776R9999		MT142	2CPX041311R9999	
		2	500	2	72				200	MBT242	2CPX041777R9999		MT242	2CPX041312R9999	
		3	750	3	108				225	MBT342	2CPX041778R9999		MT342	2CPX041313R9999	
5	750	1	250	2	60				200	MBT143	2CPX041779R9999		MT143	2CPX041314R9999	
		2	500	4	120				225	MBT243	2CPX041780R9999		MT243	2CPX041315R9999	
		3	750	6	180				225	MBT343	2CPX041781R9999		MT343	2CPX041316R9999	

*¹ Module for EDF mounting frame | *² Module for WR mounting frame


> For mounting frames, see page 7/74
> For accessories, see page 7/33

Modular distribution panel system CombiLine


Accessories for size 01 fuse switch disconnecter modules



ZH431




ZH317



ZH318



ZH438



ZH440



ZX128

Article	Application	Pieces	Type	Ord. no.	Price
Size 1 fuse switch disconnecter Rated current (I_n) max. 250 A, without trim cover, with M10 connection screws	M(B)T142 - M(B)T343	1	ZH431	2CPX062958R9999	
Busbar system 440 A Cu busbars 30 x 5 mm, 3-pole single-level with M10 connection screws	M(B)T242	1	ZH217	2CPX060446R9999	
	M(B)T342	1	ZH317	2CPX060456R9999	
Busbar system 630 A Cu busbars 30 x 10 mm, 3-pole double-level with M10 connection screws	M(B)T243	1	ZH218	2CPX060447R9999	
	M(B)T343	1	ZH318	2CPX060457R9999	
Trim cover Single cover for fuse switch disconnecters, Colour similar to RAL 7035 to comply with the touch protection IPXXC	1 x M(B)T142 * 2 x M(B)T242 * 3 x M(B)T342 * 2 x M(B)T143 * 4 x M(B)T243 * 6 x M(B)T343 *	1	ZH438	2CPX062961R9999	
Trim cover, closed Single cover instead of fuse switch disconnecter, Colour similar to RAL 7035, to comply with the touch protection IPXXC	M(B)T142 - M(B)T343	1	ZH440	2CPX062963R9999	
Insulating plate For unoccupied busbar ends for size 1 fuse switch disconnecter	M(B)T142 - M(B)T343	1	ZX128	2CPX039128R9999	

*Number of pieces per fully equipped module

Modular distribution panel system CombiLine

Size 02 fuse switch disconnectors, M(B)T...44+45



MT345B

- Equipped with size 2 fuse switch disconnector 400 A, type ZH441, with trim covers
- With busbar system 3-pole, M10 connection screws
- Rated current (I_n) max. 440 A, single-level
- Rated current (I_n) max. 630 A, double-level
- **Important:** When assembling fuse switch disconnectors behind the lock system, consider the cabinet depth
- Leading edge device to the cover 43 mm
- The mounting frame must be ordered separately
- Not suitable for fire protection enclosures

Height		Width		With disconnector				From cabinet depth	Flatpack Unmounted			Mounted Installed in the cabinet		
GU	mm	PW	mm	2	SU	EDF*	WR*	mm	Type	Ord. no.	Price	Type	Ord. no.	Price
3	450	1	250	1	36	■	■	215	-	-	-	MT144B	2CPX041317R9999	
		2	500	2	72	■	■	215	-	-	-	MT244B	2CPX041318R9999	
		3	750	3	108		■	225	-	-	-	MT344B	2CPX041319R9999	
5	750	1	250	2	60	■	■	215	-	-	-	MT145B	2CPX041320R9999	
		2	500	4	120		■	225	-	-	-	MT245B	2CPX041321R9999	
		3	750	6	180		■	225	-	-	-	MT345B	2CPX041322R9999	

*1 Module for EDF mounting frame | *2 Module for WR mounting frame



MT345

- Unequipped module, prepared for size 2 fuse switch disconnector 400 A, of the following makes: ABB (ZH441), without trim cover
- For busbar system 3-pole
- Rated current (I_n) max. 440 A, single-level
- Rated current (I_n) max. 630 A, double-level
- **Important:** When assembling fuse switch disconnectors behind the lock system, consider the cabinet depth
- The mounting frame must be ordered separately
- Not suitable for fire protection enclosures

Height		Width		For disconnectors				From cabinet depth	Flatpack Unmounted			Mounted Installed in the cabinet		
GU	mm	PW	mm	2	SU	EDF*	WR*	mm	Type	Ord. no.	Price	Type	Ord. no.	Price
3	450	1	250	1	36	■	■	215	MBT144	2CPX041782R9999		MT144	2CPX041323R9999	
		2	500	2	72	■	■	215	MBT244	2CPX041783R9999		MT244	2CPX041324R9999	
		3	750	3	108		■	225	MBT344	2CPX041784R9999		MT344	2CPX041325R9999	
5	750	1	250	2	60	■	■	215	MBT145	2CPX041785R9999		MT145	2CPX041326R9999	
		2	500	4	120		■	225	MBT245	2CPX041786R9999		MT245	2CPX041327R9999	
		3	750	6	180		■	225	MBT345	2CPX041787R9999		MT345	2CPX041328R9999	

*1 Module for EDF mounting frame | *2 Module for WR mounting frame


> For mounting frames, see page 7/74
> For accessories, see page 7/35

Modular distribution panel system CombiLine


Accessories for size 2 fuse switch disconnecter modules



ZH441



ZH317



ZH318



ZH448



ZH442



ZX129

Article	Application	Pieces	Type	Ord. no.	Price
Size 2 fuse switch disconnecter Rated current (I_n) max. 400 A, without trim cover, with M10 connection screws	M(B)T144 - M(B)T345	1	ZH441	2CPX062964R9999	
Busbar system 440 A Cu busbars 30 x 5 mm, 3-pole single-level with M10 connection screws	M(B)T244	1	ZH217	2CPX060446R9999	
	M(B)T344	1	ZH317	2CPX060456R9999	
Busbar system 630 A Cu busbars 30 x 10 mm, 3-pole double-level with M10 connection screws	M(B)T245	1	ZH218	2CPX060447R9999	
	M(B)T345	1	ZH318	2CPX060457R9999	
Trim covers For fuse switch disconnectors, Colour similar to RAL 7035 to comply with the touch protection IPXXC					
Single trim cover	1 x M(B)T144 * 2 x M(B)T145 *	1	ZH447	2CPX039842R9999	
Single trim cover	1 x M(B)T344 * 2 x M(B)T345 *	1	ZH448	2CPX062965R9999	
Double trim cover	1 x M(B)T244 * 1 x M(B)T344 * 2 x M(B)T245 * 2 x M(B)T345 *	1	ZH449	2CPX062966R9999	
Trim cover, closed Single cover instead of fuse switch disconnecter, Colour similar to RAL 7035, to comply with the touch protection IPXXC	M(B)T144 - M(B)T345	1	ZH442	2CPX062939R9999	
Insulating plate For unoccupied busbar ends for size 2 fuse switch disconnecter	M(B)T144 - M(B)T345	1	ZX129	2CPX039129R9999	

*Number of pieces per fully equipped module

Modular distribution panel system CombiLine

Busbar system 40 mm for size 00 disconnecter adapter, M(B)T...50(B)



MT350B

- Equipped module with size 00 fuse switch disconnecter 160 A, type ZH413, with trim covers
- Busbar centre spacing 40 mm
- For 3-pole horizontal busbars
- With busbar holder type ZX387
- 3 panels and more: additional centre support
- With connection terminals 70 mm² (ZK83)
- Rated current (I_n) max. 360 A
- **Important:** When assembling fuse switch disconnectors behind the lock system, consider the cabinet depth
- Leading edge device to the cover 41 mm
- The mounting frame must be ordered separately
- Not suitable for fire protection enclosures

Height		Width		With disconnecter				From cabinet depth	Flatpack Unmounted			Mounted Installed in the cabinet		
GU	mm	PW	mm	Size 00	SU	EDF*1	WR*2	mm	Type	Ord. no.	Price	Type	Ord. no.	Price
2	300	2	500	1 x 4	48		■	225	-	-	-	MT250B	2CPX041329R9999	
		3	750	1 x 6	72		■	225	-	-	-	MT350B	2CPX041330R9999	

*1 Module for EDF mounting frame | *2 Module for WR mounting frame



MT350

- Unequipped module, prepared for size 00 fuse switch disconnecter 160 A, of the following makes: ABB (ZH413), without trim cover
- Busbar centre spacing 40 mm
- For 3-pole horizontal busbars
- With busbar holder type ZX387
- 3 panels and more: additional centre support
- Rated current (I_n) max. 360 A
- **Important:** When assembling fuse switch disconnectors behind the lock system, consider the cabinet depth
- The mounting frame must be ordered separately
- Not suitable for fire protection enclosures

Height		Width		For disconnectors				From cabinet depth	Flatpack Unmounted			Mounted Installed in the cabinet		
GU	mm	PW	mm	Size 00	SU	EDF*1	WR*2	mm	Type	Ord. no.	Price	Type	Ord. no.	Price
2	300	2	500	1 x 4	48		■	225	MBT250	2CPX041788R9999		MT250	2CPX041331R9999	
		3	750	1 x 6	72		■	225	MBT350	2CPX041789R9999		MT350	2CPX041332R9999	

*1 Module for EDF mounting frame | *2 Module for WR mounting frame

Modular distribution panel system CombiLine

Busbar system 40 mm for size 00 disconnecter adapter, M(B)T...50(B)



ZH413



ZH427



ZH430



- Busbars for single cabinets
- Using continuous busbars, it is possible to combine different module widths within a single cabinet.
- 3 Cu busbars are required per module

Cu busbar	I_n	Height			Flatpack Unmounted			Mounted Installed in the cabinet		
		GU	mm	Pieces	Type	Ord. no.	Price	Type	Ord. no.	Price
12 x 5	250	2	431	1	ZX2002	2CPX042201R9999		ZXM2002	2CPX042301R9999	
		3	681	1	ZX2003	2CPX042202R9999		ZXM2003	2CPX042302R9999	
		4	931	1	ZX2004	2CPX042203R9999		ZXM2004	2CPX042303R9999	
		5	1181	1	ZX2005	2CPX042204R9999		ZXM2005	2CPX042304R9999	
		6	1431	1	ZX2006	2CPX042792R9999		ZXM2006	2CPX042814R9999	
12 x 10	360	2	431	1	ZX2008	2CPX042206R9999		ZXM2008	2CPX042306R9999	
		3	681	1	ZX2009	2CPX042207R9999		ZXM2009	2CPX042307R9999	
		4	931	1	ZX2010	2CPX042208R9999		ZXM2010	2CPX042308R9999	
		5	1181	1	ZX2011	2CPX042209R9999		ZXM2011	2CPX042309R9999	
		6	1431	1	ZX2012	2CPX042793R9999		ZXM2012	2CPX042815R9999	

> For busbars for TriLine® cabinet to cabinet connections, see page 7/69

Modular distribution panel system CombiLine

Busbar system 40 mm for size 1 disconnecter adapter, M(B)T...51(B)



MT351B

- Equipped with size 1 fuse switch disconnecter 250 A, type ZH433, with trim covers
- Busbar centre spacing 40 mm
- For 3-pole horizontal busbars
- With busbar holder type ZX387
- 3 panels and more: additional centre support
- With connection terminals 70 mm² (ZK83)
- Rated current (I_n) max. 360 A
- **Important:** When assembling fuse switch disconnectors behind the lock system, consider the cabinet depth
- Leading edge device to the cover 45 mm
- The mounting frame must be ordered separately
- Not suitable for fire protection enclosures

Height		Width		With disconnecter	SU	EDF* ¹	WR* ²	From cabinet depth	Flatpack Unmounted			Mounted Installed in the cabinet		
GU	mm	PW	mm	Size 1					Type	Ord. no.	Price	Type	Ord. no.	Price
2	300	2	500	2	48		■	225	-	-	-	MT251B	2CPX041333R9999	
		3	750	3	72		■	225	-	-	-	MT351B	2CPX041334R9999	

*¹ Module for EDF mounting frame | *² Module for WR mounting frame



MT351

- Unequipped module, prepared for size 01 fuse switch disconnecter 250 A, of the following makes: ABB (ZH433), without trim cover
- Busbar centre spacing 40 mm
- For 3-pole horizontal busbars
- With busbar holder type ZX387
- 3 panels and more: additional centre support
- Rated current (I_n) max. 360 A
- **Important:** When assembling fuse switch disconnectors behind the lock system, consider the cabinet depth
- The mounting frame must be ordered separately
- Not suitable for fire protection enclosures

Height		Width		For disconnectors	SU	EDF* ¹	WR* ²	From cabinet depth	Flatpack Unmounted			Mounted Installed in the cabinet		
GU	mm	PW	mm	Size 1					Type	Ord. no.	Price	Type	Ord. no.	Price
2	300	2	500	2	48		■	225	MBT251	2CPX041790R9999		MT251	2CPX041335R9999	
		3	750	3	72		■	225	MBT351	2CPX041791R9999		MT351	2CPX041336R9999	

*¹ Module for EDF mounting frame | *² Module for WR mounting frame

> For mounting frames, see page 7/74
 > For busbars, see page 7/39
 > For accessories, see page 7/39

Modular distribution panel system CombiLine


Busbar system 40 mm for size 1 disconnecter adapter, M(B)T...51(B)



ZH433



ZH438



ZH440

Article	Application	Pieces	Type	Ord. no.	Price
Size 1 fuse switch disconnecter with adapter for 40 mm busbar system, Rated current (I_n) max. 250 A, without trim cover, with M10 connection screws	M(B)T251 - M(B)T351	1	ZH433	2CPX062960R9999	
Trim cover Single cover for fuse switch disconnectors, Colour similar to RAL 7035 to comply with the touch protection IPXXC	2 x M(B)T251 * 3 x M(B)T351 *	1	ZH438	2CPX062961R9999	
Trim cover, closed Single cover instead of fuse switch disconnecter, Colour similar to RAL 7035, to comply with the touch protection IPXXC	M(B)T251 - M(B)T351	1	ZH440	2CPX062963R9999	

*Number of pieces per fully equipped module




- Busbars for single cabinets
- Using continuous busbars, it is possible to combine different module widths within a single cabinet.
- 3 Cu busbars are required per module

Cu busbar mm	I_n one	Height		Pieces	Flatpack Unmounted			Mounted Installed in the cabinet		
		GU	mm		Type	Ord. no.	Price	Type	Ord. no.	Price
12 x 5	250	2	431	1	ZX2002	2CPX042201R9999		ZXM2002	2CPX042301R9999	
		3	681	1	ZX2003	2CPX042202R9999		ZXM2003	2CPX042302R9999	
		4	931	1	ZX2004	2CPX042203R9999		ZXM2004	2CPX042303R9999	
		5	1181	1	ZX2005	2CPX042204R9999		ZXM2005	2CPX042304R9999	
		6	1431	1	ZX2006	2CPX042792R9999		ZXM2006	2CPX042814R9999	
12 x 10	360	2	431	1	ZX2008	2CPX042206R9999		ZXM2008	2CPX042306R9999	
		3	681	1	ZX2009	2CPX042207R9999		ZXM2009	2CPX042307R9999	
		4	931	1	ZX2010	2CPX042208R9999		ZXM2010	2CPX042308R9999	
		5	1181	1	ZX2011	2CPX042209R9999		ZXM2011	2CPX042309R9999	
		6	1431	1	ZX2012	2CPX042793R9999		ZXM2012	2CPX042815R9999	

Modular distribution panel system CombiLine

Busbar system 100 mm size 00 fuse switch disconnectors, M(B)L...52(B)








ML352B


- Equipped with size 00 fuse switch disconnectors 160 A (ZE59)
- Busbar centre spacing 100 mm
- For 3-pole horizontal busbars
- With busbar holder type ZX520
- Rated current (I_n) max. 850 A

Important:

1. When assembling fuse switch disconnectors behind the lock system consider the cabinet depth
Leading edge device to the cover 29 mm
 2. When using a centre support rail or a horizontal cross member for direct connections, the possibilities to use a connection terminal are restricted (plan connection space, empty module)
- The mounting frame must be ordered separately
 - Not suitable for fire protection enclosures

		Width					From cabinet depth	Flatpack Unmounted			Mounted Installed in the cabinet			
GU	mm	PW	mm	Configuration	SU	EDF* ¹	WR* ²	mm	Type	Ord. no.	Price	Type	Ord. no.	Price
3	450	1	250	3 x size 00	36			215	-	-	-	ML152B	2CPX041340R9999	
		2	500	6 x size 00	72			215	-	-	-	ML252B	2CPX041341R9999	
		3	750	10 x slze 00	108			275	-	-	-	ML352B	2CPX041342R9999	

*¹ Module for EDF mounting frame | *² Module for WR mounting frame



ML352

- Unequipped module, prepared for size 00 fuse switch disconnector 160 A, of the following makes: ABB (ZE59)
- Busbar centre spacing 100 mm
- For 3-pole horizontal busbars
- With busbar holder type ZX520
- Cover without cut-out
- Rated current (I_n) max. 850 A
- Devices, see below
- **Important:** see remarks on top
- Not suitable for fire protection enclosures

Height		Width		Usable width				From cabinet depth	Flatpack Unmounted			Mounted Installed in the cabinet		
GU	mm	PW	mm	mm	SU	EDF* ¹	WR* ²	mm	Type	Ord. no.	Price	Type	Ord. no.	Price
3	450	1	250	150	36	■	■	215	MBL152	2CPX041795R9999		ML152	2CPX041343R9999	
		2	500	300	72	■	■	215	MBL252	2CPX041796R9999		ML252	2CPX041344R9999	
		3	750	500	108		■	275	MBL352	2CPX041797R9999		ML352	2CPX041345R9999	

*¹ Module for EDF mounting frame | *² Module for WR mounting frame



ZE59

Article	Application	Pieces	Type	Ord. no.	Price
Fuse switch disconnectors	M(B)L152 - M(B)L352	1	ZE59	2CPX061044R9999	
Busbar centre spacing 100 mm					
Size 00, 160 A, 50 mm width					


> For mounting frames, see page 7/74
> For busbars, see page 7/41

Modular distribution panel system CombiLine

Busbar system 100 mm for size 00 fuse switch disconnectors, M(B)L...52(B)



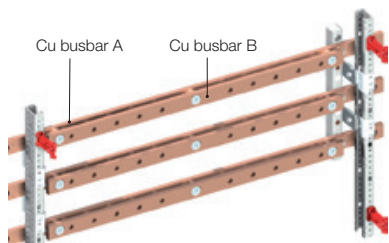
WR mounting frame with busbars in the module



EDF mounting frame with Busbar connection

- Busbars for single cabinets
- With the WR mounting frame the busbars cannot be connected through from one module to the next
- With the EDF mounting frame (see information on the PW) defined combinations are possible within the cabinet
- Size 00 fuse switch disconnectors are directly mounted to Cu busbars prepared with captive nuts and to this end the busbar holders are fixed to the front position of the bracket
- 3 Cu busbars are required per module

Cu busbar / _n		Width			Flatpack Unmounted			Mounted Installed in the cabinet		
mm	one	PW	mm	Pieces	Type	Ord. no.	Price	Type	Ord. no.	Price
30 x 10	630	1	184	1	ZX1120	2CPX041978R9999		ZXM1120	2CPX041588R9999	
		2	434	1	ZX1121	2CPX041979R9999		ZXM1121	2CPX041589R9999	
		3	684	1	ZX1122	2CPX041980R9999		ZXM1122	2CPX041590R9999	
		4 (2PW+2PW)	934	1	ZX1123	2CPX041981R9999		ZXM1123	2CPX041591R9999	
		5 (3PW+2PW)	1184	1	ZX1124	2CPX041982R9999		ZXM1124	2CPX041592R9999	
		6 (3PW+3PW)	1434	1	ZX1125	2CPX042809R9999		ZXM1125	2CPX042831R9999	
40 x 10	850	1	184	1	ZX1126	2CPX041984R9999		ZXM1126	2CPX041594R9999	
		2	434	1	ZX1127	2CPX041985R9999		ZXM1127	2CPX041595R9999	
		3	684	1	ZX1128	2CPX041986R9999		ZXM1128	2CPX041596R9999	
		4 (2PW+2PW)	935	1	ZX1129	2CPX041987R9999		ZXM1129	2CPX041597R9999	
		5 (3PW+2PW)	1184	1	ZX1130	2CPX041988R9999		ZXM1130	2CPX041598R9999	
		6 (3PW+3PW)	1434	1	ZX1131	2CPX042810R9999		ZXM1131	2CPX042832R9999	



- Busbars for single cabinets
- With the WR mounting frame (see information on the PW) defined combinations are possible with the continuous "A" busbars within the cabinet
- Per module, size 00 fuse switch disconnectors are mounted to Cu busbars "B" prepared with captive nuts and to this end the busbar holders are fixed to the front position of the bracket
- Three Cu busbars "A" and "B" are required per module

WR mounting frame with busbar connection

Cu busbar A, continuous busbar

30 x 10	630	1	184	1	ZX2025	2CPX042220R9999		ZXM2025	2CPX042320R9999	
		2	434	1	ZX2026	2CPX042221R9999		ZXM2026	2CPX042321R9999	
		3	684	1	ZX2027	2CPX042222R9999		ZXM2027	2CPX042322R9999	
		4 (2PW+2PW)	934	1	ZX2028	2CPX042223R9999		ZXM2028	2CPX042323R9999	
		5 (3PW+2PW)	1184	1	ZX2029	2CPX042224R9999		ZXM2029	2CPX042324R9999	
		6 (3PW+3PW)	1434	1	ZX2030	2CPX042796R9999		ZXM2030	2CPX042818R9999	
40 x 10	850	1	184	1	ZX2031	2CPX042225R9999		ZXM2031	2CPX042325R9999	
		2	434	1	ZX2032	2CPX042226R9999		ZXM2032	2CPX042326R9999	
		3	684	1	ZX2033	2CPX042227R9999		ZXM2033	2CPX042327R9999	
		4 (2PW+2PW)	934	1	ZX2034	2CPX042228R9999		ZXM2034	2CPX042328R9999	
		5 (3PW+2PW)	1184	1	ZX2035	2CPX042229R9999		ZXM2035	2CPX042329R9999	
		6 (3PW+3PW)	1434	1	ZX2036	2CPX042797R9999		ZXM2036	2CPX042819R9999	

Cu busbar B for mounting the 00 fuse switch disconnectors

30 x 10	630	1	150	1	ZX1170	2CPX042342R9999		ZXM1170	2CPX042348R9999	
		2	400	1	ZX1171	2CPX042343R9999		ZXM1171	2CPX042349R9999	
		3	650	1	ZX1172	2CPX042344R9999		ZXM1172	2CPX042350R9999	
40 x 10	850	1	150	1	ZX1176	2CPX042345R9999		ZXM1176	2CPX042351R9999	
		2	400	1	ZX1177	2CPX042346R9999		ZXM1177	2CPX042352R9999	
		3	650	1	ZX1178	2CPX042347R9999		ZXM1178	2CPX042353R9999	

> For busbars for TriLine® cabinet to cabinet connection, see page 7/70

Modular distribution panel system CombiLine

Busbar system 185 mm for fuse switch disconnectors, M(B)L...21-300(B)



ML300B

- **Equipped with:**
 - Size 00 fuse switch disconnectors up to 160 A (ZE55),
 - Size 1 fuse switch disconnectors up to 250 A (ZE56),
 - Size 2 fuse switch disconnectors up to 400 A (ZE57),
 - Size 3 fuse switch disconnectors up to 630 A (ZE58)
- Busbar centre spacing 185 mm
- For 3-pole horizontal busbars
- With busbar holder (ZX522)
- Rated current (I_n) max. 850 A
- **Important:** Plan connection space or empty module and when assembling fuse switch disconnectors behind the lock system consider the cabinet depth
- Leading edge device to the cover 77 mm
- The mounting frame must be ordered separately
- Not suitable for fire protection enclosures

Height		Width		Configuration	SU	EDF* ¹	WR* ²	Minimum cabinet depth	Flatpack Unmounted			Mounted Installed in the cabinet		
GU	mm	PW	mm						Type	Ord. no.	Price	Type	Ord. no.	Price
5	750	1	250	3 x size 00	60		■	275	-	-	-	ML100B	2CPX041346R9999	
		2	500	6 x size 00	120		■	275	-	-	-	ML200B	2CPX041347R9999	
		3	750	10 x size 00	180		■	275	-	-	-	ML300B	2CPX041348R9999	
5	750	2	500	4 x size 1	120		■	275	-	-	-	ML21B	2CPX041352R9999	
		3	750	6 x size 1	180		■	275	-	-	-	ML31B	2CPX041353R9999	
5	750	2	500	4 x size 2	120		■	275	-	-	-	ML22B	2CPX041354R9999	
		3	750	6 x size 2	180		■	275	-	-	-	ML32B	2CPX041355R9999	
5	750	2	500	4 x 3	120		■	275	-	-	-	ML23B	2CPX041356R9999	
		3	750	6 x 3	180		■	275	-	-	-	ML33B	2CPX041357R9999	

*¹Module for EDF mounting frame | *²Module for WR mounting frame



ML300

- Unequipped for size 00 to size 3 fuse switch disconnectors 160 A to 630 A for the following makes: ABB (ZE55 - ZE58)
- Busbar centre spacing 185 mm
- For 3-pole horizontal busbars
- With busbar holder (ZX522)
- Cover without cut-out
- Rated current (I_n) max. 850 A
- **Important:** Plan connection space or empty module and when assembling fuse switch disconnectors behind the lock system consider the cabinet depth
- The mounting frame must be ordered separately
- Not suitable for fire protection enclosures

Height		Width		Usable width	SU	EDF* ¹	WR* ²	Minimum cabinet depth	Flatpack Unmounted			Mounted Installed in the cabinet		
GU	mm	PW	mm						Type	Ord. no.	Price	Type	Ord. no.	Price
5	750	1	250	150	60		■	275	MBL100	2CPX041798R9999		ML100	2CPX041349R9999	
		2	500	400	120		■	275	MBL200	2CPX041799R9999		ML200	2CPX041350R9999	
		3	750	600	180		■	275	MBL300	2CPX041800R9999		ML300	2CPX041351R9999	

*¹Module for EDF mounting frame | *²Module for WR mounting frame

> For mounting frames, see page 7/74
 > For busbars, see page 7/43
 > For fuse switch disconnectors, see page 7/43

Modular distribution panel system CombiLine

Busbar system 185 mm for fuse switch disconnectors, M(B)L...21-300(B)



ZE56

Article	Pieces	Type	Ord. no.	Price
Fuse switch disconnectors				
Busbar centre spacing 185 mm				
Size 00, 160 A, 50 mm width	1	ZE55	2CPX061040R9999	
Size 1, 250 A, 100 mm width	1	ZE56	2CPX061041R9999	
Size 2, 400 A, 100 mm width	1	ZE57	2CPX061042R9999	
Size 3, 630 A, 100 mm width	1	ZE58	2CPX061043R9999	



ZX1128

- Busbars for single cabinets
- Using continuous busbars, it is possible to combine different module widths within a single cabinet.
- With captive nuts to connect fuse switch disconnectors
- From three panels on the captive nuts define the module sequence (see information on PW)
- 3 Cu busbars are required per module

7

Cu busbar		Width		Pieces	Flatpack			Mounted		
mm	I _n	PW	mm		Type	Ord. no.	Price	Type	Ord. no.	Price
30 x 10	630	1	196	1	ZX1120	2CPX041978R9999		ZXM1120	2CPX041588R9999	
		2	434	1	ZX1121	2CPX041979R9999		ZXM1121	2CPX041589R9999	
		3	684	1	ZX1122	2CPX041980R9999		ZXM1122	2CPX041590R9999	
		4 (2PW+2PW)	934	1	ZX1123	2CPX041981R9999		ZXM1123	2CPX041591R9999	
		5 (3PW+2PW)	1184	1	ZX1124	2CPX041982R9999		ZXM1124	2CPX041592R9999	
		6 (3PW+3PW)	1434	1	ZX1125	2CPX042809R9999		ZXM1125	2CPX042831R9999	
40 x 10	850	1	184	1	ZX1126	2CPX041984R9999		ZXM1126	2CPX041594R9999	
		2	446	1	ZX1127	2CPX041985R9999		ZXM1127	2CPX041595R9999	
		3	684	1	ZX1128	2CPX041986R9999		ZXM1128	2CPX041596R9999	
		4 (2PW+2PW)	935	1	ZX1129	2CPX041987R9999		ZXM1129	2CPX041597R9999	
		5 (3PW+2PW)	1184	1	ZX1130	2CPX041988R9999		ZXM1130	2CPX041598R9999	
		6 (3PW+3PW)	1434	1	ZX1131	2CPX042810R9999		ZXM1131	2CPX042832R9999	

Modular distribution panel system CombiLine

Busbar system 185 mm for fuse switch disconnectors, M(B)L...5



ML35

- Unequipped for switch disconnector fuse sizes 00 up to 3, 160 A up to 630 A
- For the make: ABB SlimLine XR and Jean Müller Sasil
- Busbar centre spacing 185 mm
- For 3-pole horizontal busbars, see below
- With busbar holder (ZX523)
- Cover without cut-out
- Rated current (I_n) max. 850 A
- **Important:** Plan connection space or empty module and when assembling fuse switch disconnectors behind the lock system consider the cabinet depth
- Leading edge device to the cover 138 mm
- The mounting frame must be ordered separately
- Not suitable for fire protection enclosures

Height		Width		Usable width		SU	EDF*1	WR*2	Minimum cabi- net depth	Flatpack Unmounted			Mounted Installed in the cabinet		
GU	mm	PW	mm	mm					mm	Type	Ord. no.	Price	Type	Ord. no.	Price
5	750	2	500	400	120			■	625	MBL25	2CPX041801R9999		ML25	2CPX041368R9999	
		3	750	600	180			■	625	MBL35	2CPX041802R9999		ML35	2CPX041369R9999	

*1 Module for EDF mounting frame | *2 Module for WR mounting frame



ZX1033


- Busbars for single cabinets
- Using continuous busbars, it is possible to combine different module widths within a single cabinet.
- With locking pins to fix them to the busbars
- 3 Cu busbars are required per module

Cu busbar I_n		Width		Pieces	Flatpack Unmounted			Mounted Installed in the cabinet		
mm	one	PW	mm		Type	Ord. no.	Price	Type	Ord. no.	Price
40 x 10	850	2	496	1	ZX1032	2CPX041901R9999		ZXM1032	2CPX041511R9999	
		3	746	1	ZX1033	2CPX041902R9999		ZXM1033	2CPX041512R9999	
		4	996	1	ZX1034	2CPX041903R9999		ZXM1034	2CPX041513R9999	
		5	1246	1	ZX1035	2CPX041904R9999		ZXM1035	2CPX041514R9999	

> For mounting frames, see page 7/74
 > For busbars for TriLine® cabinet to cabinet connections, see page 7/72

Modular distribution panel system CombiLine

Busbar system modules 40 mm for S700 and S750, M(B)H




MH250

- Unequipped for selective main circuit breakers
- For ABB S700, 1 up to 4-pole (width per pole 35 mm)
- Busbar centre spacing 40 mm
- For 4-pole horizontal busbars, see below
- With busbar holder type ZB5
- 3 panels and more: additional centre support
- Covers with cut-out
- The remaining slot must be closed with covers
- The mounting frame must be ordered separately
- The MBH350 and MH350 modules are not suitable for fire protection enclosures

Height		Width		Usable width	SU	EDF*1	WR*2	From cabinet depth	Flatpack Unmounted			Mounted Installed in the cabinet		
GU	mm	PW	mm	mm					Type	Ord. no.	Price	Type	Ord. no.	Price
2	300	1	250	105	24	■	■	200	MBH150	2CPX041792R9999		MH150	2CPX041337R9999	
		2	500	210/105	48	■	■	200	MBH250	2CPX041793R9999		MH250	2CPX041338R9999	
		3	750	315/210	72	■	■	200	MBH350	2CPX041794R9999		MH350	2CPX041339R9999	

*1 Module for EDF mounting frame | *2 Module for WR mounting frame




MH251

- Unequipped for selective main circuit breakers
- For ABB S750, 1 or 3-pole (width per pole 27 mm)
- 1 panel wide fully equipped modules are fed directly by the selective main circuit breaker in case of a maximum connection cross-section of 35 mm² / max. 100 A
- Busbar centre spacing 40 mm
- For 4-pole horizontal busbars, see below
- With busbar holder type ZB5
- 3 panels and more: additional centre support
- Covers with cut-out
- The remaining slot must be closed with covers
- The mounting frame must be ordered separately
- The MBH351 and MH350 modules are not suitable for fire protection enclosures

2	300	1	250	161	24	■	■	200	MBH151	2CPX042031R9999		MH151	2CPX042026R9999	
		2	500	161/161	48	■	■	200	MBH251	2CPX042032R9999		MH251	2CPX042027R9999	
		3	750	322/242	72	■	■	200	MBH351	2CPX042033R9999		MH351	2CPX042028R9999	

*1 Module for EDF mounting frame | *2 Module for WR mounting frame




ZX2041

- Busbars within the module
- Not more than 5 Cu busbars are required per module

Cu busbar / n		Width		Pieces	Flatpack Unmounted			Mounted Installed in the cabinet		
mm	one	PW	mm		Type	Ord. no.	Price	Type	Ord. no.	Price
12 x 5	250	1	195	1	ZX2040	2CPX042533R9999		ZXM2040	2CPX042453R9999	
		2	445	1	ZX2041	2CPX042534R9999		ZXM2041	2CPX042454R9999	
		3	695	1	ZX2042	2CPX042535R9999		ZXM2042	2CPX042455R9999	

Modular distribution panel system CombiLine

MCCB Tmax equipped with MA...ALSB



MA250ALSB

- Equipped with MCCBs from ABB, Tmax T1 to T5, 3-pole
- Fixed with lever operation
- With thermomagnetic tripping device
- Covers with cut-out
- Assembly to mounting cross member
- **Note:** When directly using a center support rail or a horizontal cross member, the cable connection can be realized with the help of terminals (FC-CUAL). This and further accessories must be ordered from ABB Stotz.
- The mounting frame must be ordered separately
- The MA100ALSB module is not suitable for fire protection enclosures

Height		Width		I_n	Device				Minimum cabinet depth	Flatpack Unmounted			Mounted Installed in the cabinet		
GU	mm	PW	mm	one	Type	SU	EDF* ¹	WR* ²	mm	Type	Ord. no.	Price	Type	Ord. no.	Price
2	300	1	250	100	T1B160R100	24	■	■	120	-	-	-	MA100ALSB	2CPX041380R9999	
				160	T1N160R160	24	■	■	200	-	-	-	MA160ALSB	2CPX041381R9999	
				200	T3N250R200	24	■	■	200	-	-	-	MA200ALSB	2CPX041382R9999	
				250	T3N250R250	24	■	■	200	-	-	-	MA250ALSB	2CPX041383R9999	
3	450	2	500	400	T5N400R400	72	■	■	215	-	-	-	MA400ALSB	2CPX041384R9999	

*¹ Module for EDF mounting frame | *² Module for WR mounting frame



MA630ALSB


- Equipped with MCCBs from ABB, Tmax T5 and T6, 3-pole
- Fixed with lever operation
- With electronic tripping device PR221 DS-LI/I
- Covers with cut-out
- Assembly to mounting cross member
- **Note:** When directly using a center support rail or a horizontal cross member, the cable connection can be realized with the help of terminals (FC-CUAL). This and further accessories must be ordered from ABB Stotz.
- The mounting frame must be ordered separately
- Not suitable for fire protection enclosures

3	450	2	500	630	T5N630R630	72	■	■	275	-	-	-	MA630ALSB	2CPX041385R9999	
4	600	2	500	800	T6N800R800	96	■	■	325	-	-	-	MA800ALSB	2CPX041386R9999	

*¹ Module for EDF mounting frame | *² Module for WR mounting frame

Modular distribution panel system CombiLine

MCCB Tmax unequipped, M(B)A...T



MA290T


- Unequipped module, ABB, fixed,
Tmax T1 / XT1, 3-/4-pole, (76.2 mm/101.2 mm)
Tmax T2, 3-/4-pole, (90 mm/120 mm)
Tmax T3-/XT3, 3-/4-pole, (105 mm/140 mm)
- Cover with cut-out, the remaining slot must be closed with covers
- With mounting cross member and M4 sliding nuts
- The mounting frame must be ordered separately
- Not suitable for fire protection enclosures, except the MBA190T and MA190T modules

Height		Width		Device	Cut-out Width	Usable width				Minimum cabinet depth	Flatpack Unmounted			Mounted Installed in the cabinet		
GU	mm	PW	mm	Type	mm	mm	SU	EDF ^{*1}	WR ^{*2}	mm	Type	Ord. no.	Price	Type	Ord. no.	Price
2	300	1	250	T1-XT3	216	199	24	■	■	120 ^{*3}	MBA190T	2CPX041643R9999		MA190T	2CPX041120R9999	
		2	500	T1-XT3	421	449	48	■	■	215	MBA290T	2CPX041644R9999		MA290T	2CPX041417R9999	
		3	750	T1-XT3	687	699	72		■	275	MBA390T	2CPX041645R9999		MA390T	2CPX041418R9999	

^{*1} Module for EDF mounting frame | ^{*2} Module for WR mounting frame | ^{*3} In compact distribution board only 1 x Tmax T1 lever operated and max. *I_n* up to 100 A

Modular distribution panel system CombiLine

MCCB Tmax equipped with M(B)A...T



MA191T

- Unequipped module, ABB, fixed,
Tmax XT2, 3- / 4-pole, (90 mm / 120 mm)
Tmax XT4, 3- / 4-pole, (105 mm / 140 mm), (max. 250 A)
- Covers with cut-out
- With mounting cross member including slide nuts M4
- The mounting frame must be ordered separately
- Not suitable for fire protection enclosures excluding
Module MBA191T and MA191T

Height		Width		Device		SU	EDF*1	WR*2	From cabinet depth mm	Flatpack unmounted			Mounted Installed in the cabinet		
GU	mm	PW	mm	Type	Pole					Type	Ord. no.	Price	Type	Ord. no.	Price
2	300	1	250	XT2	3pole	24	■	■	200	MBA191T	-	-	MA191T		
2	300	1	250	XT2	4pole	24	■	■	200	MBA194T	-	-	-		
3	450	1	250	XT4	3pole	36	■	■	200	MBA193T	-	-	MA191T		
3	450	1	250	XT4	4pole	36	■	■	200	MBA195T	-	-	-		

7



MA291T


- Unequipped module, ABB, fixed,
Tmax XT2, 3- / 4-pole, (90 mm / 120 mm)
Tmax XT4, 3- / 4-pole, (105 mm / 140 mm), (max. 250 A)
- Covers with cut-out
- With mounting cross member including slide nuts M4
- The mounting frame must be ordered separately
- Not suitable for fire protection enclosures

2	300	2	500	XT2	3/4pole	48	■	■	215	MBA291T	-	-	MA291T		
2	300	3	750	XT2	3/4pole	72		■	260	MBA391T	-	-	MA391T		

*1 Module for EDF mounting frame | *2 Module for WR mounting frame

Modular distribution panel system CombiLine

MCCB Tmax unequipped, M(B)A...T



MBA195T

- Unequipped module, ABB, fixed,
Tmax XT2, 4-pole + 4-pole + RC Sel, (120 mm)
Tmax XT4, 4-pole + 4-pole + RC Sel, (140 mm)
- Covers with cut-out
- With mounting cross member including slide nuts M4
- The mounting frame must be ordered separately
- Not suitable for fire protection enclosures

Height		Width		Device		SU	EDF*1	WR*2	From cabinet depth mm	Flatpack unmounted			Mounted Installed in the cabinet		
GU	mm	PW	mm	Type	Pole					Type	Ord. no.	Price	Type	Ord. no.	Price
3	450	1	250	XT2	4pole RC Sel	36	■	■	200	MBA195T		-			
3	450	1	250	XT4	4pole RC Sel	36	■	■	200	MBA197T		-			

7



MA292T


- Unequipped module, ABB, fixed
Tmax T4, 3-/4-pole, (105 mm / 140 mm)
Tmax T5, 3-/4-pole, (139.5 mm/186 mm)
- Covers with cut-out
- Mounting cross member including threaded fastening holes
- The mounting frame must be ordered separately
- Not suitable for fire protection enclosures

3	450	1	250	T4	3-pole	36	■	■	215	MBA192T	2CPX041646R9999		MA192T	2CPX041121R9999	
		2	500	T4	4-pole	72	■	■	215	MBA292T	2CPX041647R9999		MA292T	2CPX041122R9999	
		2	500	T5	3-/4-pole	72	■	■	215	MBA292T	2CPX041647R9999		MA292T	2CPX041122R9999	

*1 Module for EDF mounting frame | *2 Module for WR mounting frame

Modular distribution panel system CombiLine

Switch disconnecter OT, equipped, MA...ALAB



MA160ALAB

Height		Width		I _n	Device	SU	EDF ^{*1}	WR ^{*2}	From cabinet depth	Flatpack Unmounted			Mounted Installed in the cabinet		
GU	mm	PW	mm	one	Type				mm	Type	Ord. no.	Price	Type	Ord. no.	Price
2	300	1	250	160	OT160M3	24	■	■	200	-	-	-	MA160ALAB	2CPX041370R9999	

^{*1}Module for EDF mounting frame | ^{*2}Module for WR mounting frame

- Equipped with switch disconnectors make ABB OT, 3-pole, for fuse links
- Covers with cut-out
- Assembly to DIN rails 35 x 15 mm
- The mounting frame must be ordered separately

7



MA630ALAB

2	300	1	250	200	OT200E03P	24	■	■	200	-	-	-	MA200ALAB	2CPX041371R9999	
				250	OT250E03P	24	■	■	200	-	-	-	MA250ALAB	2CPX041372R9999	
3	450	2	500	400	OT400E03P	72	■	■	215	-	-	-	MA400ALAB	2CPX041373R9999	
				630	OT630E03P	72		■	275	-	-	-	MA630ALAB	2CPX041374R9999	
4	600	2	500	800	OT800E03P	72		■	325	-	-	-	MA800ALAB	2CPX041375R9999	

^{*1}Module for EDF mounting frame | ^{*2}Module for WR mounting frame

- Equipped with switch disconnectors make ABB OT, 3-pole, for fuse links
- Covers with cut-out
- Assembly to mounting cross member
- The mounting frame must be ordered separately
- Not suitable for fire protection enclosures, except the MA200ALAB and MA250ALAB modules

> For mounting frames, see page 7/76

Modular distribution panel system CombiLine

Switch disconnecter OT / S750DR unequipped, M(B)A...ALA



MA160ALA

- Unequipped for switch disconnecter make ABB OT160M3 or selective main circuit breaker make ABB S750DR
- 3- or 4-pole
- Covers without cut-out
- Assembly to DIN rails 35 x 15 mm
- The mounting frame must be ordered separately

Height		Width		Usable Width	SU	EDF ^{*1}	WR ^{*2}	From cabinet depth	Flatpack Unmounted			Mounted Installed in the cabinet		
GU	mm	PW	mm	mm				mm	Type	Ord. no.	Price	Type	Ord. no.	Price
2	300	1	250	216	24	■	■	200	MBA160ALA	2CPX041803R9999		MA160ALA	2CPX041376R9999	

^{*1} Module for EDF mounting frame | ^{*2} Module for WR mounting frame



MA250ALA

- Unequipped for switch disconnectors, makes ABB OT200E...P – OT630E...P
- 3- or 4-pole
- Covers without cut-out
- Assembly to mounting cross member
- The mounting frame must be ordered separately
- Not suitable for fire protection enclosures, except the MBA250ALA and MA250ALA modules

2	300	1	250	-	24	■	■	200	MBA250ALA	2CPX041804R9999		MA250ALA	2CPX041377R9999	
3	450	2	500	-	72		■	275	MBA630ALA	2CPX041805R9999		MA630ALA	2CPX041378R9999	

^{*1} Module for EDF mounting frame | ^{*2} Module for WR mounting frame

Modular distribution panel system CombiLine

Universal switch modules, M(B)A...A / Cable connections MB(V)...




MA630A

MA800A

- Unequipped, universal use for various devices
- Cover without cut-out
- With deep-mounting brackets for stepless adjustment.
- Fastening of the devices with captive nuts M4, M5 and M6
- The mounting frame must be ordered separately
- Not suitable for fire protection enclosures, except the MBA250A and MA250A modules

Height		Width		Usable width	max. Usable depth to the Cover				From cabinet depth	Flatpack Unmounted			Mounted Installed in the cabinet		
GU	mm	PW	mm	mm	mm	SU	EDF*1	WR*2	mm	Type	Ord. no.	Price	Type	Ord. no.	Price
2	300	1	250	170	122	24	■	■	200	MBA250A	2CPX041807R9999		MA250A	2CPX041387R9999	
3	450	2	500	420	122	72	■	■	215	MBA630A	2CPX041808R9999		MA630A	2CPX041388R9999	
4	600	2	500	420	147	96		■	275	MBA800A	2CPX041806R9999		MA800A	2CPX041389R9999	

*1 Module for EDF mounting frame | *2 Module for WR mounting frame



MV281

- For the cable connection between module and switchgear cabinet door
- Covers with cut-out for the cable connection
- With DIN rail and connection sleeve
- With accessories to attach the sleeve to the module and to the switchgear cabinet door
- Consider the door hinge position
- The mounting frame must be ordered separately
- Not suitable for fire protection enclosures

Height		Width		Sleeve diameter				Minimum cabinet depth	Flatpack Unmounted			Mounted Installed in the cabinet		
GU	mm	PW	mm	Ø	SU	EDF*1	WR*2	mm	Type	Ord. no.	Price	Type	Ord. no.	Price
1	150	1	250	M20	12	■	■	225	MBV180	2CPX041815R9999		MV180	2CPX041396R9999	
		1	250	M32	12	■	■	225	MBV181	2CPX041816R9999		MV181	2CPX041397R9999	
		1	250	M40	12	■	■	225	MBV182	2CPX041817R9999		MV182	2CPX041398R9999	
		2	500	M32	12	■	■	225	MBV281	2CPX041818R9999		MV281	2CPX041399R9999	
		2	500	M40	12	■	■	225	MBV282	2CPX041819R9999		MV282	2CPX041400R9999	

*1 Module for EDF mounting frame | *2 Module for WR mounting frame

> For mounting frames, see page 7/76

Modular distribution panel system CombiLine

Measuring instruments / Switchgear cabinet lighting modules, M(B)U...




MU257

- Unequipped, prepared for four 96 x 96 mm instruments
- Horizontal instrument arrangement
- Covers with cut-out
- Assembly to mounting cross member
- The mounting frame must be ordered separately

Height		Width		Instruments				Minimum cabinet depth	Flatpack Unmounted			Mounted Installed in the cabinet		
GU	mm	PW	mm	Pcs.	SU	EDF*	WR*	mm	Type	Ord. no.	Price	Type	Ord. no.	Price
1	150	2	500	4	24	■	■	225	MBU257	2CPX041809R9999		MU257	2CPX041390R9999	
		3	750	4	36	■	■	225	MBU357	2CPX041810R9999		MU357	2CPX041391R9999	

*1 Module for EDF mounting frame | *2 Module for WR mounting frame



MU158

MU156

- Unequipped, prepared for 1 and/or 4 instruments (96 x 96 mm)
- For heights of 450 mm plus additional DIN rail for DIN rail mounting devices, 12 SU
- Covers with cut-out
- Assembly to mounting cross member
- The mounting frame must be ordered separately



1	150	1	250	1	12	■	■	225	MBU156	2CPX042043R9999		MU156	2CPX042042R9999	
2	300	1	250	4	24	■	■	225	MBU157	2CPX041811R9999		MU157	2CPX041392R9999	
3	450	1	250	4	36	■	■	225	MBU158	2CPX041812R9999		MU158	2CPX041393R9999	

*1 Module for EDF mounting frame | *2 Module for WR mounting frame



MU270

- Equipped with switchgear cabinet lighting
- Cover with left-sided cut-out for DIN rail mounting devices, 7 SU for M(B)U270 and 8 SU for M(B)U370
- The mounting frame must be ordered separately

Height		Width		Lighting				Minimum cabi- net depth	Flatpack Unmounted			Mounted Installed in the cabinet		
GU	mm	PW	mm	W	SU	EDF* ¹	WR* ²	mm	Type	Ord. no.	Price	Type	Ord. no.	Price
1	150	2	500	8	24			200	MBU270	2CPX041813R9999		MU270	2CPX041394R9999	
		3	750	13	36			200	MBU370	2CPX041814R9999		MU370	2CPX041395R9999	

*1 Module for EDF mounting frame | *2 Module for WR mounting frame

> For mounting frames, see page 7/76

Modular distribution panel system CombiLine

Cable fastening rails, M(B)F...83+84



MF283

- With cable fastening rail to relieve the cable strain
- Including a cable fastening rail for cable clamps, see below
- Covers without cut-out
- For cabinet depths up to 275 mm
- Cable fastening rail steplessly depth-adjustable using deep-mounting bracket ZW59P2
- Usable depth from 87 up to 142 mm
- The mounting frame must be ordered separately

Height		Width		SU	EDF* ¹	WR* ²	From cabinet depth	Flatpack Unmounted			Mounted Installed in the cabinet		
GU	mm	PW	mm					Type	Ord. no.	Price	Type	Ord. no.	Price
1	150	1	250	12	■	■	200	MBF183	2CPX041822R9999		MF183	2CPX041403R9999	
		2	500	24	■	■	200	MBF283	2CPX041823R9999		MF283	2CPX041404R9999	
		3	750	36	■	■	200	MBF383	2CPX041824R9999		MF383	2CPX041405R9999	

*¹Module for EDF mounting frame | *²Module for WR mounting frame

7



MF284

- With cable fastening rail to relieve the cable strain
- Including a cable fastening rail for cable clamps, see below
- Covers without cut-out
- For cabinet depths up to 425 mm
- Cable fastening rail steplessly depth-adjustable using deep-mounting bracket ZW79P2
- Usable depth from 122 up to 177 mm
- The mounting frame must be ordered separately

1	150	1	250	12	■	■	325	MBF184	2CPX041846R9999		MF184	2CPX041466R9999	
		2	500	24	■	■	325	MBF284	2CPX041847R9999		MF284	2CPX041467R9999	
		3	750	36	■	■	325	MBF384	2CPX041848R9999		MF384	2CPX041468R9999	

*¹Module for EDF mounting frame | *²Module for WR mounting frame



ZK143

Article	Pieces	Type	Ord. no.	Price
Cable clamp				
For cable fastening rails				
22 to 28 mm	1	ZK143	2CPX060005R9999	
	10	ZK143P10	2CPX062728R9999	
40 - 46 mm	1	ZK144	2CPX060006R9999	
	10	ZK144P10	2CPX062729R9999	
from 64 to 70 mm	1	ZK145	2CPX060007R9999	
	10	ZK145P10	2CPX062730R9999	



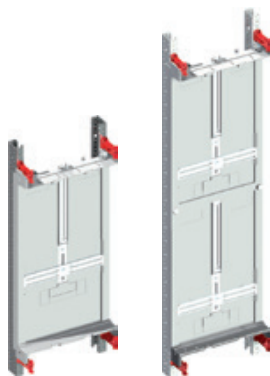
ZK1431P100

Backing plates for cable clamps				
For ZK143	100	ZK1431P100	2CPX060251R9999	
For ZK144	100	ZK1441P100	2CPX060252R9999	
For ZK145	50	ZK1451P50	2CPX060253R9999	

> For mounting frames, see page 7/76

Modular distribution panel system CombiLine

Meter with 3-point-fastening and EDS meter




MZ160

MZ161

- For meters with 3-point-fastening to meter plate
- Only suitable for intermediate metering
- With top parts, top and bottom
- Partitions may be necessary, one level ZX70, for two levels ZX72, see below
- The mounting frame must be ordered separately
- Not suitable for fire protection enclosures

Height		Width		Meter		EDF*1	WR*2	Minimum cabinet depth	Flatpack Unmounted			Mounted Installed in the cabinet		
GU	mm	PW	mm	Pcs.	SU				Type	Ord. no.	Price	Type	Ord. no.	Price
3	450	1	250	1	36		■	225	MBZ160	2CPX041820R9999		MZ160	2CPX041401R9999	
5	750	1	250	2	60		■	225	MBZ161	2CPX041821R9999		MZ161	2CPX041402R9999	

*1 Module for EDF mounting frame | *2 Module for WR mounting frame



MZ162

MZ163

- For EDS meter
- Only suitable for intermediate metering
- For the insertion of the EDS assembly (integrated snapping and contact unit), see below
- With top parts, top and bottom
- Partitions ZX69 may be necessary, see below
- The mounting frame must be ordered separately
- Not suitable for fire protection enclosures

2	300	1	250	1	24		■	225	MBZ162	2CPX042034R9999		MZ162	2CPX042029R9999	
2	300	1	250	2	24		■	225	MBZ163	2CPX042035R9999		MZ163	2CPX042030R9999	

*1 Module for EDF mounting frame *2 Module for WR mounting frame

Planning notes: Consider the cabinet depth, Spacing between meter plate and door for:
TwinLine-G, 225 mm, depth = 126.5 - 139 mm, TwinLine-L, depth mm = 141.5 - 154 mm, TwinLine-W, 350 mm depth = 168 - 180.5 mm
C-cabinets, 260 mm depth = 141.5 mm, W-, WS-, WSO-cabinets, 360 mm depth = 172 mm
TriLine®, 325 mm depth = 148 mm, TriLine®, 425 mm depth = 198 mm
Important: Plan at least one module with a width of 250 mm above and below meter plate modules.



ZX70



VS659

Article	Height			Pieces	Type	Ord. no.	Price
	GU	OH	mm				
Vertical partitions, plastic	3	00	450	1	ZX69	2CPX039069R9999	
Not arc-resistant, sheathing against the next module, distribution board panel, meter panel; partition is inserted into the cover holder of the next module.	4	0	600	1	ZX70	2CPX039070R9999	
Colour similar to RAL 7035	6	2	900	1	ZX72	2CPX039072R9999	
EDS assembly (integrated snapping and contact unit) with long feeder and outgoing cables				1	VS659	2CPX039932R9999	
For electronic domestic meters (EDS)							
With feeder cables 10 mm² L1, L2 and L3							
Length 1000 mm without wire end sleeves							
With outgoing lines 10 mm² L1, L2 and L3							
Length 1000 mm without wire end sleeves							

> For mounting frames, see page 7/76

> For order information and a technical description of the EDS meter, see Chapter Meter cabinets

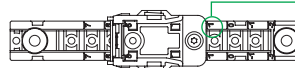
Modular distribution panel system CombiLine

Module combinations for busbars TwinLine cabinet to cabinet connections

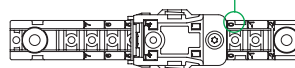
Busbars for connecting TwinLine cabinets may be connected in different assembly positions of the CombiLine modules.

Depending on the position of the busbar holder, some modules may be connected in front of or behind the mounting frame; e.g. if one N/PE busbar module is required on top of the cabinet and one busbar module at the bottom of the cabinet, the combination options for the different modules must be taken into account. The different configuration options for the installation positions (1 / 0 / -1) are presented on the next page.

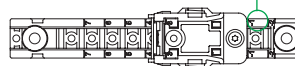
Mounting rail
Top view



Mounting rail
Position 1

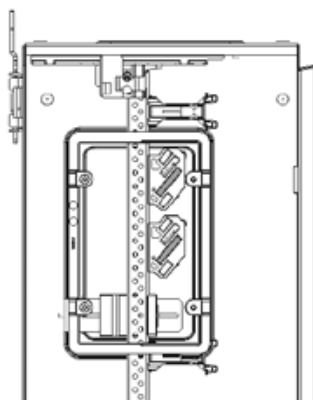


Mounting rail
Position 0

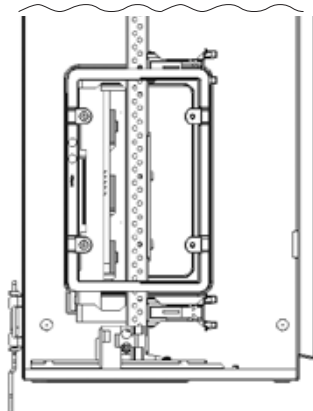


Mounting rail
Position -1

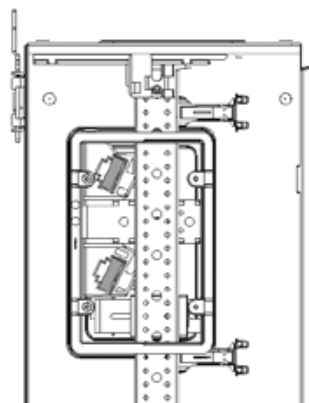
7



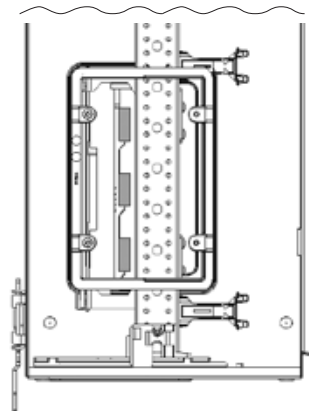
CombiLine module
M(B)N...74 on top



CombiLine module
M(B)S...27 bottom



CombiLine module
M(B)N...62 on top



CombiLine module
M(B)S...27 bottom

Sample configuration on EDF mounting frame

On assembly position 1 top and bottom
in the TwinLine-L cabinet, depth 275 mm

Sample configuration on WR mounting frame

On assembly position -1 top and bottom
in the TwinLine-L cabinet, depth 275 mm

Modular distribution panel system CombiLine

Module combinations for busbars TwinLine cabinet to cabinet connections

Combination options on EDF mounting frame

	Module type on top	M(B)S...24			M(B)S...27			M(B)N...74 M(B)N...75			M(B)N...62 M(B)N...63			M(B)R...02		
Module type bottom	To be used with TwinLine	G	L	W	G	L	W	G	L	W	G	L	W	G	L	W
M(B)S...24	G	1 / 0 / -1			1 / 0 / -1			1 / 0						1		
	L		1 / 0 / -1			1 / 0 / -1			1						1	
	W			1 / 0 / -1			1 / 0 / -1			1						1
M(B)S...27	G	1 / 0 / -1			0 / -1			1 / 0						1		
	L		1 / 0 / -1			1 / 0 / -1			1 *						1	
	W			1 / 0 / -1			1 / 0 / -1			1						1
M(B)N...74 M(B)N...75	G	1 / 0			1 / 0			1 / 0						1		
	L		1			1			1						1	
	W			1			1			1						1
M(B)N...62 M(B)N...63	G															
	L															
	W															
M(B)R...02	G	1			1			1						1		
	L		1			1			1						1	
	W			1			1			1						1

> Cabinet depths TwinLine-G = 225 mm / TwinLine-L = 275 mm / TwinLine-W = 350 mm

* Mounting position of the sample configuration of the next page

7

Combination options on WR mounting frame

	Module type on top	M(B)S...24			M(B)S...27			M(B)N...74 M(B)N...75			M(B)N...62 M(B)N...63			M(B)R...02		
Module type bottom	To be used with TwinLine	G	L	W	G	L	W	G	L	W	G	L	W	G	L	W
M(B)S...24	G	-			-			-						-		
	L		-1			-1			-			-1			-	
	W			-1			-1			-			-1			-
M(B)S...27	G	-			-1			-						-		
	L		-1			-1			-			-1 *			-	
	W			-1			-1			-			-1			-
M(B)N...74 M(B)N...75	G	-			-			1 / 0						1		
	L		-			-			1						1	
	W			-			-			1						1
M(B)N...62 M(B)N...63	G															
	L		-1			-1			-			-1			-	
	W			-1			-1			-			-1			-
M(B)R...02	G	-			-			1						1		
	L		-			-			1						1	
	W			-			-			1						1

> Cabinet depths TwinLine-G = 225 mm / TwinLine-L = 275 mm / TwinLine-W = 350 mm

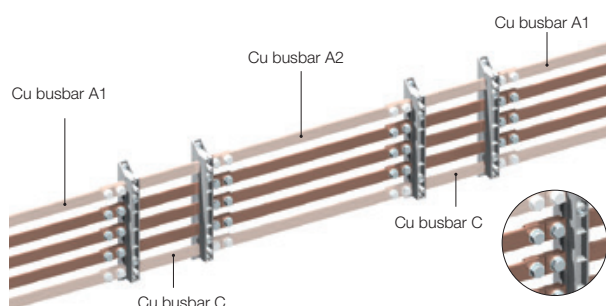
* Mounting position of the sample configuration of the next page

Legend for the tables

- 0 = installation position 0 is possible
- 1 = installation position 1 is possible
- 1 = installation position -1 is possible
- 1/0 = installation positions 1 or 0 are possible
- 0/-1 = installation positions 0 or -1 are possible
- 1/0/-1 = installation positions 1 and 0 and -1 are possible

Modular distribution panel system CombiLine

Busbars for the TwinLine cabinet connection for M(B)S...24




- Using continuous busbars, it is possible to combine different module widths within a single cabinet.
- Busbars for connecting cabinets (Cu busbar A1/A2) are supplied with Cu transport elements and fastening material attached to the connection side
- One connector (Cu busbar C) is required per busbar connection
- **Important:** the module combination options are to be considered for TwinLine cabinet to cabinet connections.
- Max. five Cu busbars A1/A2 and C are required per module

Cu busbar	I_n	Width			Flatpack Unmounted			Mounted Installed in the cabinet			
mm	one	PW	mm	Pieces	Type	Ord. no.		Price	Type	Ord. no.	Price
Cu busbar A1, busbars for the TwinLine cabinet to cabinet connection to the right or left											
20 x 5	320	1	138*43	1	ZX2224	2CPX042630R9999			ZXM2224	2CPX042672R9999	
		2	388*43	1	ZX2225	2CPX042631R9999			ZXM2225	2CPX042673R9999	
		3	638*43	1	ZX2226	2CPX042632R9999			ZXM2226	2CPX042674R9999	
		4	888*43	1	ZX2227	2CPX042633R9999			ZXM2227	2CPX042675R9999	
		5	1138*43	1	ZX2228	2CPX042634R9999			ZXM2228	2CPX042676R9999	
		6	1388*43	1	ZX2229	2CPX042635R9999			ZXM2229	2CPX042677R9999	
Cu busbar A2, busbars for the cabinet to cabinet connection right and left of TwinLine cabinets											
20 x 5	320	1	43 + 95 + 43	1	ZX2324	2CPX042714R9999			ZXM2324	2CPX042750R9999	
		2	43 + 345 + 43	1	ZX2325	2CPX042715R9999			ZXM2325	2CPX042751R9999	
		3	43 + 595 + 43	1	ZX2326	2CPX042716R9999			ZXM2326	2CPX042752R9999	
		4	43 + 845 + 43	1	ZX2327	2CPX042717R9999			ZXM2327	2CPX042753R9999	
		5	43 + 1095 + 43	1	ZX2328	2CPX042718R9999			ZXM2328	2CPX042754R9999	
		6	43 + 1345 + 43	1	ZX2329	2CPX042719R9999			ZXM2329	2CPX042755R9999	
Cu busbar C, connectors for the TwinLine cabinet to cabinet connection to the right or left											
20 x 5	320	-	208	1	ZX2405	2CPX042787R9999			-	-	

> For the combination options of modules in case of TwinLine cabinet to cabinet connections, see page 7/59

Modular distribution panel system CombiLine

Busbars for the TwinLine cabinet connection for M(B)S...27



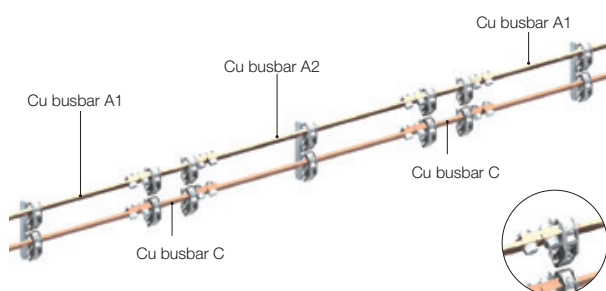
- Using continuous busbars, it is possible to combine different module widths within a single cabinet.
- Busbars for connecting cabinets (Cu busbar A1/A2) are supplied with Cu transport elements and fastening material attached to the connection side
- One connector (Cu busbar C) is required per busbar connection
- **Important:** the module combination options are to be considered for TwinLine cabinet to cabinet connections.
- Three Cu busbars A1/A2 and C are required per module

Cu busbar	/ _n	Width			Flatpack Unmounted			Mounted Installed in the cabinet		
mm	one	PW	mm	Pieces	Type	Ord. no.	Price	Type	Ord. no.	Price
Cu busbar A1, busbars for the TwinLine cabinet to cabinet connection to the right or left										
30 x 5	440	1	138*43	1	ZX2236	2CPX042642R9999		ZXM2236	2CPX042684R9999	
		2	388*43	1	ZX2237	2CPX042643R9999		ZXM2237	2CPX042685R9999	
		3	638*43	1	ZX2238	2CPX042644R9999		ZXM2238	2CPX042686R9999	
		4	888*43	1	ZX2239	2CPX042645R9999		ZXM2239	2CPX042687R9999	
		5	1138*43	1	ZX2240	2CPX042646R9999		ZXM2240	2CPX042688R9999	
		6	1388*43	1	ZX2241	2CPX042647R9999		ZXM2241	2CPX042689R9999	
30 x 10	630	1	138*43	1	ZX2248	2CPX042654R9999		ZXM2248	2CPX042696R9999	
		2	388*43	1	ZX2249	2CPX042655R9999		ZXM2249	2CPX042697R9999	
		3	638*43	1	ZX2250	2CPX042656R9999		ZXM2250	2CPX042698R9999	
		4	888*43	1	ZX2251	2CPX042657R9999		ZXM2251	2CPX042699R9999	
		5	1138*43	1	ZX2252	2CPX042658R9999		ZXM2252	2CPX042700R9999	
		6	1388*43	1	ZX2253	2CPX042659R9999		ZXM2253	2CPX042701R9999	
Cu busbar A2, busbars for the cabinet to cabinet connection right and left of TwinLine cabinets										
30 x 5	440	1	43 + 95 + 43	1	ZX2336	2CPX042726R9999		ZXM2336	2CPX042762R9999	
		2	43 + 345 + 43	1	ZX2337	2CPX042727R9999		ZXM2337	2CPX042763R9999	
		3	43 + 595 + 43	1	ZX2338	2CPX042728R9999		ZXM2338	2CPX042764R9999	
		4	43 + 845 + 43	1	ZX2339	2CPX042729R9999		ZXM2339	2CPX042765R9999	
		5	43 + 1095 + 43	1	ZX2340	2CPX042730R9999		ZXM2340	2CPX042766R9999	
		6	43 + 1345 + 43	1	ZX2341	2CPX042731R9999		ZXM2341	2CPX042767R9999	
30 x 10	630	1	43 + 95 + 43	1	ZX2348	2CPX042738R9999		ZXM2348	2CPX042774R9999	
		2	43 + 345 + 43	1	ZX2349	2CPX042739R9999		ZXM2349	2CPX042775R9999	
		3	43 + 595 + 43	1	ZX2350	2CPX042740R9999		ZXM2350	2CPX042776R9999	
		4	43 + 845 + 43	1	ZX2351	2CPX042741R9999		ZXM2351	2CPX042777R9999	
		5	43 + 1095 + 43	1	ZX2352	2CPX042742R9999		ZXM2352	2CPX042778R9999	
		6	43 + 1345 + 43	1	ZX2353	2CPX042743R9999		ZXM2353	2CPX042779R9999	
Cu busbar C, connectors for the TwinLine cabinet to cabinet connection to the right or left										
30 x 5	440		208	1	ZX2407	2CPX042789R9999	-	-	-	-
30 x 10	630		208	1	ZX2408	2CPX042790R9999	-	-	-	-

> For the combination options of modules in case of TwinLine cabinet to cabinet connections, see page 7/59

Modular distribution panel system CombiLine

Busbars for the TwinLine cabinet connection for M(B)N...74+75



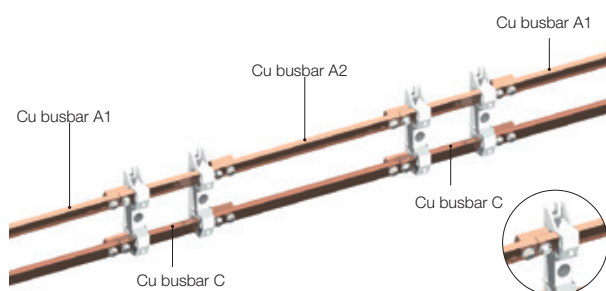
- Using continuous busbars, it is possible to combine different module widths within a single cabinet.
- Busbars for connecting cabinets (Cu busbar A1/A2) are supplied with Cu transport elements and fastening material attached to the connection side
- One connector (Cu busbar C) is required per busbar connection
- **Important:** the module combination options are to be considered for TwinLine cabinet to cabinet connections.
- Two Cu busbars A1/A2 and C are required per module

Cu busbar	I _n	Width			Flatpack Unmounted			Mounted Installed in the cabinet			
mm	one	PW	mm	Pieces	Type	Ord. no.		Price	Type	Ord. no.	Price
Cu busbar A1, busbars for the TwinLine cabinet to cabinet connection to the right or left											
20 x 5	320	1	200*43	1	ZX2230	2CPX042636R9999			ZXM2230	2CPX042678R9999	
		2	450*43	1	ZX2231	2CPX042637R9999			ZXM2231	2CPX042679R9999	
		3	700*43	1	ZX2232	2CPX042638R9999			ZXM2232	2CPX042680R9999	
		4	950*43	1	ZX2233	2CPX042639R9999			ZXM2233	2CPX042681R9999	
		5	1200*43	1	ZX2234	2CPX042640R9999			ZXM2234	2CPX042682R9999	
		6	1450*43	1	ZX2235	2CPX042641R9999			ZXM2235	2CPX042683R9999	
30 x 5	440	1	200*43	1	ZX2242	2CPX042648R9999			ZXM2242	2CPX042690R9999	
		2	450*43	1	ZX2243	2CPX042649R9999			ZXM2243	2CPX042691R9999	
		3	700*43	1	ZX2244	2CPX042650R9999			ZXM2244	2CPX042692R9999	
		4	950*43	1	ZX2245	2CPX042651R9999			ZXM2245	2CPX042693R9999	
		5	1200*43	1	ZX2246	2CPX042652R9999			ZXM2246	2CPX042694R9999	
		6	1450*43	1	ZX2247	2CPX042653R9999			ZXM2247	2CPX042695R9999	
Cu busbar A2, busbars for the cabinet to cabinet connection right and left of TwinLine cabinets											
20 x 5	320	1	43 + 154 + 43	1	ZX2330	2CPX042720R9999			ZXM2330	2CPX042756R9999	
		2	43 + 404 + 43	1	ZX2331	2CPX042721R9999			ZXM2331	2CPX042757R9999	
		3	43 + 654 + 43	1	ZX2332	2CPX042722R9999			ZXM2332	2CPX042758R9999	
		4	43 + 904 + 43	1	ZX2333	2CPX042723R9999			ZXM2333	2CPX042759R9999	
		5	43 + 1154 + 43	1	ZX2334	2CPX042724R9999			ZXM2334	2CPX042760R9999	
		6	43 + 1404 + 43	1	ZX2335	2CPX042725R9999			ZXM2335	2CPX042761R9999	
30 x 5	440	1	43 + 154 + 43	1	ZX2342	2CPX042732R9999			ZXM2342	2CPX042768R9999	
		2	43 + 404 + 43	1	ZX2343	2CPX042733R9999			ZXM2343	2CPX042769R9999	
		3	43 + 654 + 43	1	ZX2344	2CPX042734R9999			ZXM2344	2CPX042770R9999	
		4	43 + 904 + 43	1	ZX2345	2CPX042735R9999			ZXM2345	2CPX042771R9999	
		5	43 + 1154 + 43	1	ZX2346	2CPX042736R9999			ZXM2346	2CPX042772R9999	
		6	43 + 1404 + 43	1	ZX2347	2CPX042737R9999			ZXM2347	2CPX042773R9999	
Cu busbar C, connectors for the TwinLine cabinet to cabinet connection to the right or left											
20 x 5	320	-	149	1	ZX2404	2CPX042786R9999			-	-	-
30 x 5	440	-	149	1	ZX2406	2CPX042788R9999			-	-	-

> For the combination options of modules in case of TwinLine cabinet to cabinet connections, see page 7/59

Modular distribution panel system CombiLine

Busbars for the TwinLine cabinet connection for M(B)N....62+63



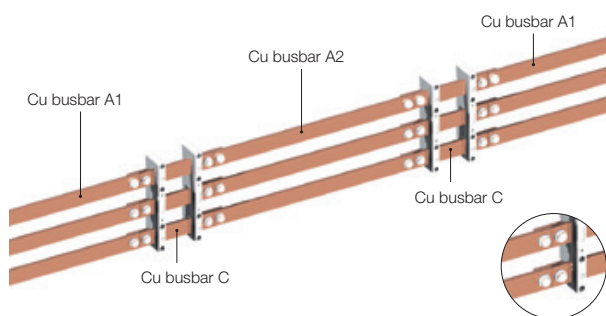
- Using continuous busbars, it is possible to combine different module widths within a single cabinet.
- Busbars for connecting cabinets (Cu busbar A1/A2) are supplied with Cu transport elements and fastening material attached to the connection side
- One connector (Cu busbar C) is required per busbar connection
- **Important:** the module combination options are to be considered for TwinLine cabinet to cabinet connections.
- Two Cu busbars A1/A2 and C are required per module

Cu busbar	/ _n	Width			Flatpack Unmounted			Mounted Installed in the cabinet		
mm	one	PW	mm	Pieces	Type	Ord. no.	Price	Type	Ord. no.	Price
Cu busbar A1, busbars for the TwinLine cabinet to cabinet connection to the right or left										
30 x 10	630	1	149*43	1	ZX2254	2CPX042660R9999		ZXM2254	2CPX042702R9999	
		2	399*43	1	ZX2255	2CPX042661R9999		ZXM2255	2CPX042703R9999	
		3	649*43	1	ZX2256	2CPX042662R9999		ZXM2256	2CPX042704R9999	
		4	899*43	1	ZX2257	2CPX042663R9999		ZXM2257	2CPX042705R9999	
		5	1149*43	1	ZX2258	2CPX042664R9999		ZXM2258	2CPX042706R9999	
		6	1399*43	1	ZX2259	2CPX042665R9999		ZXM2259	2CPX042707R9999	
Cu busbar A2, busbars for the cabinet to cabinet connection right and left of TwinLine cabinets										
30 x 10	630	1	43 + 95 + 43	1	ZX2348	2CPX042738R9999		ZXM2348	2CPX042774R9999	
		2	43 + 345 + 43	1	ZX2349	2CPX042739R9999		ZXM2349	2CPX042775R9999	
		3	43 + 595 + 43	1	ZX2350	2CPX042740R9999		ZXM2350	2CPX042776R9999	
		4	43 + 845 + 43	1	ZX2351	2CPX042741R9999		ZXM2351	2CPX042777R9999	
		5	43 + 1095 + 43	1	ZX2352	2CPX042742R9999		ZXM2352	2CPX042778R9999	
		6	43 + 1345 + 43	1	ZX2353	2CPX042743R9999		ZXM2353	2CPX042779R9999	
Cu busbar C, connectors for the TwinLine cabinet to cabinet connection to the right or left										
30 x 10	630		208	1	ZX2408	2CPX042790R9999		-	-	

7

Modular distribution panel system CombiLine

Busbars for the TwinLine cabinet connection in the module M(B)R...02



- Using continuous busbars, it is possible to combine different module widths within a single cabinet.
- Busbars for connecting cabinets (Cu busbar A1/A2) are supplied with Cu transport elements and fastening material attached to the connection side
- One connector (Cu busbar C) is required per busbar connection
- **Important:** For equipped MR...02B modules the external mounting fuse sockets, might not be necessary for:
MR102B in case of a connection on the left, 1 piece,
MR202B in case of a connection on the left, 1 piece,
MR302B in case of a connection on the left or on the right, 2 pieces respectively that will have to be replaced by empty space covers ZA4P10 in the cover
- **Important:** the module combination options are to be considered for TwinLine cabinet to cabinet connections.
- Three Cu busbars A1/A2 and C are required per module

Cu busbar	I _n	Width			Flatpack Unmounted			Mounted Installed in the cabinet			
mm	one	PW	mm	Pieces	Type	Ord. no.		Price	Type	Ord. no.	Price
Cu busbar A1, busbars for the TwinLine cabinet to cabinet connection to the right or left											
20 x 5	320	1	200*43	1	ZX2230	2CPX042636R9999			ZXM2230	2CPX042678R9999	
		2	450*43	1	ZX2231	2CPX042637R9999			ZXM2231	2CPX042679R9999	
		3	700*43	1	ZX2232	2CPX042638R9999			ZXM2232	2CPX042680R9999	
		4	950*43	1	ZX2233	2CPX042639R9999			ZXM2233	2CPX042681R9999	
		5	1200*43	1	ZX2234	2CPX042640R9999			ZXM2234	2CPX042682R9999	
		6	1450*43	1	ZX2235	2CPX042641R9999			ZXM2235	2CPX042683R9999	
30 x 5	440	1	200*43	1	ZX2242	2CPX042648R9999			ZXM2242	2CPX042690R9999	
		2	450*43	1	ZX2243	2CPX042649R9999			ZXM2243	2CPX042691R9999	
		3	700*43	1	ZX2244	2CPX042650R9999			ZXM2244	2CPX042692R9999	
		4	950*43	1	ZX2245	2CPX042651R9999			ZXM2245	2CPX042693R9999	
		5	1200*43	1	ZX2246	2CPX042652R9999			ZXM2246	2CPX042694R9999	
		6	1450*43	1	ZX2247	2CPX042653R9999			ZXM2247	2CPX042695R9999	
Cu busbar A2, busbars for the cabinet to cabinet connection right and left of TwinLine cabinets											
20 x 5	320	1	43 + 154 + 43	1	ZX2330	2CPX042720R9999			ZXM2330	2CPX042756R9999	
		2	43 + 404 + 43	1	ZX2331	2CPX042721R9999			ZXM2331	2CPX042757R9999	
		3	43 + 654 + 43	1	ZX2332	2CPX042722R9999			ZXM2332	2CPX042758R9999	
		4	43 + 904 + 43	1	ZX2333	2CPX042723R9999			ZXM2333	2CPX042759R9999	
		5	43 + 1154 + 43	1	ZX2334	2CPX042724R9999			ZXM2334	2CPX042760R9999	
		6	43 + 1404 + 43	1	ZX2335	2CPX042725R9999			ZXM2335	2CPX042761R9999	
30 x 5	440	1	43 + 154 + 43	1	ZX2342	2CPX042732R9999			ZXM2342	2CPX042768R9999	
		2	43 + 404 + 43	1	ZX2343	2CPX042733R9999			ZXM2343	2CPX042769R9999	
		3	43 + 654 + 43	1	ZX2344	2CPX042734R9999			ZXM2344	2CPX042770R9999	
		4	43 + 904 + 43	1	ZX2345	2CPX042735R9999			ZXM2345	2CPX042771R9999	
		5	43 + 1154 + 43	1	ZX2346	2CPX042736R9999			ZXM2346	2CPX042772R9999	
		6	43 + 1404 + 43	1	ZX2347	2CPX042737R9999			ZXM2347	2CPX042773R9999	
Cu busbar C, connectors for the TwinLine cabinet to cabinet connection to the right or left											
20 x 5	320	-	149	1	ZX2404	2CPX042786R9999		-	-	-	-
30 x 5	440	-	149	1	ZX2406	2CPX042788R9999		-	-	-	-

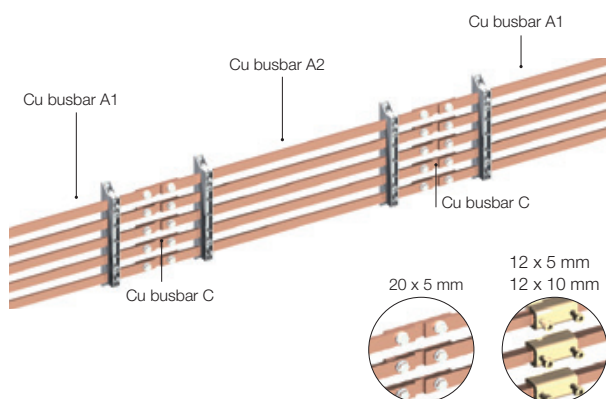
> For empty space covers ZA4P10, see page 7/26

> For the combination options of modules in case of TwinLine cabinet to cabinet connections, see page 7/59

Notes

Modular distribution panel system CombiLine

Busbars for the TriLine® cabinet connection in the module M(B)S...24

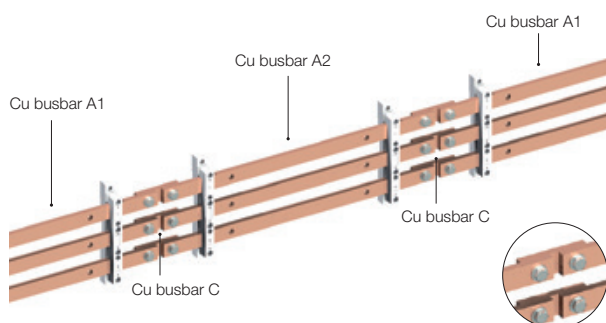


- Using continuous busbars, it is possible to combine different module widths within a single cabinet.
- One connector is required per busbar connection for the cabinet connection
- The busbar connection is realized outside the module
- Busbar connector for Cu 12 x 5 mm and 12 x 10 mm including connection terminals
- Busbar connector for Cu 20 x 5 mm including captive nuts and fastening screws
- Max. five Cu busbars A1/A2 and C are required per module

Cu busbar	I_n	Width			Flatpack Unmounted			Mounted Installed in the cabinet			
mm	one	PW	mm	Pieces	Type	Ord. no.		Price	Type	Ord. no.	Price
Cu busbar A1, busbars for the TriLine cabinet to cabinet connection to the right or left											
12 x 5	250	1	298	1	ZX1040	2CPX041906R9999			ZXM1040	2CPX041516R9999	
		2	548	1	ZX1041	2CPX041907R9999			ZXM1041	2CPX041517R9999	
		3	798	1	ZX1042	2CPX041908R9999			ZXM1042	2CPX041518R9999	
		4	1048	1	ZX1043	2CPX041909R9999			ZXM1043	2CPX041519R9999	
		5	1298	1	ZX1044	2CPX041910R9999			ZXM1044	2CPX041520R9999	
12 x 10	360	1	298	1	ZX1046	2CPX041912R9999			ZXM1046	2CPX041522R9999	
		2	548	1	ZX1047	2CPX041913R9999			ZXM1047	2CPX041523R9999	
		3	798	1	ZX1048	2CPX041914R9999			ZXM1048	2CPX041524R9999	
		4	1048	1	ZX1049	2CPX041915R9999			ZXM1049	2CPX041525R9999	
		5	1298	1	ZX1050	2CPX041916R9999			ZXM1050	2CPX041526R9999	
20 x 5	320	1	298	1	ZX1052	2CPX041918R9999			ZXM1052	2CPX041528R9999	
		2	548	1	ZX1053	2CPX041919R9999			ZXM1053	2CPX041529R9999	
		3	798	1	ZX1054	2CPX041920R9999			ZXM1054	2CPX041530R9999	
		4	1048	1	ZX1055	2CPX041921R9999			ZXM1055	2CPX041531R9999	
		5	1298	1	ZX1056	2CPX041922R9999			ZXM1056	2CPX041532R9999	
Cu busbar A2, busbars for the cabinet to cabinet connection right and left of TriLine cabinets											
12 x 5	250	1	350	1	ZX1080	2CPX041942R9999			ZXM1080	2CPX041552R9999	
		2	600	1	ZX1081	2CPX041943R9999			ZXM1081	2CPX041553R9999	
		3	850	1	ZX1082	2CPX041944R9999			ZXM1082	2CPX041554R9999	
		4	1100	1	ZX1083	2CPX041945R9999			ZXM1083	2CPX041555R9999	
		5	1350	1	ZX1084	2CPX041946R9999			ZXM1084	2CPX041556R9999	
12 x 10	360	1	350	1	ZX1086	2CPX041948R9999			ZXM1086	2CPX041558R9999	
		2	600	1	ZX1087	2CPX041949R9999			ZXM1087	2CPX041559R9999	
		3	850	1	ZX1088	2CPX041950R9999			ZXM1088	2CPX041560R9999	
		4	1100	1	ZX1089	2CPX041951R9999			ZXM1089	2CPX041561R9999	
		5	1350	1	ZX1090	2CPX041952R9999			ZXM1090	2CPX041562R9999	
20 x 5	320	1	350	1	ZX1092	2CPX041954R9999			ZXM1092	2CPX041564R9999	
		2	600	1	ZX1093	2CPX041955R9999			ZXM1093	2CPX041565R9999	
		3	850	1	ZX1094	2CPX041956R9999			ZXM1094	2CPX041566R9999	
		4	1100	1	ZX1095	2CPX041957R9999			ZXM1095	2CPX041567R9999	
		5	1350	1	ZX1096	2CPX041958R9999			ZXM1096	2CPX041568R9999	
Cu busbar C, connectors for the TriLine cabinet to cabinet connection to the right or left											
12 x 5	250		44	1	ZX1181	2CPX042021R9999			-	-	-
12 x 10	360		44	1	ZX1181	2CPX042021R9999			-	-	-
20 x 5	320		94	1	ZX1182	2CPX042022R9999			-	-	-

Modular distribution panel system CombiLine

Busbars for the TriLine® cabinet connection in the module M(B)S... 27

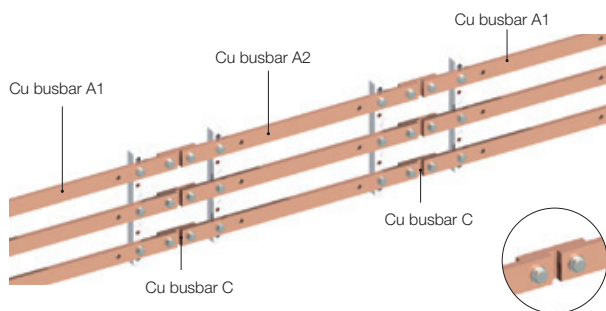


- Using continuous busbars, it is possible to combine different module widths within a single cabinet.
- One connector is required per busbar connection for the cabinet connection
- The busbar connection is realized outside the module
- Busbar connector including captive nuts and fastening material
- Three Cu busbars A1/A2 and C are required per module

Cu busbar	I_n	Width			Flatpack Unmounted			Mounted Installed in the cabinet		
mm	one	PW	mm	Pieces	Type	Ord. no.	Price	Type	Ord. no.	Price
Cu busbar A1, busbars for the TriLine cabinet to cabinet connection to the right or left										
30 x 5	440	1	298	1	ZX1058	2CPX041924R9999		ZXM1058	2CPX041534R9999	
		2	548	1	ZX1059	2CPX041925R9999		ZXM1059	2CPX041535R9999	
		3	798	1	ZX1060	2CPX041926R9999		ZXM1060	2CPX041536R9999	
		4	1048	1	ZX1061	2CPX041927R9999		ZXM1061	2CPX041537R9999	
		5	1298	1	ZX1062	2CPX041928R9999		ZXM1062	2CPX041538R9999	
30 x 10	630	1	298	1	ZX1064	2CPX041930R9999		ZXM1064	2CPX041540R9999	
		2	548	1	ZX1065	2CPX041931R9999		ZXM1065	2CPX041541R9999	
		3	798	1	ZX1066	2CPX041932R9999		ZXM1066	2CPX041542R9999	
		4	1048	1	ZX1067	2CPX041933R9999		ZXM1067	2CPX041543R9999	
		5	1298	1	ZX1068	2CPX041934R9999		ZXM1068	2CPX041544R9999	
Cu busbar A2, busbars for the cabinet to cabinet connection right and left of TriLine cabinets										
30 x 5	440	1	350	1	ZX1098	2CPX041960R9999		ZXM1098	2CPX041570R9999	
		2	600	1	ZX1099	2CPX041961R9999		ZXM1099	2CPX041571R9999	
		3	850	1	ZX1100	2CPX041962R9999		ZXM1100	2CPX041572R9999	
		4	1100	1	ZX1101	2CPX041963R9999		ZXM1101	2CPX041573R9999	
		5	1350	1	ZX1102	2CPX041964R9999		ZXM1102	2CPX041574R9999	
30 x 10	630	1	350	1	ZX1104	2CPX041966R9999		ZXM1104	2CPX041576R9999	
		2	600	1	ZX1105	2CPX041967R9999		ZXM1105	2CPX041577R9999	
		3	850	1	ZX1106	2CPX041968R9999		ZXM1106	2CPX041578R9999	
		4	1100	1	ZX1107	2CPX041969R9999		ZXM1107	2CPX041579R9999	
		5	1350	1	ZX1108	2CPX041970R9999		ZXM1108	2CPX041580R9999	
Cu busbar C, connectors for the TriLine cabinet to cabinet connection to the right or left										
30 x 5	250		94	1	ZX1183	2CPX042023R9999		-	-	-
30 x 10	360		94	1	ZX1184	2CPX042024R9999		-	-	-

Modular distribution panel system CombiLine

Busbars for the TriLine[®] cabinet connection in the module M(B)S...31

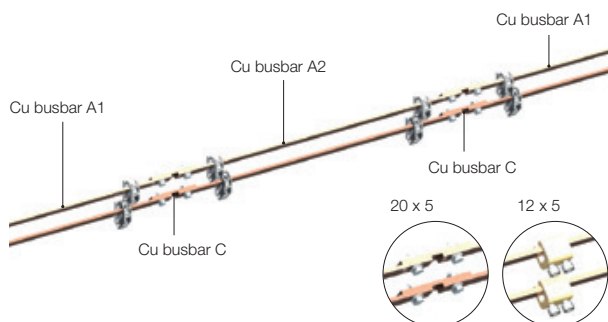


- Using continuous busbars, it is possible to combine different module widths within a single cabinet.
- One connector is required per busbar connection for the cabinet connection
- The busbar connection is realized outside the module
- Busbar connector including captive nuts
- and fastening material
- Three Cu busbars A1/A2 and C are required per module

Cu busbar	I_n	Width			Flatpack Unmounted			Mounted Installed in the cabinet		
mm	one	PW	mm	Pieces	Type	Ord. no.	Price	Type	Ord. no.	Price
Cu busbar A1, busbars for the TriLine cabinet to cabinet connection to the right or left										
40 x 10	850	1	298	1	ZX1070	2CPX041936R9999		ZXM1070	2CPX041546R9999	
		2	548	1	ZX1071	2CPX041937R9999		ZXM1071	2CPX041547R9999	
		3	767	1	ZX1072	2CPX041938R9999		ZXM1072	2CPX041548R9999	
		4	1048	1	ZX1073	2CPX041939R9999		ZXM1073	2CPX041549R9999	
		5	1298	1	ZX1074	2CPX041940R9999		ZXM1074	2CPX041550R9999	
Cu busbar A2, busbars for the cabinet to cabinet connection right and left of TriLine cabinets										
40 x 10	850	1	350	1	ZX1110	2CPX041972R9999		ZXM1110	2CPX041582R9999	
		2	600	1	ZX1111	2CPX041973R9999		ZXM1111	2CPX041583R9999	
		3	850	1	ZX1112	2CPX041974R9999		ZXM1112	2CPX041584R9999	
		4	1100	1	ZX1113	2CPX041975R9999		ZXM1113	2CPX041585R9999	
		5	1350	1	ZX1114	2CPX041976R9999		ZXM1114	2CPX041586R9999	
Cu busbar C, connectors for the TriLine cabinet to cabinet connection to the right or left										
40 x 10	850		94	1	ZX1185	2CPX042025R9999		-	-	

Modular distribution panel system CombiLine

Busbars for the TriLine® cabinet connection in the module M(B)N...69

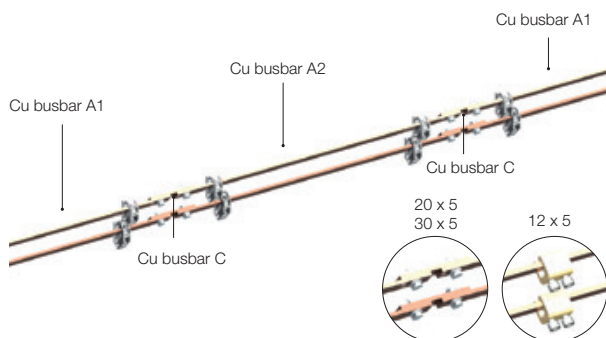


- Using continuous busbars, it is possible to combine different module widths within a single cabinet.
- One connector is required per busbar connection for the cabinet connection
- The busbar connection is realized outside the module
- Busbar connector including captive nuts and fastening material
- Two Cu busbars A1/A2 and C are required per module

Cu busbar	I _n	Width			Flatpack Unmounted			Mounted Installed in the cabinet			
mm	one	PW	mm	Pieces	Type	Ord. no.		Price	Type	Ord. no.	Price
Cu busbar A1, busbars for the TriLine cabinet to cabinet connection to the right or left											
12 x 5	250	1	277	1	ZX2094	2CPX042578R9999			ZXM2094	2CPX042498R9999	
		2	527	1	ZX2095	2CPX042579R9999			ZXM2095	2CPX042499R9999	
		3	777	1	ZX2096	2CPX042580R9999			ZXM2096	2CPX042500R9999	
		4	1027	1	ZX2097	2CPX042581R9999			ZXM2097	2CPX042501R9999	
		5	1277	1	ZX2098	2CPX042582R9999			ZXM2098	2CPX042502R9999	
20 x 5	320	1	277	1	ZX2112	2CPX042593R9999			ZXM2112	2CPX042513R9999	
		2	527	1	ZX2113	2CPX042594R9999			ZXM2113	2CPX042514R9999	
		3	777	1	ZX2114	2CPX042595R9999			ZXM2114	2CPX042515R9999	
		4	1027	1	ZX2115	2CPX042596R9999			ZXM2115	2CPX042516R9999	
		5	1277	1	ZX2116	2CPX042597R9999			ZXM2116	2CPX042517R9999	
Cu busbar A2, busbars for the cabinet to cabinet connection right and left of TriLine cabinets											
12 x 5	250	1	350	1	ZX1080	2CPX041942R9999			ZXM1080	2CPX041552R9999	
		2	600	1	ZX1081	2CPX041943R9999			ZXM1081	2CPX041553R9999	
		3	850	1	ZX1082	2CPX041944R9999			ZXM1082	2CPX041554R9999	
		4	1100	1	ZX1083	2CPX041945R9999			ZXM1083	2CPX041555R9999	
		5	1350	1	ZX1084	2CPX041946R9999			ZXM1084	2CPX041556R9999	
20 x 5	320	1	350	1	ZX1092	2CPX041954R9999			ZXM1092	2CPX041564R9999	
		2	600	1	ZX1093	2CPX041955R9999			ZXM1093	2CPX041565R9999	
		3	850	1	ZX1094	2CPX041956R9999			ZXM1094	2CPX041566R9999	
		4	1100	1	ZX1095	2CPX041957R9999			ZXM1095	2CPX041567R9999	
		5	1350	1	ZX1096	2CPX041958R9999			ZXM1096	2CPX041568R9999	
Cu busbar C, connectors for the TriLine cabinet to cabinet connection to the right or left											
12 x 5	250		94	1	ZX1181	2CPX042021R9999			-	-	-
20 x 5	320		94	1	ZX1182	2CPX042022R9999			-	-	

Modular distribution panel system CombiLine

Busbars for the TriLine® cabinet connection in the module M(B)N...74+75




- Using continuous busbars, it is possible to combine different module widths within a single cabinet.
- One connector is required per busbar connection for the cabinet connection
- The busbar connection is realized outside the module
- Busbar connector including captive nuts and fastening material
- Two Cu busbars A1/A2 and C are required per module

Cu busbar	/ _n	Width			Flatpack Unmounted			Mounted Installed in the cabinet			
mm	one	PW	mm	Pieces	Type	Ord. no.		Price	Type	Ord. no.	Price
Cu busbar A1, busbars for the TriLine cabinet to cabinet connection to the right or left											
12 x 5	250	1	298	1	ZX1040	2CPX041906R9999			ZXM1040	2CPX041516R9999	
		2	548	1	ZX1041	2CPX041907R9999			ZXM1041	2CPX041517R9999	
		3	798	1	ZX1042	2CPX041908R9999			ZXM1042	2CPX041518R9999	
		4	1048	1	ZX1043	2CPX041909R9999			ZXM1043	2CPX041519R9999	
		5	1298	1	ZX1044	2CPX041910R9999			ZXM1044	2CPX041520R9999	
20 x 5	320	1	298	1	ZX1052	2CPX041918R9999			ZXM1052	2CPX041528R9999	
		2	548	1	ZX1053	2CPX041919R9999			ZXM1053	2CPX041529R9999	
		3	798	1	ZX1054	2CPX041920R9999			ZXM1054	2CPX041530R9999	
		4	1048	1	ZX1055	2CPX041921R9999			ZXM1055	2CPX041531R9999	
		5	1298	1	ZX1056	2CPX041922R9999			ZXM1056	2CPX041532R9999	
30 x 5	440	1	298	1	ZX1058	2CPX041924R9999			ZXM1058	2CPX041534R9999	
		2	548	1	ZX1059	2CPX041925R9999			ZXM1059	2CPX041535R9999	
		3	798	1	ZX1060	2CPX041926R9999			ZXM1060	2CPX041536R9999	
		4	1048	1	ZX1061	2CPX041927R9999			ZXM1061	2CPX041537R9999	
		5	1298	1	ZX1062	2CPX041928R9999			ZXM1062	2CPX041538R9999	
Cu busbar A2, busbars for the cabinet to cabinet connection right and left of TriLine cabinets											
12 x 5	250	1	350	1	ZX1080	2CPX041942R9999			ZXM1080	2CPX041552R9999	
		2	600	1	ZX1081	2CPX041943R9999			ZXM1081	2CPX041553R9999	
		3	850	1	ZX1082	2CPX041944R9999			ZXM1082	2CPX041554R9999	
		4	1100	1	ZX1083	2CPX041945R9999			ZXM1083	2CPX041555R9999	
		5	1350	1	ZX1084	2CPX041946R9999			ZXM1084	2CPX041556R9999	
20 x 5	320	1	350	1	ZX1092	2CPX041954R9999			ZXM1092	2CPX041564R9999	
		2	600	1	ZX1093	2CPX041955R9999			ZXM1093	2CPX041565R9999	
		3	850	1	ZX1094	2CPX041956R9999			ZXM1094	2CPX041566R9999	
		4	1100	1	ZX1095	2CPX041957R9999			ZXM1095	2CPX041567R9999	
		5	1350	1	ZX1096	2CPX041958R9999			ZXM1096	2CPX041568R9999	
30 x 5	440	1	350	1	ZX1098	2CPX041960R9999			ZXM1098	2CPX041570R9999	
		2	600	1	ZX1099	2CPX041961R9999			ZXM1099	2CPX041571R9999	
		3	850	1	ZX1100	2CPX041962R9999			ZXM1100	2CPX041572R9999	
		4	1100	1	ZX1101	2CPX041963R9999			ZXM1101	2CPX041573R9999	
		5	1350	1	ZX1102	2CPX041964R9999			ZXM1102	2CPX041574R9999	
Cu busbar C, connectors for the TriLine cabinet to cabinet connection to the right or left											
12 x 5	250		44	1	ZX1181	2CPX042021R9999			-	-	-
20 x 5	320		94	1	ZX1182	2CPX042022R9999			-	-	-
30 x 5	440		94	1	ZX1183	2CPX042023R9999			-	-	-

Modular distribution panel system CombiLine

Busbars for the TriLine® cabinet connection in the module M(B)N...62+63

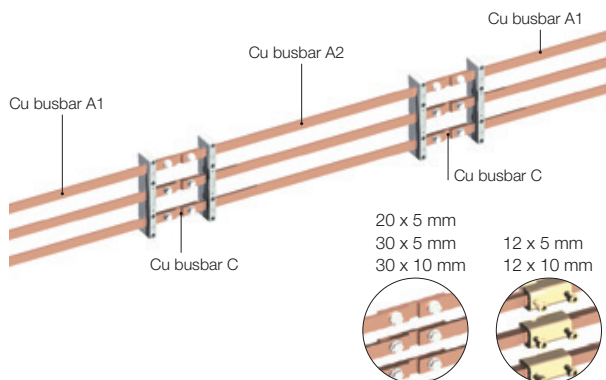


- Using continuous busbars, it is possible to combine different module widths within a single cabinet.
- One connector is required per busbar connection for the cabinet connection
- The busbar connection is realized outside the module
- Busbar connector including captive nuts and fastening material
- Two Cu busbars A1/A2 and C are required per module

Cu busbar	I _n	Width			Flatpack Unmounted			Mounted Installed in the cabinet		
mm	one	PW	mm	Pieces	Type	Ord. no.	Price	Type	Ord. no.	Price
Cu busbar A1, busbars for the TriLine cabinet to cabinet connection to the right <u>or</u> left										
30 x 10	630	1	253	1	ZX2130	2CPX042608R9999		ZXM2130	2CPX042528R9999	
		2	503	1	ZX2131	2CPX042609R9999		ZXM2131	2CPX042529R9999	
		3	753	1	ZX2132	2CPX042610R9999		ZXM2132	2CPX042530R9999	
		4	1003	1	ZX2133	2CPX042611R9999		ZXM2133	2CPX042531R9999	
		5	1253	1	ZX2134	2CPX042612R9999		ZXM2134	2CPX042532R9999	
Cu busbar A2, busbars for the cabinet to cabinet connection right <u>and</u> left of TriLine cabinets										
30 x 10	630	1	350	1	ZX1104	2CPX041966R9999		ZXM1104	2CPX041576R9999	
		2	600	1	ZX1105	2CPX041967R9999		ZXM1105	2CPX041577R9999	
		3	850	1	ZX1106	2CPX041968R9999		ZXM1106	2CPX041578R9999	
		4	1100	1	ZX1107	2CPX041969R9999		ZXM1107	2CPX041579R9999	
		5	1350	1	ZX1108	2CPX041970R9999		ZXM1108	2CPX041580R9999	
Cu busbar C, connectors for the TriLine cabinet to cabinet connection to the right <u>or</u> left										
30 x 10	360		94	1	ZX1184	2CPX042024R9999		-	-	

Modular distribution panel system CombiLine

Busbars for the TriLine® cabinet connection in the module M(B)R...03



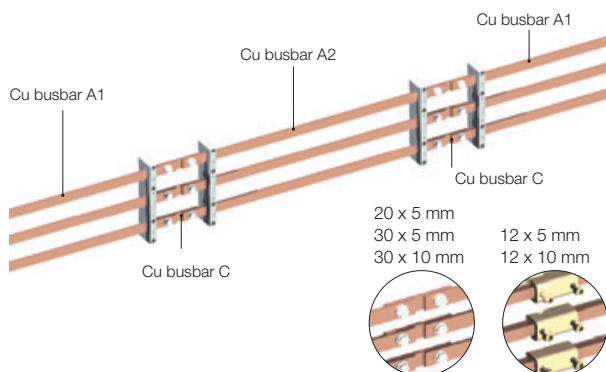
- Using continuous busbars, it is possible to combine different module widths within a single cabinet.
- One connector is required per busbar connection for the cabinet connection
- The busbar connection is realized outside the module
- Busbar connector for Cu 12 x 5 mm and 12 x 10 mm including connection terminals
- Busbar connector for Cu 20 x 5 mm including captive nuts and fastening screws
- Three Cu busbars A1/A2 and C are required per module

Cu busbar	I _n	Width			Flatpack Unmounted			Mounted Installed in the cabinet			
mm	one	PW	mm	Pieces	Type	Ord. no.		Price	Type	Ord. no.	Price
Cu busbar A1, busbars for the TriLine cabinet to cabinet connection to the right or left											
12 x 5	250	1	272	1	ZX2088	2CPX042573R9999			ZXM2088	2CPX042493R9999	
		2	522	1	ZX2089	2CPX042574R9999			ZXM2089	2CPX042494R9999	
		3	772	1	ZX2090	2CPX042575R9999			ZXM2090	2CPX042495R9999	
		4	1022	1	ZX2091	2CPX042576R9999			ZXM2091	2CPX042496R9999	
		5	1272	1	ZX2092	2CPX042577R9999			ZXM2092	2CPX042497R9999	
12 x 10	360	1	272	1	ZX2100	2CPX042583R9999			ZXM2100	2CPX042503R9999	
		2	522	1	ZX2101	2CPX042584R9999			ZXM2101	2CPX042504R9999	
		3	772	1	ZX2102	2CPX042585R9999			ZXM2102	2CPX042505R9999	
		4	1022	1	ZX2103	2CPX042586R9999			ZXM2103	2CPX042506R9999	
		5	1272	1	ZX2104	2CPX042587R9999			ZXM2104	2CPX042507R9999	
20 x 5	320	1	272	1	ZX2106	2CPX042588R9999			ZXM2106	2CPX042508R9999	
		2	522	1	ZX2107	2CPX042589R9999			ZXM2107	2CPX042509R9999	
		3	772	1	ZX2108	2CPX042590R9999			ZXM2108	2CPX042510R9999	
		4	1022	1	ZX2109	2CPX042591R9999			ZXM2109	2CPX042511R9999	
		5	1272	1	ZX2110	2CPX042592R9999			ZXM2110	2CPX042512R9999	
30 x 5	440	1	272	1	ZX2118	2CPX042598R9999			ZXM2118	2CPX042518R9999	
		2	522	1	ZX2119	2CPX042599R9999			ZXM2119	2CPX042519R9999	
		3	772	1	ZX2120	2CPX042600R9999			ZXM2120	2CPX042520R9999	
		4	1022	1	ZX2121	2CPX042601R9999			ZXM2121	2CPX042521R9999	
		5	1272	1	ZX2122	2CPX042602R9999			ZXM2122	2CPX042522R9999	
30 x 10	630	1	272	1	ZX2124	2CPX042603R9999			ZXM2124	2CPX042523R9999	
		2	522	1	ZX2125	2CPX042604R9999			ZXM2125	2CPX042524R9999	
		3	772	1	ZX2126	2CPX042605R9999			ZXM2126	2CPX042525R9999	
		4	1022	1	ZX2127	2CPX042606R9999			ZXM2127	2CPX042526R9999	
		5	1272	1	ZX2128	2CPX042607R9999			ZXM2128	2CPX042527R9999	

> A2, busbars for the connection of TriLine cabinets on the right and left side, see next page

Modular distribution panel system CombiLine

Busbars for the TriLine® cabinet connection in the module M(B)R...03

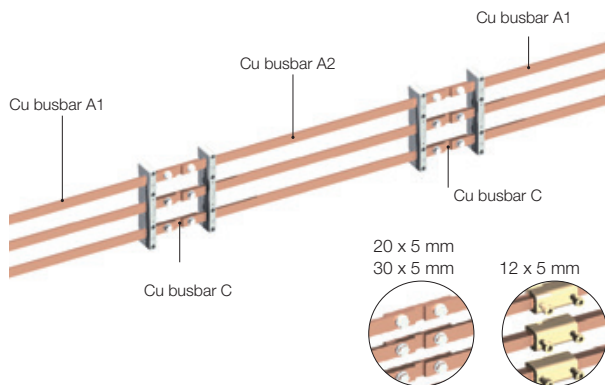


- Using continuous busbars, it is possible to combine different module widths within a single cabinet.
- One connector is required per busbar connection for the cabinet connection
- The busbar connection is realized outside the module
- Busbar connector for Cu 12 x 5 mm and 12 x 10 mm including connection terminals
- Busbar connector for Cu 20 x 5 mm including captive nuts and fastening screws
- Three Cu busbars A1/A2 and C are required per module

Cu busbar	I _n	Width			Flatpack Unmounted			Mounted Installed in the cabinet		
mm	one	PW	mm	Pieces	Type	Ord. no.	Price	Type	Ord. no.	Price
Cu busbar A2, busbars for the cabinet to cabinet connection right and left of TriLine cabinets										
12 x 5	250	1	350	1	ZX1080	2CPX041942R9999		ZXM1080	2CPX041552R9999	
		2	600	1	ZX1081	2CPX041943R9999		ZXM1081	2CPX041553R9999	
		3	850	1	ZX1082	2CPX041944R9999		ZXM1082	2CPX041554R9999	
		4	1100	1	ZX1083	2CPX041945R9999		ZXM1083	2CPX041555R9999	
		5	1350	1	ZX1084	2CPX041946R9999		ZXM1084	2CPX041556R9999	
12 x 10	360	1	350	1	ZX1086	2CPX041948R9999		ZXM1086	2CPX041558R9999	
		2	600	1	ZX1087	2CPX041949R9999		ZXM1087	2CPX041559R9999	
		3	850	1	ZX1088	2CPX041950R9999		ZXM1088	2CPX041560R9999	
		4	1100	1	ZX1089	2CPX041951R9999		ZXM1089	2CPX041561R9999	
		5	1350	1	ZX1090	2CPX041952R9999		ZXM1090	2CPX041562R9999	
20 x 5	320	1	350	1	ZX1092	2CPX041954R9999		ZXM1092	2CPX041564R9999	
		2	600	1	ZX1093	2CPX041955R9999		ZXM1093	2CPX041565R9999	
		3	850	1	ZX1094	2CPX041956R9999		ZXM1094	2CPX041566R9999	
		4	1100	1	ZX1095	2CPX041957R9999		ZXM1095	2CPX041567R9999	
		5	1350	1	ZX1096	2CPX041958R9999		ZXM1096	2CPX041568R9999	
30 x 5	440	1	350	1	ZX1098	2CPX041960R9999		ZXM1098	2CPX041570R9999	
		2	600	1	ZX1099	2CPX041961R9999		ZXM1099	2CPX041571R9999	
		3	850	1	ZX1100	2CPX041962R9999		ZXM1100	2CPX041572R9999	
		4	1100	1	ZX1101	2CPX041963R9999		ZXM1101	2CPX041573R9999	
		5	1350	1	ZX1102	2CPX041964R9999		ZXM1102	2CPX041574R9999	
30 x 10	630	1	350	1	ZX1104	2CPX041966R9999		ZXM1104	2CPX041576R9999	
		2	600	1	ZX1105	2CPX041967R9999		ZXM1105	2CPX041577R9999	
		3	850	1	ZX1106	2CPX041968R9999		ZXM1106	2CPX041578R9999	
		4	1100	1	ZX1107	2CPX041969R9999		ZXM1107	2CPX041579R9999	
		5	1350	1	ZX1108	2CPX041970R9999		ZXM1108	2CPX041580R9999	
Cu busbar C, connectors for the TriLine cabinet to cabinet connection to the right or left										
12 x 5	250		44	1	ZX1181	2CPX042021R9999		-	-	-
12 x 10	360		44	1	ZX1181	2CPX042021R9999		-	-	-
20 x 5	320		94	1	ZX1182	2CPX042022R9999		-	-	-
30 x 5	440		94	1	ZX1183	2CPX042023R9999		-	-	-
30 x 10	630		94	1	ZX1184	2CPX042024R9999		-	-	-

Modular distribution panel system CombiLine

Busbars for the TriLine® cabinet connection in the module M(B)R...02(B)

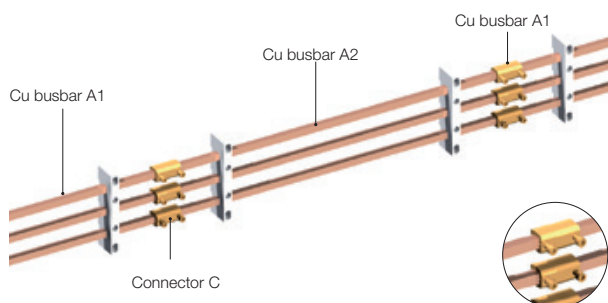


- Using continuous busbars, it is possible to combine different module widths within a single cabinet.
- One connector is required per busbar connection for the cabinet connection
- The busbar connection is realized outside the module
- Busbar connector for Cu 12 x 5 mm and 12 x 10 mm including connection terminals
- Busbar connector for Cu 20 x 5 mm including captive nuts and fastening screws
- Three Cu busbars A1/A2 and C are required per module

Cu busbar	I _n	Width				Flatpack Unmounted			Mounted Installed in the cabinet		
mm	one	PW	mm	Pieces	Type	Ord. no.		Price	Type	Ord. no.	Price
Cu busbar A1, busbars for the TriLine cabinet to cabinet connection to the right or left											
12 x 5	250	1	298	1	ZX1040	2CPX041906R9999			ZXM1040	2CPX041516R9999	
		2	548	1	ZX1041	2CPX041907R9999			ZXM1041	2CPX041517R9999	
		3	798	1	ZX1042	2CPX041908R9999			ZXM1042	2CPX041518R9999	
		4	1048	1	ZX1043	2CPX041909R9999			ZXM1043	2CPX041519R9999	
		5	1298	1	ZX1044	2CPX041910R9999			ZXM1044	2CPX041520R9999	
20 x 5	320	1	298	1	ZX1052	2CPX041918R9999			ZXM1052	2CPX041528R9999	
		2	548	1	ZX1053	2CPX041919R9999			ZXM1053	2CPX041529R9999	
		3	798	1	ZX1054	2CPX041920R9999			ZXM1054	2CPX041530R9999	
		4	1048	1	ZX1055	2CPX041921R9999			ZXM1055	2CPX041531R9999	
		5	1298	1	ZX1056	2CPX041922R9999			ZXM1056	2CPX041532R9999	
30 x 5	440	1	298	1	ZX1058	2CPX041924R9999			ZXM1058	2CPX041534R9999	
		2	548	1	ZX1059	2CPX041925R9999			ZXM1059	2CPX041535R9999	
		3	798	1	ZX1060	2CPX041926R9999			ZXM1060	2CPX041536R9999	
		4	1048	1	ZX1061	2CPX041927R9999			ZXM1061	2CPX041537R9999	
		5	1298	1	ZX1062	2CPX041928R9999			ZXM1062	2CPX041538R9999	
Cu busbar A2, busbars for the cabinet to cabinet connection right and left of TriLine cabinets											
12 x 5	250	1	350	1	ZX1080	2CPX041942R9999			ZXM1080	2CPX041552R9999	
		2	600	1	ZX1081	2CPX041943R9999			ZXM1081	2CPX041553R9999	
		3	850	1	ZX1082	2CPX041944R9999			ZXM1082	2CPX041554R9999	
		4	1100	1	ZX1083	2CPX041945R9999			ZXM1083	2CPX041555R9999	
		5	1350	1	ZX1084	2CPX041946R9999			ZXM1084	2CPX041556R9999	
20 x 5	320	1	350	1	ZX1092	2CPX041954R9999			ZXM1092	2CPX041564R9999	
		2	600	1	ZX1093	2CPX041955R9999			ZXM1093	2CPX041565R9999	
		3	850	1	ZX1094	2CPX041956R9999			ZXM1094	2CPX041566R9999	
		4	1100	1	ZX1095	2CPX041957R9999			ZXM1095	2CPX041567R9999	
		5	1350	1	ZX1096	2CPX041958R9999			ZXM1096	2CPX041568R9999	
30 x 5	440	1	350	1	ZX1098	2CPX041960R9999			ZXM1098	2CPX041570R9999	
		2	600	1	ZX1099	2CPX041961R9999			ZXM1099	2CPX041571R9999	
		3	850	1	ZX1100	2CPX041962R9999			ZXM1100	2CPX041572R9999	
		4	1100	1	ZX1101	2CPX041963R9999			ZXM1101	2CPX041573R9999	
		5	1350	1	ZX1102	2CPX041964R9999			ZXM1102	2CPX041574R9999	
Cu busbar C, connectors for the TriLine cabinet to cabinet connection to the right or left											
12 x 5	250		44	1	ZX1181	2CPX042021R9999			-	-	-
20 x 5	320		94	1	ZX1182	2CPX042022R9999			-	-	-
30 x 5	440		94	1	ZX1183	2CPX042023R9999			-	-	-

Modular distribution panel system CombiLine

Busbars for the TriLine® cabinet connection for M(B)T...50+51(B)

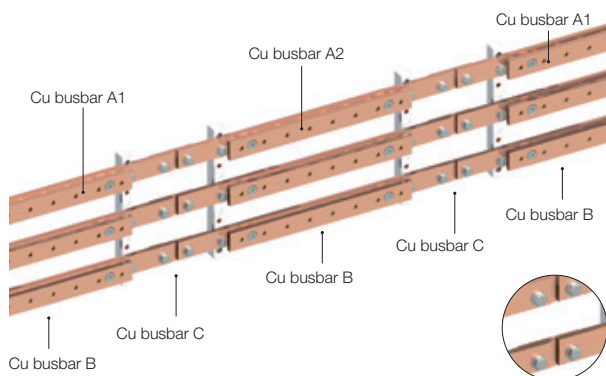


- Using continuous busbars, it is possible to combine different module widths within a single cabinet.
- One connector is required per busbar connection for the cabinet connection
- The busbar connection is realized outside the module
- Busbar connector including connection terminals
- Three Cu busbars A1/A2 and C are required per module

Cu busbar	I _n	Width			Flatpack Unmounted			Mounted Installed in the cabinet		
mm	one	PW	mm	Pieces	Type	Ord. no.	Price	Type	Ord. no.	Price
Cu busbar A1, busbars for the TriLine cabinet to cabinet connection to the right or left										
12 x 5	250	2	548	1	ZX1041	2CPX041907R9999		ZXM1041	2CPX041517R9999	
		3	798	1	ZX1042	2CPX041908R9999		ZXM1042	2CPX041518R9999	
		4	1048	1	ZX1043	2CPX041909R9999		ZXM1043	2CPX041519R9999	
		5	1298	1	ZX1044	2CPX041910R9999		ZXM1044	2CPX041520R9999	
12 x 10	360	2	548	1	ZX1047	2CPX041913R9999		ZXM1047	2CPX041523R9999	
		3	798	1	ZX1048	2CPX041914R9999		ZXM1048	2CPX041524R9999	
		4	1048	1	ZX1049	2CPX041915R9999		ZXM1049	2CPX041525R9999	
		5	1298	1	ZX1050	2CPX041916R9999		ZXM1050	2CPX041526R9999	
Cu busbar A2, busbars for the cabinet to cabinet connection right and left of TriLine cabinets										
12 x 5	250	2	600	1	ZX1081	2CPX041943R9999		ZXM1081	2CPX041553R9999	
		3	850	1	ZX1082	2CPX041944R9999		ZXM1082	2CPX041554R9999	
		4	1100	1	ZX1083	2CPX041945R9999		ZXM1083	2CPX041555R9999	
		5	1350	1	ZX1084	2CPX041946R9999		ZXM1084	2CPX041556R9999	
12 x 10	360	2	600	1	ZX1087	2CPX041949R9999		ZXM1087	2CPX041559R9999	
		3	850	1	ZX1088	2CPX041950R9999		ZXM1088	2CPX041560R9999	
		4	1100	1	ZX1089	2CPX041951R9999		ZXM1089	2CPX041561R9999	
		5	1350	1	ZX1090	2CPX041952R9999		ZXM1090	2CPX041562R9999	
Cu busbar C, connectors for the TriLine cabinet to cabinet connection to the right or left										
12 x 5	250		44	1	ZX1181	2CPX042021R9999		-	-	-
12 x 10	360		44	1	ZX1181	2CPX042021R9999		-	-	-

Modular distribution panel system CombiLine

Busbars for the TriLine® cabinet connection for M(B)L...52(B)

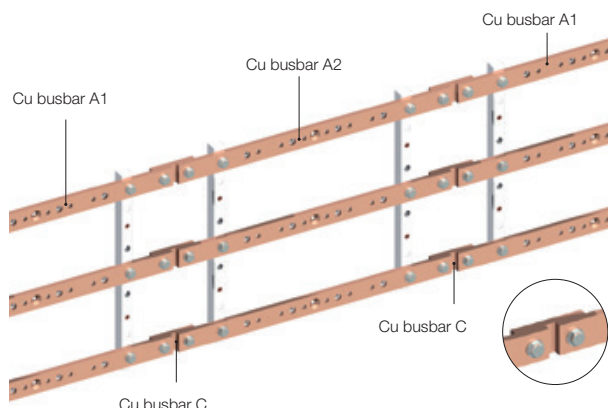


- Using continuous busbars, it is possible to combine different module widths within a single cabinet.
- Cu busbars A1 prepared for the cabinet to cabinet connection right or left
- Cu busbars A2 prepared for the cabinet to cabinet connection right and left
- To assemble the size 00 fuse switch disconnectors, a second busbar B with captive nuts per module is mounted in front
- One connector C is required per busbar connection for the cabinet connection
- The busbar connection is realized outside the module
- Busbar connector including captive nuts and fastening material
- To this end the busbar holders are fixed to the rear position of the bracket
- Three Cu busbars A1/A2, B and C are required per module

Cu busbar	I _n	Width			Flatpack Unmounted			Mounted Installed in the cabinet			
mm	one	PW	mm	Pieces	Type	Ord. no.		Price	Type	Ord. no.	Price
Cu busbar A1, busbars for the TriLine cabinet to cabinet connection to the right or left											
30 x 10	630	1	298	1	ZX1064	2CPX041930R9999			ZXM1064	2CPX041540R9999	
		2	548	1	ZX1065	2CPX041931R9999			ZXM1065	2CPX041541R9999	
		3	798	1	ZX1066	2CPX041932R9999			ZXM1066	2CPX041542R9999	
		4 (2PW+2PW)	1048	1	ZX1067	2CPX041933R9999			ZXM1067	2CPX041543R9999	
		5 (3PW+2PW)	1298	1	ZX1068	2CPX041934R9999			ZXM1068	2CPX041544R9999	
40 x 10	850	1	298	1	ZX1070	2CPX041936R9999			ZXM1070	2CPX041546R9999	
		2	548	1	ZX1071	2CPX041937R9999			ZXM1071	2CPX041547R9999	
		3	767	1	ZX1072	2CPX041938R9999			ZXM1072	2CPX041548R9999	
		4 (2PW+2PW)	1048	1	ZX1073	2CPX041939R9999			ZXM1073	2CPX041549R9999	
		5 (3PW+2PW)	1298	1	ZX1074	2CPX041940R9999			ZXM1074	2CPX041550R9999	
Cu busbar A2, busbars for the cabinet to cabinet connection right and left of TriLine cabinets											
30 x 10	630	1	350	1	ZX1104	2CPX041966R9999			ZXM1104	2CPX041576R9999	
		2	600	1	ZX1105	2CPX041967R9999			ZXM1105	2CPX041577R9999	
		3	850	1	ZX1106	2CPX041968R9999			ZXM1106	2CPX041578R9999	
		4 (2PW+2PW)	1100	1	ZX1107	2CPX041969R9999			ZXM1107	2CPX041579R9999	
		5 (3PW+2PW)	1350	1	ZX1108	2CPX041970R9999			ZXM1108	2CPX041580R9999	
40 x 10	850	1	350	1	ZX1110	2CPX041972R9999			ZXM1110	2CPX041582R9999	
		2	600	1	ZX1111	2CPX041973R9999			ZXM1111	2CPX041583R9999	
		3	850	1	ZX1112	2CPX041974R9999			ZXM1112	2CPX041584R9999	
		4 (2PW+2PW)	1100	1	ZX1113	2CPX041975R9999			ZXM1113	2CPX041585R9999	
		5 (3PW+2PW)	1350	1	ZX1114	2CPX041976R9999			ZXM1114	2CPX041586R9999	
Cu busbar B busbars for mounting the 00 fuse switch disconnectors											
30 x 10	630	1	150	1	ZX1170	2CPX042342R9999			ZXM1170	2CPX042348R9999	
		2	400	1	ZX1171	2CPX042343R9999			ZXM1171	2CPX042349R9999	
		3	650	1	ZX1172	2CPX042344R9999			ZXM1172	2CPX042350R9999	
40 x 10	850	1	150	1	ZX1176	2CPX042345R9999			ZXM1176	2CPX042351R9999	
		2	400	1	ZX1177	2CPX042346R9999			ZXM1177	2CPX042352R9999	
		3	650	1	ZX1178	2CPX042347R9999			ZXM1178	2CPX042353R9999	
Cu busbar C, connectors for the TriLine cabinet to cabinet connection to the right or left											
30 x 10	630		94	1	ZX1184	2CPX042024R9999			-	-	-
40 x 10	850		94	1	ZX1185	2CPX042025R9999			-	-	-

Modular distribution panel system CombiLine

Busbars for the TriLine® cabinet connection for M(B)L...21-300(B)

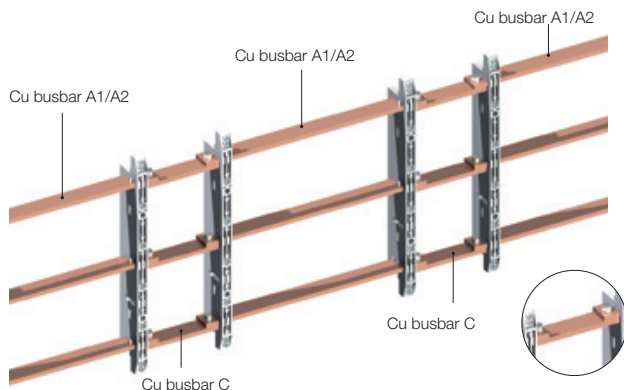


- Using continuous busbars, it is possible to combine different module widths within a single cabinet.
- To assemble size 00 fuse switch disconnectors, the busbars A1 and A2 are equipped with captive nuts
- One connector is required per busbar connection for the cabinet connection
- The busbar connection is realized outside the module
- Busbar connector including captive nuts and fastening material
- Three Cu busbars A1/A2 and C are required per module

Cu busbar	I_n	Width			Flatpack Unmounted			Mounted Installed in the cabinet		
mm	one	PW	mm	Pieces	Type	Ord. no.	Price	Type	Ord. no.	Price
Cu busbar A1, busbars for the TriLine cabinet to cabinet connection to the right or left										
30 x 10	630	1	267	1	ZX1135	2CPX041990R9999		ZXM1135	2CPX041600R9999	
		2	517	1	ZX1136	2CPX041991R9999		ZXM1136	2CPX041601R9999	
		3	767	1	ZX1137	2CPX041992R9999		ZXM1137	2CPX041602R9999	
		4 (2PW+2PW)	1017	1	ZX1138	2CPX041993R9999		ZXM1138	2CPX041603R9999	
		5 (3PW+2PW)	1267	1	ZX1139	2CPX041994R9999		ZXM1139	2CPX041604R9999	
40 x 10	850	1	267	1	ZX1141	2CPX041996R9999		ZXM1141	2CPX041606R9999	
		2	517	1	ZX1142	2CPX041997R9999		ZXM1142	2CPX041607R9999	
		3	767	1	ZX1143	2CPX041998R9999		ZXM1143	2CPX041608R9999	
		4 (2PW+2PW)	1017	1	ZX1144	2CPX041999R9999		ZXM1144	2CPX041609R9999	
		5 (3PW+2PW)	1267	1	ZX1145	2CPX042000R9999		ZXM1145	2CPX041610R9999	
Cu busbar A2, busbars for the cabinet to cabinet connection right and left of TriLine cabinets										
30 x 10	630	1	350	1	ZX1150	2CPX042002R9999		ZXM1150	2CPX041612R9999	
		2	600	1	ZX1151	2CPX042003R9999		ZXM1151	2CPX041613R9999	
		3	850	1	ZX1152	2CPX042004R9999		ZXM1152	2CPX041614R9999	
		4 (2PW+2PW)	1100	1	ZX1153	2CPX042005R9999		ZXM1153	2CPX041615R9999	
		5 (3PW+2PW)	1350	1	ZX1154	2CPX042006R9999		ZXM1154	2CPX041616R9999	
40 x 10	850	1	350	1	ZX1156	2CPX042008R9999		ZXM1156	2CPX041618R9999	
		2	600	1	ZX1157	2CPX042009R9999		ZXM1157	2CPX041619R9999	
		3	850	1	ZX1158	2CPX042010R9999		ZXM1158	2CPX041620R9999	
		4 (2PW+2PW)	1100	1	ZX1159	2CPX042011R9999		ZXM1159	2CPX041621R9999	
		5 (3PW+2PW)	1350	1	ZX1160	2CPX042012R9999		ZXM1160	2CPX041622R9999	
Cu busbar C, connectors for the TriLine cabinet to cabinet connection to the right or left										
30 x 10	630		94	1	ZX1184	2CPX042024R9999		-	-	-
40 x 10	850		94	1	ZX1185	2CPX042025R9999		-	-	

Modular distribution panel system CombiLine

Busbars for the TriLine® cabinet connection for M(B)L...5



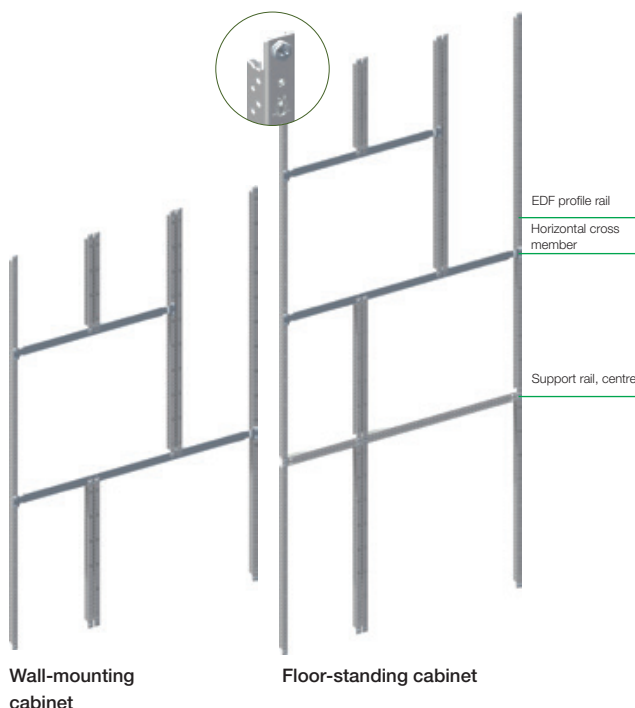
- Using continuous busbars, it is possible to combine different module widths within a single cabinet.
- One connector is required per busbar connection for the cabinet connection
- The busbar connection is realized outside the module
- Busbar connector including captive nuts and fastening material
- Three Cu busbars A1/A2 and C are required per module

Cu busbar	I_n	Width			Flatpack Unmounted			Mounted Installed in the cabinet		
mm	one	PW	mm	Pieces	Type	Ord. no.	Price	Type	Ord. no.	Price
Cu busbar A1/A2, busbars for the TriLine cabinet to cabinet connection to the right or left										
40 x 10	850	2	496	1	ZX1032	2CPX041901R9999		ZXM1032	2CPX041511R9999	
		3	746	1	ZX1033	2CPX041902R9999		ZXM1033	2CPX041512R9999	
		4	996	1	ZX1034	2CPX041903R9999		ZXM1034	2CPX041513R9999	
		5	1246	1	ZX1035	2CPX041904R9999		ZXM1035	2CPX041514R9999	
Cu busbar A1/A2, busbars for the cabinet to cabinet connection right and left of TriLine cabinets										
40 x 10	850	2	496	1	ZX1032	2CPX041901R9999		ZXM1032	2CPX041511R9999	
		3	746	1	ZX1033	2CPX041902R9999		ZXM1033	2CPX041512R9999	
		4	996	1	ZX1034	2CPX041903R9999		ZXM1034	2CPX041513R9999	
		5	1246	1	ZX1035	2CPX041904R9999		ZXM1035	2CPX041514R9999	
Cu busbar C, connectors for the TriLine cabinet to cabinet connection to the right or left										
40 x 10	850		165	1	ZX1186	2CPX042887R9999		-	-	-

Notes

Modular distribution panel system CombiLine


EDF mounting frame parts



Installation options with variable EDF mounting frame using horizontal cross members

The vertical EDF profile rails are prepared for the installation of modules. A horizontal cross member will be required to connect different panel widths.

The TwinLine wall-mounting cabinets are prepared for an assembly with EDF mounting frame parts. For the TwinLine floor-standing cabinet a center support rail and EDF-adapters are required (see chapter TwinLine).



EDM9

- Vertical EDF profile
- Incl. fastening screws
- For mounting modules up to 400 A*

Description	Height		Pieces	Flatpack Unmounted			Mounted Installed in the cabinet		
	GU	mm		Type	Ord. no.	Price	Type	Ord. no.	Price
Vertical EDF profile rail	1	150	1	ED7	2CPX041865R9999		EDM7	2CPX041455R9999	
			20	ED7P20	2CPX041866R9999				
	2	300	1	ED8	2CPX039208R9999		EDM8	2CPX041456R9999	
			20	ED8P20	2CPX062311R9999				
	3	450	1	ED9	2CPX039209R9999		EDM9	2CPX041457R9999	
			20	ED9P20	2CPX062312R9999				
	4	600	1	ED10	2CPX039210R9999		EDM10	2CPX041458R9999	
			20	ED10P20	2CPX062313R9999				
	5	750	1	ED11	2CPX039211R9999		EDM11	2CPX041459R9999	
			20	ED11P20	2CPX062314R9999				
	6	900	1	ED12	2CPX039212R9999		EDM12	2CPX041460R9999	
			20	ED12P20	2CPX062315R9999				
	7	1050	1	ED13	2CPX039213R9999		EDM13	2CPX041461R9999	
			20	ED13P20	2CPX062316R9999				
	8	1200	1	ED14	2CPX039214R9999		EDM14	2CPX041462R9999	
			20	ED14P20	2CPX062317R9999				
	9	1350	1	ED15	2CPX039215R9999		EDM15	2CPX041463R9999	
			20	ED15P20	2CPX062318R9999		-	-	-
Vertical EDF profile rail	12	1800	1	ED18	2CPX039216R9999		-	-	-
For holding touch guard covers			20	ED18P20	2CPX062325R9999		-	-	-
in case of a free installation	14	2100	1	ED20	2CPX039218R9999		-	-	-

* The values given refer only to the DIN EN 60439-1 (VDE 0660 500) standard

Modular distribution panel system CombiLine

EDF mounting frame parts



ED112

- Horizontal cross member for the panel separation to the top **and** bottom
- Incl. fastening screws

Description	Width		Pieces	Flatpack Unmounted			Mounted Installed in the cabinet		
	PW	mm		Type	Ord. no.	Price	Type	Ord. no.	Price
Horizontal cross member	2	500	1	ED112P10	2CPX068572R9999		EDM112	2CPX041464R9999	
	3	750	1	ED113P10	2CPX068573R9999		EDM113	2CPX041465R9999	



ED122

- Horizontal cross member for the panel separation to the top **or** bottom
- Incl. fastening screws

Description	Width		Pieces	Flatpack Unmounted			Mounted Installed in the cabinet		
	PW	mm		Type	Ord. no.	Price	Type	Ord. no.	Price
Horizontal cross member	2	500	1	ED122P10	2CPX042847R9999		EDM122	2CPX042845R9999	
	3	750	1	ED123P10	2CPX042848R9999		EDM123	2CPX042846R9999	



ED403

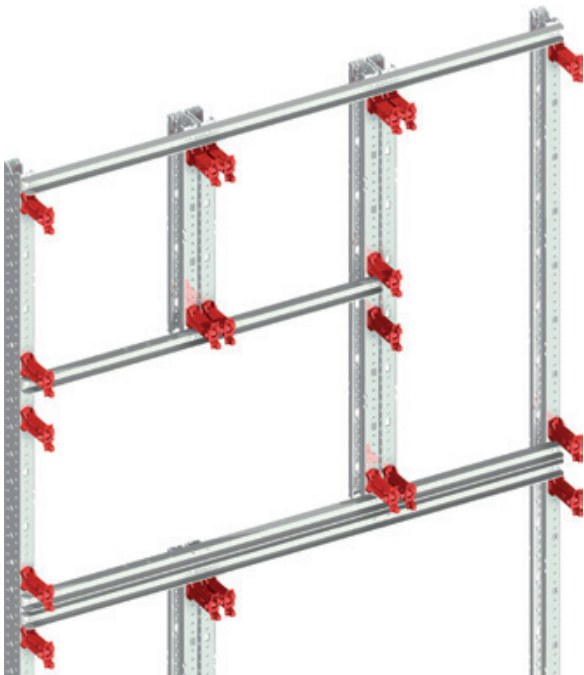
- EDF profile rails to stabilize DIN rails with each other
- For 3-panel wide modules always included in the scope of delivery

Description	Height		Pieces	Flatpack Unmounted			Mounted Installed in the cabinet		
	GU	mm		Type	Ord. no.	Price	Type	Ord. no.	Price
For rail mounting device modules 125 mm rail spacing	2	152	1	ED402	2CPX042615R9999		-	-	-
	3	276	1	ED403	2CPX042616R9999		-	-	-
	4	401	1	ED404	2CPX042617R9999		-	-	-
	5	527	1	ED405	2CPX042618R9999		-	-	-
For rail mounting device modules 150 mm rail spacing	2	177	1	ED412	2CPX042619R9999		-	-	-
	3	327	1	ED413	2CPX042620R9999		-	-	-
	4	477	1	ED414	2CPX042621R9999		-	-	-
	5	627	1	ED415	2CPX042622R9999		-	-	-

Modular distribution panel system CombiLine

WR mounting frame parts

7



Installation options with variable WR mounting frame using horizontal cross members

The vertical WR profile rails are prepared for the installation of modules. A horizontal cross member will be required to connect different panel widths. The WR mounting frame is used for the TwinLine floor-standing cabinet. For an assembly in the TwinLine wall-mounting cabinet, the EDF adapters of the mounting frame holder are removed.



WRM281

- WR mounting frame, complete
- Vertical WR profile rail with horizontal cross member
- For mounting modules up to 850 A*

Description	Width		Pieces	Flatpack Unmounted			Mounted Installed in the cabinet		
	PW	mm		Type	Ord. no.	Price	Type	Ord. no.	Price
WR mounting frame For all floor-standing and switchgear cabinets from depths of 225 mm Height 12 GU, 1800 mm	1	250	1	WR181	2CPX042858R9999		WRM181	2CPX042849R9999	
	2	500	1	WR281	2CPX042859R9999		WRM281	2CPX042850R9999	
	3	750	1	WR381	2CPX042860R9999		WRM381	2CPX042851R9999	
	4	1000	1	WR481	2CPX042861R9999		WRM481	2CPX042852R9999	
WR mounting frame For switchgear cabinets from depths of 325 mm Height 14 GU, 2100 mm	1	250	1	WR1101	2CPX042862R9999		WRM1101	2CPX042853R9999	
	2	500	1	WR2101	2CPX042863R9999		WRM2101	2CPX042854R9999	
	3	750	1	WR3101	2CPX042864R9999		WRM3101	2CPX042855R9999	
	4	1000	1	WR4101	2CPX042865R9999		WRM4101	2CPX042856R9999	

* The values given refer only to the DIN EN 60439-1 (VDE 0660 500) standard

Modular distribution panel system CombiLine

WR mounting frame parts



ZW213

- Vertical WR profile rail
- To compensate the height when using horizontal cross members

Description	Height		Pieces	Flatpack Unmounted			Mounted Installed in the cabinet		
	GU	mm		Type	Ord. no.	Price	Type	Ord. no.	Price
Vertical WR profile rail	1	150	1	ZW367	2CPX041850R9999		ZWM367	2CPX041432R9999	
	2	300	1	ZW368	2CPX041851R9999		ZWM368	2CPX041433R9999	
	3	450	1	ZW369	2CPX041852R9999		ZWM369	2CPX041434R9999	
	4	600	1	ZW370	2CPX041853R9999		ZWM370	2CPX041435R9999	
	5	750	1	ZW371	2CPX041854R9999		ZWM371	2CPX041436R9999	
	6	900	1	ZW372	2CPX041855R9999		ZWM372	2CPX041437R9999	
	7	1050	1	ZW373	2CPX041856R9999		ZWM373	2CPX041438R9999	
	8	1200	1	ZW374	2CPX041857R9999		ZWM374	2CPX041439R9999	
	9	1350	1	ZW375	2CPX041858R9999		ZWM375	2CPX041440R9999	
	10	1500	1	ZW376	2CPX041859R9999		ZWM376	2CPX041441R9999	
	11	1650	1	ZW377	2CPX041860R9999		ZWM377	2CPX041442R9999	
	12	1800	1	ZW213	2CPX060141R9999		ZWM213	2CPX041430R9999	
			10	ZW213P10	2CPX062641R9999		-	-	-
			300	ZW213P300	2CPX062714R9999		-	-	-
	13	1950	1	ZW378	2CPX041861R9999		ZWM378	2CPX041443R9999	
	14	2100	1	ZW214	2CPX060142R9999		ZWM214	2CPX041431R9999	
			10	ZW214P10	2CPX062642R9999		-	-	-

7



ZW165

- Horizontal cross member for the panel separation
- Incl. fastening screws
- Two cross members are required when subdividing panels upwards and downwards

Description	Width		Pieces	Flatpack Unmounted			Mounted Installed in the cabinet		
	PW	mm		Type	Ord. no.	Price	Type	Ord. no.	Price
Horizontal cross member	1	250	1	ZW164	2CPX042866R9999		ZWM164	2CPX042857R9999	
			10	ZW164P10	2CPX062710R9999				
	2	500	1	ZW165	2CPX041862R9999		ZWM165	2CPX041444R9999	
			10	ZW165P10	2CPX062711R9999				
	3	750	1	ZW166	2CPX041863R9999		ZWM166	2CPX041445R9999	
			10	ZW166P10	2CPX062712R9999				
	4	1000	1	ZW167	2CPX041864R9999		ZWM167	2CPX041446R9999	
			10	ZW167P10	2CPX062713R9999				



ZW209

- As horizontal cross member in the WR mounting frame

Horizontal WR cross member	1	186	1	ZW209	2CPX039207R9999		ZWM209	2CPX042097R9999	
	2	436	1	ZW210	2CPX060138R9999		ZWM210	2CPX042098R9999	
	3	686	1	ZW211	2CPX060139R9999		ZWM211	2CPX042099R9999	
	4	936	1	ZW212	2CPX060140R9999		ZWM212	2CPX042100R9999	

Modular distribution panel system CombiLine


Plastic partitions



ZX69

Article	Height		Pieces	Type	Ord. no.	Price
	GU	OH				
Partitions vertical, plastic Not arc-resistant, sheathing against the next module, distribution board panel, meter panel; partition is inserted into the cover holder of the next module. Colour similar to RAL 7035.	3	00	1	ZX69	2CPX039069R9999	
	4	0	1	ZX70	2CPX039070R9999	
	5	1	1	ZX71	2CPX039071R9999	
	6	2	1	ZX72	2CPX039072R9999	
	7	3	1	ZX73	2CPX039073R9999	
	8	4	1	ZX74	2CPX039074R9999	
	9	5	1	ZX75	2CPX039075R9999	

7




ZX86

Article	Width		Pieces	Type	Ord. no.	Price
	PW	mm				
Horizontal partitions, plastic Not arc-resistant, sheathing against the next module, distribution board panel, meter panel; partition is inserted into the cover holder of the next module. Colour similar to RAL 7035.	1	250	1	ZX86	2CPX039086R9999	
	2	500	1	ZX87	2CPX039087R9999	

Modular distribution panel system CombiLine

Sheet steel partitions



ZX820

Article	Height		Pieces	Type	Ord. no.	Price
	GU	OH				
For TwinLine-G cabinets						
Vertical partitions, sheet steel	3	00	1	ZX810	2CPX010675R9999	
Not arc-resistant, sheathing against the next module, distribution board panel, meter panel; partition is riveted to the WR/EDF profile; the partition is prepared for the fixing position 0*	4	0	1	ZX811	2CPX010676R9999	
	5	1	1	ZX812	2CPX010677R9999	
	6	2	1	ZX813	2CPX010678R9999	
	7	3	1	ZX814	2CPX010679R9999	
	8	4	1	ZX815	2CPX010680R9999	
	9	5	1	ZX816	2CPX010681R9999	
	12	8	1	ZX817	2CPX010682R9999	
For TwinLine-L cabinets						
Vertical partitions, sheet steel	3	00	1	ZX820	2CPX010683R9999	
Not arc-resistant, sheathing against the next module, distribution board panel, meter panel; partition is riveted to the WR/EDF profile; the partition is prepared for the fixing position 0*	4	0	1	ZX821	2CPX010684R9999	
	5	1	1	ZX822	2CPX010685R9999	
	6	2	1	ZX823	2CPX010686R9999	
	7	3	1	ZX824	2CPX010687R9999	
	8	4	1	ZX825	2CPX010688R9999	
	9	5	1	ZX826	2CPX010689R9999	
	12	8	1	ZX827	2CPX010690R9999	
For TwinLine-W cabinets						
Vertical partitions, sheet steel	3	00	1	ZX830	2CPX010691R9999	
Not arc-resistant, sheathing against the next module, distribution board panel, meter panel; partition is riveted to the WR/EDF profile; the partition is prepared for the fixing position 0*	4	0	1	ZX831	2CPX010692R9999	
	5	1	1	ZX832	2CPX010693R9999	
	6	2	1	ZX833	2CPX010694R9999	
	7	3	1	ZX834	2CPX010695R9999	
	8	4	1	ZX835	2CPX010696R9999	
	9	5	1	ZX836	2CPX010697R9999	
	12	8	1	ZX837	2CPX010698R9999	



ZX840

Article	Width		Pieces	Type	Ord. no.	Price
	PW	mm				
For TwinLine-G, TwinLine-L and TwinLine-W-cabinets						
Horizontal partitions, sheet steel	1	250	1	ZX840	2CPX010699R9999	
Not arc-resistant, sheathing against the next module,	2	500	1	ZX841	2CPX010700R9999	
distribution board panel, meter panel; Using an additional	3	750	1	ZX842	2CPX010701R9999	
holder rail, the partition is screwed onto the WR/EDF profile;						
the partition is prepared for the fixing position 0°						

* See cross sections in the Technical Specifications, chapter TwinLine

Modular distribution panel system CombiLine

Sheet steel partitions for EDF mounting frame



ZX469

Article	Height		Pieces	Type	Ord. no.	Price
	GU	OH				
For U, A, B and HS cabinets						
Vertical partitions, sheet steel	3	00	1	ZX469	2CPX039541R9999	
Not arc-resistant, sheathing against the next module, distribution board panel, meter panel Partition is riveted to the EDF mounting frame	4	0	1	ZX470	2CPX039542R9999	
	5	1	1	ZX471	2CPX039543R9999	
	6	2	1	ZX472	2CPX039544R9999	
	7	3	1	ZX473	2CPX039545R9999	
	8	4	1	ZX474	2CPX039546R9999	
	9	5	1	ZX475	2CPX039547R9999	
	For H cabinets					
Vertical partitions, sheet steel	3	00	1	ZX479	2CPX039549R9999	
Not arc-resistant, sheathing against the next module, distribution board panel against distribution board panel Partition is riveted to the EDF mounting frame	4	0	1	ZX480	2CPX039550R9999	
	5	1	1	ZX481	2CPX039551R9999	
	6	2	1	ZX482	2CPX039552R9999	
	7	3	1	ZX483	2CPX039553R9999	
	8	4	1	ZX484	2CPX039554R9999	
	9	5	1	ZX485	2CPX039555R9999	

7



ZX502

Article	Width		Pieces	Type	Ord. no.	Price
	PW	mm				
For U, A, B, HS And FS cabinets						
Horizontal sheet steel partitions Not arc-resistant, when used together with the EDF mounting frame, it is inserted between the cover holders	1	250	1	ZX502	2CPX039567R9999	
	2	500	1	ZX503	2CPX039568R9999	
For H cabinets						
Horizontal sheet steel partitions Not arc-resistant, when used together with the EDF mounting frame, it is inserted between the cover holders	1	250	1	ZX497	2CPX039563R9999	
	2	500	1	ZX498	2CPX039564R9999	

Modular distribution panel system CombiLine

Sheet steel partitions for WR mounting frame



RZ151

Article	Height		Depth	Pieces	Type	Ord. no.	Price
	GU	OH	mm				
For TriLine® cabinets							
Vertical partitions, sheet steel	12	8	425	1	RZ151	2CPX046561R9999	
Not arc-resistant,	14	10	425	1	RZ155	2CPX046565R9999	
WR mounting frame against WR mounting frame	12	8	625	1	RZ152	2CPX046562R9999	
Partition is riveted to the WR mounting frame	14	10	625	1	RZ156	2CPX046566R9999	



RZ161

Article	Width		Depth	Pieces	Type	Ord. no.	Price
	PW	mm	mm				
For C series cabinets							
Horizontal sheet steel partitions	1	250	425	1	RZ161	2CPX046571R9999	
Not arc-resistant with additional fastening profile for an assembly to the WR mounting frame	2	500	425	1	RZ162	2CPX046572R9999	
	3	750	425	1	RZ163	2CPX046573R9999	
	1	250	625	1	RZ164	2CPX046574R9999	
	2	500	625	1	RZ165	2CPX046575R9999	
	3	750	625	1	RZ166	2CPX046576R9999	

Modular distribution panel system CombiLine

General accessories



ZX66P4



ED44P10



ED45P10



ED59P10



ED42P10



ED43P10



ED47



ZA1P5



ZA122

Article	Pieces	Type	Ord. no.	Price
Device support connector For the connection of EDF and WR mounting frames	4	ZX66P4	2CPX062562R9999	
	50	ZX66P50	2CPX068614R9999	
Wire holder For routing of wires, installation depth 28.5 mm, to be inserted into the DIN rail from the rear.	10	ED44P10	2CPX062335R9999	
	50	ED44P50	2CPX062308R9999	
	1000	ED44P1000	2CPX062703R9999	
Wire holder For routing of wires or for holding a plastic tube \varnothing 38 mm, installation depth 55 mm, to be inserted into the DIN rail from the rear	10	ED45P10	2CPX062336R9999	
	50	ED45P50	2CPX062310R9999	
	1000	ED45P1000	2CPX062704R9999	
DIN rail adapter For ED44 or ED45. Snap onto the DIN rail from the front	10	ED59P10	2CPX062339R9999	
Console for wire holder ED44 or ED45 To be inserted into the DIN rail from the rear.	10	ED42P10	2CPX062333R9999	
Console for wire holder ED44 or ED45 Snap onto the DIN rail from the front.	10	ED43P10	2CPX062334R9999	
Cover For visual screening of wiring routed in the wire holders ED44 and ED45, 1 m long.	1	ED47	2CPX039309R9999	
Slot covers For 12 space units, break-off type, colour RAL 7035	5	ZA1P5	2CPX062384R9999	
	50	ZA1P50	2CPX062378R9999	
By the metre Colour RAL 7035	1	ZA2	2CPX038231R9999	
	20	ZA2P20	2CPX062379R9999	
Cleaner for covers Spray dispenser, 500 ml	1	ZA122	2CPX038293R9999	

Modular distribution panel system CombiLine

General accessories



ZA8



ZA71



ZA27



ZA73



ZA74



ZA78



ZA79

Article	Pieces	Type	Ord. no.	Price
Labelling strips				
20 mm, self-adhesive, 1 panel wide	1	ZA8	2CPX060200R9999	
	5	ZA8P5	2CPX062598R9999	
	40	ZA8P40		
20 mm, self-adhesive, 2 panel wide	1	ZA9	2CPX060201R9999	
	5	ZA9P5	2CPX062599R9999	
	50	ZA9P50		
20 mm, self-adhesive, 3 panel wide	1	ZA7	2CPX060004R9999	
	5	ZA7P5	2CPX062597R9999	
20 mm, self-adhesive, by the metre	1	ZA10	2CPX038241R9999	
	10	ZA10P10	2CPX062706R9999	
20 mm, self-adhesive with additional transparent film, by the metre	1	ZA11	2CPX038230R9999	
	10	ZA11P10	2CPX062707R9999	
16 mm, self-adhesive, by the metre	1	ZA12	2CPX038242R9999	
	10	ZA12P10	2CPX062708R9999	
Labelling system for busbars				
L1, L2, L3, N, PE, 1 sheet = 120 different stickers	1	ZA71	2CPX038458R9999	
Labelling system				
Self-adhesive, for labelling by hand or by machine, consisting of: 1 sheet with 10 strips	1	ZA27	2CPX038495R9999	
Labelling system				
For distribution board panels up to 6 GU	1	ZA73	2CPX038497R9999	
Labelling system				
For distribution board panels up to 9 GU	1	ZA74	2CPX038498R9999	
Labelling system				
For 8 x 12 SU	1	ZA78	2CPX031569R9999	
Legend for 72 devices SU				
	1	ZA79	2CPX031570R9999	

Modular distribution panel system CombiLine

Connection terminals for Cu busbars



ZK79



ZK81



ZK150



ZK178



ZK87



ZK157



ZK154



ZK156



ZK83



ZK152



ZK891P4



ZK86



ZK302



ZK75

Article	Cu busbars Dimensions in mm	Connection Cross section in mm ²	Pieces	Type	Ord. no.	Price
Connection terminals To snap onto Cu busbars with holding spring	5	1.5 - 16	1	ZK79	2CPX064879R9999	
			4	ZK79P4	2CPX062421R9999	
			5	ZK79P5	2CPX062631R9999	
			50	ZK79P50	2CPX062429R9999	
	5	4 - 35	1	ZK81	2CPX064881R9999	
			4	ZK81P4	2CPX062422R9999	
			5	ZK81P5	2CPX062632R9999	
			50	ZK81P50	2CPX062431R9999	
	5	2.5 - 50	1	ZK150	2CPX064860R9999	
			4	ZK150P4	2CPX062427R9999	
			5	ZK150P5	2CPX062633R9999	
			50	ZK150P50	2CPX062432R9999	
	5	16 - 70	1	ZK178	2CPX064978R9999	
			50	ZK178P50	2CPX062622R9999	
	5	16 - 120	1	ZK157	2CPX064867R9999	
			50	ZK157P50	2CPX062437R9999	
	10	1.5 - 16	1	ZK87	2CPX064887R9999	
			4	ZK87P4	2CPX062424R9999	
			50	ZK87P50	2CPX062430R9999	
	10	16 - 70	1	ZK156	2CPX064866R9999	
			50	ZK156P50	2CPX062438R9999	
	10	16 - 120	1	ZK154	2CPX064864R9999	
			50	ZK154P50	2CPX062435R9999	
Connection terminals with insertion element For an assembly from the front	12 x 5	16 - 95	1	ZK83	2CPX064883R9999	
	12 x 10	16 - 70	4	ZK83P4	2CPX062423R9999	
			5	ZK83P5	2CPX062655R9999	
			50	ZK83P50	2CPX062433R9999	
	30 x 5	50 - 120	1	ZK152	2CPX064862R9999	
Frame terminals to be slid onto the Cu busbars	12 x 5	16 - 150	4	ZK891P4	2CPX062626R9999	
	12 x 10	16 - 150				
	12 x 5	35 - 185	1	ZK86	2CPX064886R9999	
	12 x 10	35 - 120	20	ZK86P20	2CPX062434R9999	
On bar terminal For an assembly to the Cu busbar	5 / 10	10 - 95	1	ZK302	2CPX062645R9999	
			20	ZK302P20	2CPX062648R9999	
	5 / 10	16 - 150	1	ZK303	2CPX062646R9999	
			20	ZK303P20	2CPX062649R9999	
	5 / 10	35 - 240	1	ZK304	2CPX062647R9999	
			20	ZK304P20	2CPX062650R9999	
Phase busbar connection terminal for the connection with insulator cap		25	1	ZK75	2CPX038220R9999	

> For the technical specifications of connection terminals, see Chapter Busbar systems

Modular distribution panel system CombiLine

Assembly table

The innovative assembly table MT 200

This assembly table is specially designed for assembling the CombiLine distribution panel system. Using this assembly table, you may set up between 1 and 6 panel wide WR and EDF frames up to a height of 14 grid units. Particular care has been placed in safety since the frames are safely attached using frame holders from the TwinLine series which are secured by a bolt. A tilting device allows for vertical to horizontal displacement by 90° approximately.

Advantages at a glance:

- Suitable for WR and EDF mounting frames
- For structures up to 6 panels wide
- Usable for heights of up to 14 grid units
- High safety through assembly using frame holders
- Tilting device of up to 90°



Distribution panel system – System parts

DIN rails and accessories



ED1



ED51



ZX21



ZX371



ZK90P2



ZX372P2

Article	To be used for...	Pieces	Type	Ord. no.	Price
DIN rail 35 x 15 mm					
Width rail 1; for the assembly to the mounting frame					
For EDF and WR mounting frame, with special hole grid pattern for wire holder ED44/ED45					
1 panel wide, length 244 mm	M(B)K...12 / M(B)G1...	1	ED1	2CPX039381R9999	
	M(B)G41... / M(B)A160ALA	30	ED1P30	2CPX062319R9999	
2 panel wide, length 494 mm	M(B)U270	1	ED2	2CPX039382R9999	
	M(B)G2... / M(B)G42...	30	ED2P30	2CPX062320R9999	
3 panel wide, length 744 mm	M(B)U370	1	ED3	2CPX039383R9999	
	M(B)G3... / M(B)G43...	30	ED3P30	2CPX062321R9999	
4 panel wide, length 994 mm	–	1	ED4	2CPX039384R9999	
		30	ED4P30		
By the metre,	–	1	ED6	2CPX039386R9999	
length 2000 mm		10	ED6P10	2CPX062705R9999	

DIN rail 35 x 15 mm					
Width rail 2; for the assembly between the mounting frame					
1 panel wide, length 188 mm	M(B)V1... / M(B)K1...	1	ED51	2CPX039251R9999	
	M(B)N1...	30	ED51P30	2CPX062322R9999	
2 panel wide, length 438 mm	M(B)V2... / M(B)K2...	1	ED52	2CPX039252R9999	
	M(B)K...13 / M(B)C2...HS	30	ED52P30	2CPX062323R9999	
	M(B)N2...				
3 panel wide, length 688 mm	M(B)K3...	1	ED53	2CPX039253R9999	
	M(B)C3...HS / M(B)N3...	30	ED53P30	2CPX062324R9999	
4 panel wide, length 938 mm	-	1	ED54	2CPX039254R9999	
DIN rail 35 x 15 mm	M(B)K...14	1	ED74	2CPX042185R9999	
For terminal modules, vertical, length 591 mm, module height 600 mm/4 GU					

DIN rail 35 x 7.5 mm					
For the assembly to the mounting frame					
1 panel wide, length 244 mm	M(B)K1...K	1	ZX21	2CPX039021R9999	
		30	ZX21P30	2CPX062554R9999	
2 panel wide, length 494 mm	M(B)K2...K	1	ZX22	2CPX039022R9999	
		30	ZX22P30	2CPX062555R9999	
DIN rail 35 x 7.5 mm					
For the assembly between the mounting frame					
1 panel wide, length 188 mm	M(B)K1...K	1	ZX371	2CPX068076R9999	
2 panel wide, length 438 mm	-	1	ZX389	2CPX068190R9999	

Insulator					
For DIN rails 35 x 7.5 mm and 35 x 15 mm with fastening material					
	M(B)K...K	2	ZK90P2	2CPX062426R9999	
		100	ZK90P100	2CPX068613R9999	
Mounting bracket					
For ZK90P2					
	M(B)K1...K	2	ZX372P2	2CPX062544R9999	

Schematic diagram of the width rail for the EDF or WR mounting frame

Width rail 1
for the assembly to the mounting frame



Width rail 2
For the assembly between the mounting frame



Distribution panel system – System parts

Width rails for the EDF or WR mounting frame



ZW223



ZW228



ZW233



ZW248



ZK143

Article	Pieces	Type	Ord. no.	Price
Aluminium profile, profile no. 1				
25 x 14 mm, fastening hole Ø 6.2 mm				
Width rail 1; assembly to the mounting frame				
1 panel wide, length 244 mm	1	ZW11	2CPX039411R9999	
2 panel wide, length 494 mm	1	ZW12	2CPX039412R9999	
3 panel wide, length 744 mm	1	ZW13	2CPX039413R9999	
4 panel wide, length 994 mm	1	ZW14	2CPX039414R9999	
Width rail 2; assembly between the mounting frame				
1 panel wide, length 186 mm	1	ZW223	2CPX060323R9999	
2 panel wide, length 436 mm	1	ZW224	2CPX060324R9999	
3 panel wide, length 686 mm	1	ZW225	2CPX060325R9999	
Aluminium profile, profile no. 2				
25 x 20 mm, fastening hole Ø 6.2 mm				
Width rail 1; assembly to the mounting frame				
3 panel wide, length 744 mm	1	ZW216	2CPX060144R9999	
4 panel wide, length 994 mm	1	ZW217	2CPX060145R9999	
Width rail 2; assembly between the mounting frame				
1 panel wide, length 186 mm	1	ZW228	2CPX060328R9999	
2 panel wide, length 436 mm	1	ZW229	2CPX060329R9999	
3 panel wide, length 686 mm	1	ZW230	2CPX060330R9999	
4 panel wide, length 936 mm	1	ZW231	2CPX060331R9999	
Aluminium profile, profile no. 3				
32 x 25 mm, fastening hole Ø 8.2 mm				
Width rail 1; assembly to the mounting frame				
1 panel wide, length 244 mm	1	ZW16	2CPX039416R9999	
2 panel wide, length 494 mm	1	ZW17	2CPX039417R9999	
3 panel wide, length 744 mm	1	ZW18	2CPX039418R9999	
4 panel wide, length 994 mm	1	ZW19	2CPX039419R9999	
Width rail 2; assembly between the mounting frame				
1 panel wide, length 186 mm	1	ZW233	2CPX060333R9999	
2 panel wide, length 436 mm	1	ZW234	2CPX060334R9999	
3 panel wide, length 686 mm	1	ZW235	2CPX060335R9999	
4 panel wide, length 936 mm	1	ZW236	2CPX060336R9999	
> For the mounting frame parts, see page Gleitmuttern und Einlegmuttern siehe Seite 7/102				
Cable fastening rail, profile no. 10				
35 x 19 mm, galvanised sheet steel, fastening hole Ø 6.2 mm				
Width rail 1; assembly to the mounting frame				
1 panel wide, length 244 mm	1	ZW219	2CPX060198R9999	
2 panel wide, length 494 mm	1	ZW220	2CPX060146R9999	
3 panel wide, length 744 mm	1	ZW221	2CPX060147R9999	
4 panel wide, length 994 mm	1	ZW222	2CPX060148R9999	
Width rail 2; assembly between the mounting frame				
1 panel wide, length 186 mm	1	ZW248	2CPX060199R9999	
2 panel wide, length 436 mm	1	ZW249	2CPX060349R9999	
3 panel wide, length 686 mm	1	ZW250	2CPX060350R9999	
4 panel wide, length 936 mm	1	ZW251	2CPX060351R9999	
Cable fastening clamp				
for cable fastening rail, no. 10				
From 22 to 28 mm	10	ZK143P10	2CPX062728R9999	
From 40 to 46 mm	10	ZK144P10	2CPX062729R9999	
From 64 to 70 mm	10	ZK145P10	2CPX062730R9999	

Distribution panel system – System parts

Profile rails and mounting brackets



ZW395



ZW396



ZX343



ZX334



ZW382P4



ZX321LR



ZW389LR



ZX342



ZW349



ZW64

Article	To be used for...	Pieces	Type	Ord. no.	Price
Cross member 3 panel wide* Busbar holder fixed position	M(B)T350(B) / M(B)T351(B) M(B)H350(B) / M(B)H351(B) M(B)R302(B)	1	ZW395	2CPX041136R9999	
Cross member 3 panel wide* Busbar holder position may be changed if necessary	M(B)R303 M(B)S324 M(B)S327	1	ZW396	2CPX041137R9999	
Mounting bracket For the busbar modules S700 and S750 For the EDF and WR mounting frame	M(B)H...50	1	ZX343	2CPX064152R9999	
For cable connection modules To lower DIN rails For the EDF and WR mounting frame	M(B)V...80 M(B)V...81	1	ZX334	2CPX064166R9999	
For the busbar module device 100 mm 2-level adjustment For the EDF and WR mounting frame	M(B)L...52	4	ZW382P4	2CPX062628R9999	
For the busbar module 45° inclined For the EDF and WR mounting frame	M(B)S...28	1	ZX321LR	2CPX064160R9999	
For the busbar modules 40/60 mm When using ZB5/ZX151 For the WR mounting frame	M(B)S...24 M(B)S...27	1	ZW389LR	2CPX062635R9999	
For the busbar holder ZX520 For the WR mounting frame	-	1	ZX342	2CPX062661R9999	
For the busbar module device 185 mm For the WR mounting frame	ML100 - ML300 ML218 - ML33B	1 10	ZW349 ZW349P10	2CPX067951R9999 2CPX062485R9999	
For fastening horizontal profiles to the WR frame with fastening material	WR...8 WR...10	1 40	ZW64 ZW64P40	2CPX039464R9999 2CPX062475R9999	

Distribution panel system – System parts

Deep-mounting bracket for the EDF and WR mounting frame



ZW39P2



ZW59P2



ZW79P2



ZW259P2



ED33P2



ZW60P2



ZW142P2

Article	To be used for...	Pieces	Type	Ord. no.	Price
Deep-mounting bracket*, adjustable range 42 mm The installation depth between the deep-mounting bracket and the cover is 83-125 mm ² For the EDF and WR profile Stepless assembly	M(B)K106 to M(B)K310	2	ZW39P2	2CPX062681R9999	
	M(B)K112 to M(B)U314	100	ZW39P100	2CPX062715R9999	
Deep-mounting bracket*, adjustable range 71 mm The installation depth between the deep-mounting bracket and the cover is 106-153 mm ² For the EDF and WR profile Stepless assembly	M(B)K107 to M(B)K310	2	ZW59P2	2CPX062660R9999	
	M(B)M111 to M(B)M315 M(B)F183 to M(B)F383	100	ZW59P100	2CPX062716R9999	
Deep-mounting bracket*, adjustable range 107 mm The installation depth between the deep-mounting bracket and the cover is 142-190 mm ² For the EDF and WR profile Stepless assembly	M(B)F184 to M(B)F384	2	ZW79P2	2CPX062688R9999	
		100	ZW79P100	2CPX062717R9999	
Deep-mounting bracket*, adjustable range 64 mm The installation depth between the deep-mounting bracket and the cover is 99-147 mm ² For connecting Cu busbars For the EDF and WR profile Stepless assembly	M(B)T250 to M(B)T351	2	ZW259P2	2CPX062679R9999	
Deep-mounting bracket, adjustable range 62 mm The installation depth between the deep-mounting bracket and the cover is 77-139 mm ² For the EDF profile Stepless assembly	Distribution board panels with mounting plate	2	ED33P2	2CPX062305R9999	
		100	ED33P100	2CPX062307R9999	
Deep-mounting bracket, adjustable range 60 mm The installation depth between the deep-mounting bracket and the cover is 119-179 mm ² For the WR profile For depth adjustment in 15 mm steps	Free extension	2	ZW60P2	2CPX062454R9999	
		100	ZW60P100	2CPX062476R9999	
Deep-mounting bracket, adjustable range 88 mm The installation depth between the deep-mounting bracket and the cover is 128-216 mm ² For the WR profile Stepless assembly	M(B)L100 up to M(B)L300	2	ZW142P2	2CPX062463R9999	
	M(B)S131 up to M(B)S331	40	ZW142P40	2CPX062477R9999	

* For deep-mounting bracket use options and dimensions, see page 7/8

*2 When using cover holder ED138 with a height of 52.5 mm

Distribution panel system – System parts

Mounting cross members for busbar modules / universal application



ZW398



ZW253



ZW252



ZW255



ZW256



ZW399



ZW384



ZW403LR



ZX322



ZX333



ZW386



ZW390P2




ZW322

Article	To be used for...	Pieces	Type	Ord. no.	Price
Mounting cross members for busbar modules					
For the busbar modules 40 mm	M(B)S324 / M(B)H350	1	ZW398	2CPX068098R9999	
For busbar modules Devices 40 mm	M(B)T350 / M(B)T351	1	ZW253	2CPX062680R9999	
For the busbar module 60 mm For the busbar holders ZX151 as additional support	M(B)S327	1	ZW252	2CPX062664R9999	
For the busbar module device 60 mm For the busbar holders ZX146 as additional support	M(B)R302(B)	1	ZW255	2CPX064151R9999	
For the busbar module device 60 mm For the busbar holders ZX146 as additional support	M(B)R303(B)	1	ZW256	2CPX062678R9999	
For the busbar module device 60 mm For the busbar holder ZX146 For the EDF and WR mounting frame	M(B)R...H	1	ZW399	2CPX062972R9999	
For the busbar modules 40/60 mm For busbar holder type ZX151 For the EDF mounting frame	M(B)S...24 M(B)S...27	1	ZW384	2CPX062748R9999	
For the busbar module device 60 mm For the busbar holder ZX146, recessed, For the WR mounting frame	M(B)R...03	1	ZW403LR	2CPX062974R9999	
Mounting cross members					
For the busbar holder ZX518					
For the busbar module 45° inclined 1 panel wide	M(B)S128	1	ZX322	2CPX064159R9999	
For the busbar module 45° inclined 2 panel wide	M(B)S228	1	ZX333	2CPX064163R9999	
For the N/PE busbar module For the busbar holder engaged	M(B)N...69	1	ZW386	2CPX062749R9999	
For the N/PE busbar module For additional support	M(B)N274, M(B)N275 M(B)N374, M(B)N375	2	ZW390P2	2CPX062486R9999	
Mounting cross member					
for terminal modules					
195 mm	M(B)K112-114	1	ZW322		
435 mm	M(B)K212-214	1	ZW323		
685 mm	M(B)K312-314	1	ZW324		

Distribution panel system – System parts

Mounting cross members for MCCBs and switch disconnectors



ED160



ED166



ED167



ED162



ED163



ED155



ED173

Article	To be used for...	Pieces	Type	Ord. no.	Price
Mounting cross members MCCB					
Make: ABB, series: Tmax T, Tmax XT including sliding nuts M4					
1 panel wide Tmax T1/XT1, Tmax T2, Tmax T3/XT3 Usable width 199 mm	MA100ALSB - MA250ALSB M(B)A190T	1	ED160	2CPX068773R9999	
2 panel wide Tmax T1/XT1, Tmax T2, Tmax T3/XT3 Usable width 449 mm	M(B)A290T	1	ED260	2CPX062977R9999	
3 panel wide Tmax T1/XT1, Tmax T2, Tmax T3/XT3 Usable width 699 mm	M(B)A390T	1	ED360	2CPX062978R9999	
1 panel wide Tmax XT2 Usable width 199 mm	M(B)A191T	1	ED170	2CPX068388R9999	
2 panel wide Tmax XT2 Usable width 449 mm	M(B)A291T	1	ED270	2CPX068390R9999	
3 panel wide Tmax XT2 Usable width 699 mm	M(B)A391T	1	ED370	2CPX068391R9999	
1 panel wide Tmax XT4 Usable width 199 mm	M(B)A193T	1	ED171	2CPX068389R9999	
1 panel wide Tmax T4, 3 pole	M(B)A192T	1	ED166	2CPX064155R9999	
2 panel wide Tmax T4, 4 pole, Tmax T5, 3 and 4 pole	M(B)A292T	1	ED167	2CPX064156R9999	
Mounting cross member for switch disconnector					
1 panel wide For OT200E03P and OT250E03P	MA200ALAB - MA250ALAB MA250ALA	1	ED162	2CPX068807R9999	
2 panel wide For OT400E03P and OT630E03P	MA400ALAB - MA630ALAB MA630ALA	1	ED163	2CPX068808R9999	
Universal mounting cross member with Fastening screws and captive nuts M4, M5, M6					
(2 pcs. are required per switch) Usable width/depth					
For switch up to 250 A, 1 panel wide 170 mm/135 mm	M(B)A250A	1	ED155	2CPX067963R9999	
For switch up to 630 A, 2 panel wide 420 mm/153 mm	M(B)A630A MA400ALSB - MA630ALSB	1	ED158	2CPX067969R9999	
For switch up to 800 A, 2 panel wide 420 mm/161 mm	M(B)A800A	1	ED173	2CPX067998R9999	

Distribution panel system – System parts

Mounting cross member for disconnectors



ZX31



ZX34



ZW162



ZH235



ZH238



ZW159



ZW160



ZH418



ZX35



ZX297P10

Article	To be used for...	Pieces	Type	Ord. no.	Price
Mounting cross member for disconnectors					
With fastening screws and captive nuts for:					
1/2 disconnector size 00	M(B)T135(B)	1	ZX31	2CPX039031R9999	
1 panel wide	M(B)T136(B) M(B)T137(B)	10	ZX31P10	2CPX062480R9999	
4 disconnectors size 00	M(B)T236(B)	1	ZX34	2CPX039034R9999	
2 panel wide	M(B)T237(B)	10	ZX34P10	2CPX062481R9999	
6 disconnectors size 00	M(B)T336(B)	1	ZW162	2CPX039458R9999	
3 panel wide	M(B)T337(B)				
1 disconnector size 1	M(B)T142(B)	1	ZH235	2CPX039841R9999	
1 panel wide	M(B)T143(B)				
1 disconnector size 2	M(B)T144(B)	1	ZH238	2CPX039837R9999	
1 panel wide	M(B)T145(B)				
2 disconnectors size 1 or size 2	M(B)T242(B)	1	ZW159	2CPX039455R9999	
2 panel wide	M(B)T243(B) M(B)T244(B) M(B)T245(B)				
3 disconnectors size 1 or size 2	M(B)T345(B)	1	ZW160	2CPX039456R9999	
3 panel wide	M(B)T343(B) M(B)T344(B) M(B)T345(B)				
Mounting cross member for disconnectors					
For size 00 disconnectors for an assembly to the DIN rail	-	1	ZH418	2CPX062968R9999	
Mounting cross member for telecommunication devices					
Without fastening screws or captive nuts	1MK...A	1	ZX35	2CPX060638R9999	
Captive nuts					
For cross members and telecommunication devices					
M4	ED160 - ED360 ED170 - ED370 ED171 / ZX35	10	ZX299P10	2CPX060639R9999	
M6	ZX31 / ZX34 / ZW162	10	ZX297P10	2CPX062541R9999	
M8	ZH235 / ZH238 ZW159 / ZW160	10	ZX298P10	2CPX062542R9999	

Distribution panel system – System parts

Mounting plates for recessed and top fitted assemblies



ZW365

Article	To be used for...	Pieces	Type	Ord. no.	Price
Mounting plates for the assembly between the mounting frame					
For recessed mounting with deep-mounting bracket					
H x W					
1 panel wide					
1 GU, 116 x 188 mm	M(B)M111	1	ZW365	2CPX068073R9999	
2 GU, 266 x 188 mm	M(B)M112	1	ZW338	2CPX067938R9999	
3 GU, 416 x 188 mm	M(B)M113	1	ZW341	2CPX067941R9999	
4 GU, 566 x 188 mm	M(B)M114	1	ZW344	2CPX067944R9999	
5 GU, 716 x 188 mm	M(B)M115	1	ZW362	2CPX068070R9999	
2 panel wide					
1 GU, 116 x 438 mm	M(B)M211	1	ZW336	2CPX067936R9999	
2 GU, 266 x 438 mm	M(B)M212	1	ZW339	2CPX067939R9999	
3 GU, 416 x 438 mm	M(B)M213	1	ZW342	2CPX067942R9999	
4 GU, 566 x 438 mm	M(B)M214	1	ZW345	2CPX067945R9999	
5 GU, 716 x 438 mm	M(B)M215	1	ZW363	2CPX068071R9999	
3 panel wide					
1 GU, 116 x 688 mm	M(B)M311	1	ZW337	2CPX067937R9999	
2 GU, 266 x 688 mm	M(B)M312	1	ZW340	2CPX067940R9999	
3 GU, 416 x 688 mm	M(B)M313	1	ZW343	2CPX067943R9999	
4 GU, 566 x 688 mm	M(B)M314	1	ZW346	2CPX067946R9999	
5 GU, 716 x 688 mm	M(B)M315	1	ZW364	2CPX068072R9999	
Mounting plates					
For the assembly to the mounting frame					
For top fitted assemblies in compact distribution boards without deep-mounting bracket					
1 panel wide	M(B)M112K	1	ZX605	2CPX067776R9999	
2 GU, 266 x 200 mm					
1 panel wide	M(B)M113K	1	ZX606	2CPX067777R9999	
3 GU, 416 x 200 mm					
1 panel wide	M(B)M114K	1	ZX607	2CPX064154R9999	
4 GU, 566 x 200 mm					



ZX605

Distribution panel system – System parts

Mounting frame/meter plates/switchgear cabinet lighting



ZX382



ZX381



ZX379



ZX380



ZX390



ZX24



ZX304



ZX305



ZX574



ZX378P20



ZE220



ZE221

Article	To be used for...	Pieces	Type	Ord. no.	Price
Mounting frame for measurement instruments					
96 x 96 mm					
1 panel wide	M(B)U156	1	ZX382	2CPX068186R9999	
	M(B)U157 M(B)U158	1	ZX381	2CPX068086R9999	
2 panel wide	M(B)U257	1	ZX379	2CPX068084R9999	
3 panel wide	M(B)U357	1	ZX380	2CPX068085R9999	
Mounting frame for switch disconnectors					
make ABB SlimLine					
2 panel wide	M(B)L25	1	ZX390	2CPX068560R9999	
3 panel wide	M(B)L35	1	ZX391	2CPX068561R9999	
Cable protection sleeve					
Set M 20	M(B)V180	1	ZX24	2CPX068538R9999	
Set M 32	M(B)V181, M(B)V281	1	ZX25	2CPX068539R9999	
Set M 40	M(B)V182, M(B)V282	1	ZX26	2CPX068540R9999	
Meter plates for WR profile					
1 panel wide, height 450 mm, For one meter, without top part	M(B)Z160	1	ZX304	2CPX060294R9999	
1 panel wide, height 750 mm, For two meters, without top part	M(B)Z161	1	ZX305	2CPX060295R9999	
Top part for meter plates					
incl. fastening material 1 panel	M(B)Z160 M(B)Z161	1	ZX574	2CPX068781R9999	
Spacer for meter plate					
	M(B)Z160 M(B)Z161	20	ZX378P20	2CPX062547R9999	
Switchgear cabinet lighting					
8 watts	M(B)U270	1	ZE220	2CPX068058R9999	
13 watts	M(B)U370	1	ZE221	2CPX068059R9999	

Distribution panel system – System parts

Busbars by the metre

ZX400

ZX406

ZX403

ZX365

ZX409

ZX362

ZX412

ZX415

Article	Pieces	Type	Ord. no.	Price
Rated current 250 A				
Dimensions 12 x 5 mm				
1 m	1	ZX400	2CPX061400R9999	
2 m	1	ZX401	2CPX061401R9999	
3 m	1	ZX402	2CPX061402R9999	
4 m	1	ZX350	2CPX061350R9999	
Rated current 320 A				
Dimensions 20 x 5 mm				
1 m	1	ZX406	2CPX061406R9999	
2 m	1	ZX407	2CPX061407R9999	
3 m	1	ZX408	2CPX061408R9999	
4 m	1	ZX351	2CPX061351R9999	
Rated current 360 A				
Dimensions 12 x 10 mm				
1 m	1	ZX403	2CPX061403R9999	
2 m	1	ZX404	2CPX061404R9999	
3 m	1	ZX405	2CPX061405R9999	
4 m	1	ZX354	2CPX061354R9999	
Rated current 390 A				
Cu busbars 25 x 5 mm				
1 m	1	ZX365	2CPX061365R9999	
2 m	1	ZX366	2CPX061366R9999	
3 m	1	ZX367	2CPX061367R9999	
4 m	1	ZX352	2CPX061352R9999	
Rated current 440 A				
Cu busbars 30 x 5 mm				
1 m	1	ZX409	2CPX061409R9999	
2 m	1	ZX410	2CPX061410R9999	
3 m	1	ZX411	2CPX061411R9999	
4 m	1	ZX353	2CPX061353R9999	
Rated current 500 A				
Cu busbars 20 x 10 mm				
1 m	1	ZX362	2CPX061362R9999	
2 m	1	ZX363	2CPX061363R9999	
3 m	1	ZX364	2CPX061364R9999	
4 m	1	ZX355	2CPX061355R9999	
Rated current 630 A				
Cu busbars 30 x 10 mm				
1 m	1	ZX412	2CPX061412R9999	
2 m	1	ZX413	2CPX061413R9999	
3 m	1	ZX414	2CPX061414R9999	
4 m	1	ZX356	2CPX061356R9999	
Rated current 850 A				
Cu busbars 40 x 10 mm				
1 m	1	ZX415	2CPX061415R9999	
2 m	1	ZX416	2CPX061416R9999	
3 m	1	ZX417	2CPX061417R9999	
4 m	1	ZX357	2CPX061357R9999	

Distribution panel system – System parts

Busbar holders and accessories




ZX387



ZB5



ZX147



ZX146



ZX172



ZX157



ZX151



ZX158



ZX520



ZX523

Article	To be used for...	Pieces	Type	Ord. no.	Price
Busbar holder 3-pole Busbar centre spacing 40 mm For Cu busbars 12 x 5 mm and 12 x 10 mm	M(B)T...50(B) M(B)T...51(B)	1	ZX387	2CPX068092R9999	
Busbar holder 5-pole Busbar centre spacing 40 mm For Cu busbars 12 x 5 mm, 12 x 10 mm and 20 x 5 mm	M(B)H...50 M(B)S...24	1 10	ZB5 ZB5P10	2CPX038459R9999 2CPX062556R9999	
Busbar holder 1-pole Busbar centre spacing 60 mm For Cu busbars 12 x 5 mm up to 30 x 10 mm For connecting to ZX146	-	1 10	ZX147 ZX147P10	2CPX044011R9999 2CPX062719R9999	
Busbar holder 3-pole Busbar centre spacing 60 mm For Cu busbars 12 x 5 mm up to 30 x 10 mm	M(B)R...02(B) M(B)R...H M(B)R...03	1 10	ZX146 ZX146P10	2CPX044010R9999 2CPX062718R9999	
End cover For busbar holders ZX146 / ZB5	M(B)H...50 M(B)R...02(B) M(B)S...24	1 10	ZX172 ZX172P10	2CPX060232R9999 2CPX062724R9999	
N/PE busbar holders For Cu busbars 12 x 5 mm up to 30 x 5 mm and 12 x 10 mm up to 20 x 10 mm For series connection to ZX151	-	1 10	ZX157 ZX157P10	2CPX044009R9999 2CPX062722R9999	
Busbar holder 3-pole Busbar centre spacing 60 mm For Cu busbars 12 x 5 mm up to 30 x 10 mm	M(B)S...27	1 10	ZX151 ZX151P10	2CPX044006R9999 2CPX062721R9999	
End cover For busbar holder type ZX151	-	1 10	ZX158 ZX158P10	2CPX060208R9999 2CPX062723R9999	
Busbar holder 3-pole Busbar centre spacing 60 mm/100 mm For Cu busbars 30 x 10 mm up to 60 x 10 mm	M(B)L...52(B) M(B)S...31	1 10	ZX520 ZX520P10	2CPX067861R9999 2CPX062552R9999	
Busbar centre spacing 100 mm/185 mm For Cu busbars 30 x 10 mm up to 100 x 10 mm	M(B)L...00(B) ML...B	1 10	ZX522 ZX522P10	2CPX067909R9999 2CPX062553R9999	
Busbar holder 3/4 pole Busbar centre spacing 185 mm For Cu busbars 40 x 10 mm	M(B)L25 M(B)L35	1	ZX523	2CPX068553R9999	

Distribution panel system – System parts

Busbar holders and accessories



ZX518



ZX519



ZX149



ZB19



ZX50

Article	To be used for...	Pieces	Type	Ord. no.	Price
N/PE busbar holders For Cu busbars 12 x 5 mm, 20 x 5 mm 30 x 5 mm	M(B)N...69	1	ZX518	2CPX067805R9999	
	M(B)N...74	10	ZX518P10	2CPX062551R9999	
	M(B)N...75				
	M(B)S...28				
End cover For busbar holders ZX518	M(B)N...74	1	ZX519	2CPX062687R9999	
	M(B)N...75	10	ZX519P10	2CPX062686R9999	
N/PE busbar holders For Cu busbars 12 x 5 mm up to 30 x 10 mm	M(B)N...62	1	ZX149	2CPX044019R9999	
	M(B)N...63	10	ZX149P10	2CPX062720R9999	
Snap-on cover profile For Cu busbars 12 x 5 mm and 12 x 10 mm 1 m long	-	1	ZB19	2CPX038187R9999	
	-	10	ZB19P10	2CPX062709R9999	
Support insulators with spanner flats					
Diameter x Length					
30 x 30 mm, thread, both sides M6	-	1	ZX50	2CPX039050R9999	
Key width: 30 mm		20	ZX50P20	2CPX062725R9999	
30 x 30 mm, thread, both sides M8	-	1	ZX51	2CPX039051R9999	
Key width: 30 mm		20	ZX51P20	2CPX062726R9999	
40 x 40 mm, thread, both sides M10	-	1	ZX52	2CPX039052R9999	
Key width: 40 mm		20	ZX52P20	2CPX062560R9999	
50 x 60 mm, thread, both sides M12	-	1	ZX53	2CPX039053R9999	
Key width: 50 mm		20	ZX53P20	2CPX062559R9999	
40 x 50 mm, thread, one side M12	-	1	ZX54	2CPX039054R9999	
Male thread: M12 x 65 mm		20	ZX54P20	2CPX062727R9999	

Distribution panel system – System parts

Fastening material



ZW62



ZX256P10



ZX230P10

7



ZB61P10



ZW99

Article	Pieces	Type	Ord. no.	Price
Insertion nut for WR profile	1	ZW62	2CPX039462R9999	
Set M 8	50	ZW62P50	2CPX062479R9999	

Insertion nut for profile rails, profile no. 1 and 2				
L x W x D (mm)				
20 x 11 x 4, M5	10	ZX256P10	2CPX062515R9999	
20 x 14 x 4, M5	10	ZX248P10	2CPX062509R9999	
20 x 14 x 4, M6	10	ZX249P10	2CPX062510R9999	
20 x 14 x 4, M8	10	ZX250P10	2CPX062511R9999	

Sliding nut for profile rails, profile no. 1 and 2				
L x W x D (mm)				
20 x 20 x 4, M3	10	ZX226P10	2CPX062494R9999	
20 x 20 x 4, M4	10	ZX227P10	2CPX062495R9999	
20 x 20 x 4, M5	10	ZX228P10	2CPX062496R9999	
20 x 20 x 4, M6	10	ZX229P10	2CPX062497R9999	
20 x 20 x 4, M8	10	ZX230P10	2CPX062498R9999	

Sliding nut for profile rails, for profile no. 3				
L x W x D (mm)				
25 x 25 x 8, M5	10	ZX235P10	2CPX062639R9999	
25 x 25 x 6, M6	10	ZX231P10	2CPX062499R9999	
25 x 25 x 8, M8	10	ZX232P10	2CPX062500R9999	
25 x 25 x 8, M10	10	ZX233P10	2CPX062501R9999	
25 x 25 x 8, M12	10	ZX234P10	2CPX062502R9999	

Spacers, plastic				
For raised or recessed mounting of DIN rails, incl. screws				
10 mm long	10	ZB61P10	2CPX062393R9999	
length: 15 mm	10	ZB62P10	2CPX062394R9999	
length: 20 mm	10	ZB63P10	2CPX062395R9999	
length: 25 mm	10	ZB64P10	2CPX062396R9999	
length: 30 mm	10	ZB65P10	2CPX062397R9999	
length: 40 mm	10	ZB67P10	2CPX062398R9999	
length: 50 mm	10	ZB69P10	2CPX062399R9999	
By the metre, length 1 m	10	ZB70	2CPX038570R9999	

Vibration damper				
For vibration-free installation of mounting plates and devices				
M 6 male thread and M 6 female thread	1	ZW98	2CPX060124R9999	
M10 female thread	1	ZW99	2CPX060125R9999	

Distribution panel system – System parts

Fastening material



ZB21P4



ZB36P20



ZB37P20



ZB22P20



ZB32P4



ZB27P20



ZX273P4



ZX910P10



ZX260P10



ZX263P10



ZX258P10



ZX270P10



ZX283P10

Article	Pieces	Type	Ord. no.	Price
Cross recess pan head screw Pozidriv PZ2, M5 x 8 mm	4	ZB21P4	2CPX062663R9999	
	20	ZB21P20	2CPX068585R9999	
Phillips cross recess pan head screw with slotted hexalobular drive Pozidriv PZ2, M5 x 12 mm	20	ZB36P20	2CPX062390R9999	
Hexalobular socket and slotted pan head screw* M5 x 12 mm / Torx T25	20	ZB37P20	2CPX060202R9999	
Slotted cheese head screw M5 x 20 mm	20	ZB22P20	2CPX068586R9999	
Cross recess pan head screw with slotted hexalobular drive Torx T25 M 4.8 x 9.5 mm	4	ZB32P4	2CPX064149R9999	
	20	ZB32P20	2CPX062651R9999	
	500	ZB32P500	2CPX062652R9999	
M 4.8 x 11.5 mm	20	ZB27P20	2CPX062588R9999	
	500	ZB27P500	2CPX062689R9999	
M 4.8 x 32 mm	4	ZX273P4	2CPX064153R9999	
Hexalobular socket pan head screw* M6 x 20 mm / Torx T30	10	ZX910P10	2CPX060203R9999	
M6 x 30 mm / Torx T30	10	ZX912P10	2CPX060204R9999	
M6 x 45 mm / Torx T30	10	ZX915P10	2CPX060205R9999	
Hexagon socket head cap screw M 5 x 10 mm	10	ZX260P10	2CPX062517R9999	
M6 x 20 mm	10	ZX261P10	2CPX062518R9999	
M6 x 30 mm	20	ZX257P20	2CPX068588R9999	
M6 x 45 mm	20	ZX259P20	2CPX068589R9999	
Hexagon socket head cap screw M8 x 16 mm	10	ZX263P10	2CPX062520R9999	
M8 x 20 mm	10	ZX264P10	2CPX062521R9999	
M8 x 30 mm	10	ZX265P10	2CPX062522R9999	
Hexagon socket head cap screw and captive spring lock washer M6 x 12 mm	10	ZX258P10	2CPX062516R9999	
Hexagon socket head cap screw, self-tapping For hole-diameter 5.5 mm M6 x 20	10	ZX270P10	2CPX062527R9999	
Washer 6 mm	10	ZX283P10	2CPX060281R9999	

Distribution panel system – System parts

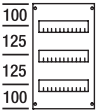
Covers for rail mounting devices, 125 mm DIN rail spacing



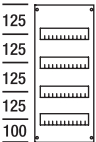
AS11



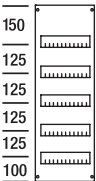
AS12



AS13



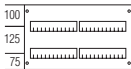
AS14



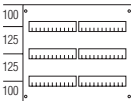
AS15



AS21



AS22

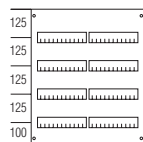


AS23

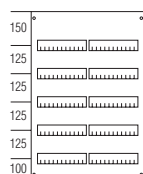
Article	Pieces	Type	Ord. no.	Price
Covers 1 panel wide with 90° press and turn closure				
Height x width				
150 x 250 mm without slot	1	AG11	2CPX062801R9999	
150 x 250 mm with slot	1	AS11	2CPX062802R9999	
300 x 250 mm without slot	1	AG12	2CPX062803R9999	
300 x 250 mm with slot	1	AS12	2CPX062804R9999	
450 x 250 mm without slot	1	AG13	2CPX062805R9999	
450 x 250 mm with slot	1	AS13	2CPX062806R9999	
600 x 250 mm without slot	1	AG14	2CPX062807R9999	
600 x 250 mm with slot	1	AS14	2CPX062808R9999	
750 x 250 mm without slot	1	AG15	2CPX062809R9999	
750 x 250 mm with slot	1	AS15	2CPX062810R9999	
Covers 2 panel wide with 90° press and turn closure				
height x width				
150 x 500 mm without slot	1	AG21	2CPX062811R9999	
150 x 500 mm with slot	1	AS21	2CPX062812R9999	
300 x 500 mm without slot	1	AG22	2CPX062813R9999	
300 x 500 mm with slot	1	AS22	2CPX062814R9999	
450 x 500 mm without slot	1	AG23	2CPX062815R9999	
450 x 500 mm with slot	1	AS23	2CPX062816R9999	

Distribution panel system – System parts

Covers for rail mounting devices, 125 mm DIN rail spacing



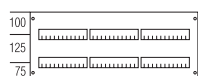
AS24



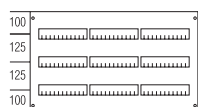
AS25



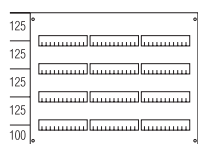
AS31



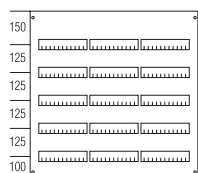
AS32



AS33



AS34



AS35

Article	Pieces	Type	Ord. no.	Price
Covers 2 panel wide with 90° press and turn closure				
Height x width				
600 x 500 mm without slot	1	AG24	2CPX062817R9999	
600 x 500 mm with slot	1	AS24	2CPX062818R9999	
Covers 2 panel wide with 90° press and turn closure				
Height x width				
750 x 500 mm without slot	1	AG25	2CPX062819R9999	
750 x 500 mm with slot	1	AS25	2CPX062820R9999	
Covers 3 panel wide with 90° press and turn closure				
height x width				
150 x 750 mm without slot	1	AG31	2CPX062821R9999	
150 x 750 mm with slot	1	AS31	2CPX062822R9999	
Covers 3 panel wide with 90° press and turn closure				
height x width				
300 x 750 mm without slot	1	AG32	2CPX062823R9999	
300 x 750 mm with slot	1	AS32	2CPX062824R9999	
Covers 3 panel wide with 90° press and turn closure				
height x width				
450 x 750 mm without slot	1	AG33	2CPX062825R9999	
450 x 750 mm with slot	1	AS33	2CPX062826R9999	
Covers 3 panel wide with 90° press and turn closure				
height x width				
600 x 750 mm without slot	1	AG34	2CPX062827R9999	
600 x 750 mm with slot	1	AS34	2CPX062828R9999	
Covers 3 panel wide with 90° press and turn closure				
height x width				
750 x 750 mm without slot	1	AG35	2CPX062829R9999	
750 x 750 mm with slot	1	AS35	2CPX062830R9999	

Distribution panel system – System parts

Covers for rail mounting devices, 150 mm DIN rail spacing



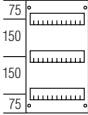
AH1



AS11

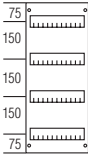


AS212

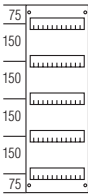


AS213


7



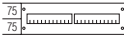
AS214



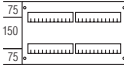
AS215



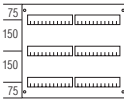
AH2



AS21



AS222

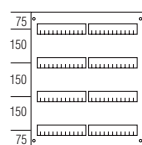


AS223

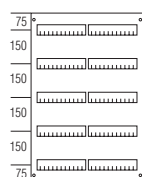
Article	Pieces	Type	Ord. no.	Price
Covers 1 panel wide with 90° press and turn closure				
Height x width				
75 x 250 mm without slot	1	AH1	2CPX070387R9999	
150 x 250 mm without slot	1	AG11	2CPX062801R9999	
150 x 250 mm with slot	1	AS11	2CPX062802R9999	
300 x 250 mm without slot	1	AG212	2CPX062831R9999	
300 x 250 mm with slot	1	AS212	2CPX062832R9999	
450 x 250 mm without slot	1	AG213	2CPX062833R9999	
450 x 250 mm with slot	1	AS213	2CPX062834R9999	
600 x 250 mm without slot	1	AG214	2CPX062835R9999	
600 x 250 mm with slot	1	AS214	2CPX062836R9999	
750 x 250 mm without slot	1	AG215	2CPX062837R9999	
750 x 250 mm with slot	1	AS215	2CPX062838R9999	
Covers 2 panel wide with 90° press and turn closure				
height x width				
75 x 500 mm without slot	1	AH2	2CPX070388R9999	
150 x 500 mm without slot	1	AG21	2CPX062811R9999	
150 x 500 mm with slot	1	AS21	2CPX062812R9999	
300 x 500 mm without slot	1	AG222	2CPX062839R9999	
300 x 500 mm with slot	1	AS222	2CPX062840R9999	
450 x 500 mm without slot	1	AG223	2CPX062841R9999	
450 x 500 mm with slot	1	AS223	2CPX062842R9999	

Distribution panel system – System parts

Covers for rail mounting devices, 150 mm DIN rail spacing



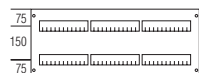
AS224



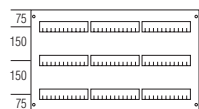
AS225



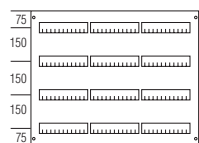
AS31



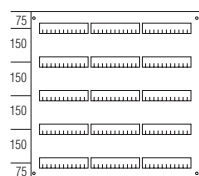
AS232



AS233



AS234



AS235

Article	Pieces	Type	Ord. no.	Price
Covers 2 panel wide with 90° press and turn closure				
Height x width				
600 x 500 mm without slot	1	AG224	2CPX062843R9999	
600 x 500 mm with slot	1	AS224	2CPX062844R9999	
Covers 2 panel wide with 90° press and turn closure				
Height x width				
750 x 500 mm without slot	1	AG225	2CPX062845R9999	
750 x 500 mm with slot	1	AS225	2CPX062846R9999	
Covers 3 panel wide with 90° press and turn closure				
height x width				
150 x 750 mm without slot	1	AG31	2CPX062821R9999	
150 x 750 mm with slot	1	AS31	2CPX062822R9999	
Covers 3 panel wide with 90° press and turn closure				
height x width				
300 x 750 mm without slot	1	AG232	2CPX062847R9999	
300 x 750 mm with slot	1	AS232	2CPX062848R9999	
Covers 3 panel wide with 90° press and turn closure				
height x width				
450 x 750 mm without slot	1	AG233	2CPX062849R9999	
450 x 750 mm with slot	1	AS233	2CPX062850R9999	
Covers 3 panel wide with 90° press and turn closure				
height x width				
600 x 750 mm without slot	1	AG234	2CPX062851R9999	
600 x 750 mm with slot	1	AS234	2CPX062852R9999	
Covers 3 panel wide with 90° press and turn closure				
height x width				
750 x 750 mm without slot	1	AG235	2CPX062853R9999	
750 x 750 mm with slot	1	AS235	2CPX062854R9999	

Distribution panel system – System parts

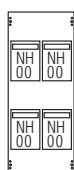
Covers 1 panel wide with cut-out



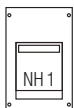
AG71



AG65



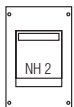
AG73



AG72



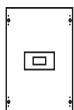
AG173



AG161



AG174



AG200

Article	To be used for...	Pieces	Type	Ord. no.	Price
Covers 1 panel wide with press and turn closure					
Height x width					
300 x 250 mm, with cut-out For 1 fuse switch disconnectors size 00	M(B)T135(B)	1	AG71	2CPX062873R9999	
300 x 250 mm, with cut-out For 2 fuse switch disconnectors size 00	M(B)T136(B)	1	AG65	2CPX062870R9999	
600 x 250 mm, with cut-out For 4 fuse switch disconnectors size 00	M(B)T137(B)	1	AG73	2CPX062875R9999	
450 x 250 mm, with cut-out For 1 fuse switch disconnectors size 1	M(B)T142(B)	1	AG72	2CPX062874R9999	
750 x 250 mm, with cut-out For 2 fuse switch disconnectors size 1	M(B)T143(B)	1	AG173	2CPX062899R9999	
450 x 250 mm, with cut-out For 1 fuse switch disconnectors size 2	M(B)T144(B)	1	AG161	2CPX062887R9999	
750 x 250 mm, with cut-out For 2 fuse switch disconnectors size 2	M(B)T145(B)	1	AG174	2CPX062900R9999	
300 x 250 mm, with cut-out For OT switch OT160M3	MA160ALAB	1	AG200	2CPX062931R9999	
For OT switch OT200E03P, OT250E03P	MA200ALAB MA250ALAB	1	AG201	2CPX062932R9999	

Distribution panel system – System parts

Covers 1 panel wide with cut-out



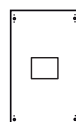
AG205



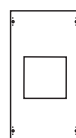
AG196



AG206



AG207



AG1304



AG127



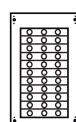
AG175



AG160



AG121



AG131

Article	To be used for...	Pieces	Type	Ord. no.	Price
Covers 1 panel wide with press and turn closure					
Height x width					
300 x 250 mm, with cut-out For MCCB Tmax T1, T2, T3, XT1, XT3	M(B)A190T	1	AG205	2CPX062936R9999	
300 x 250 mm, with cut-out For MCCB Tmax T1	MA100ALSB MA160ALSB	1	AG196	2CPX062927R9999	
For MCCB Tmax T3	MA200ALSB MA250ALSB	1	AG197	2CPX062928R9999	
300 x 250 mm, with cut-out For MCCB Tmax XT2	M(B)A191T	1	AG206	2CPX062855R9999	
450 x 250 mm, with cut-out For MCCB Tmax XT4	M(B)A193T	1	AG207	2CPX062856R9999	
450 x 250 mm, with cut-out For MCCB Tmax T4	M(B)A192T	1	AG1304	2CPX064157R9999	
300 x 250 mm, with cut-out For S700	M(B)H150	1	AG127	2CPX062986R9999	
for S750	M(B)H151	1	AG128	2CPX062989R9999	
150 x 250 mm, with cut-out for flexible conduit connector	M(B)V180 M(B)V181 M(B)V182	1	AG175	2CPX062901R9999	
300 x 250 mm, with cut-out For mounting fuse socket 5 x 3 x D02	M(B)R102(B)	1	AG160	2CPX062886R9999	
300 x 250 mm, with cut-out For mounting fuse socket Space for horizontal devices 134 mm	M(B)R102H	1	AG121	2CPX062969R9999	
450 x 250 mm, with cut-out For mounting fuse socket Space for horizontal devices 295 mm	M(B)R103H	1	AG131	2CPX062970R9999	

Distribution panel system – System parts

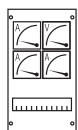
Covers, 1 panel wide with cut-out / with window



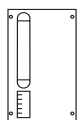
AG132



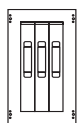
AG164



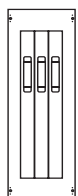
AG165




AG168



AG185



AG188

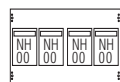


AG12S

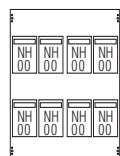
Article	To be used for...	Pieces	Type	Ord. no.	Price
Covers, 1 panel wide, with 90° press and turn closure					
Height x width 150 x 250 mm, with cut-out For measurement instruments, 96 x 96 mm	M(B)U156	1	AG132	2CPX062992R9999	
300 x 250 mm, with cut-out For measurement instruments, 96 x 96 mm	M(B)U157	1	AG164	2CPX062890R9999	
450 x 250 mm, with cut-out For measurement instruments, 96 x 96 mm	M(B)U158	1	AG165	2CPX062891R9999	
450 x 250 mm, with cut-out For switchgear cabinet lighting	-	1	AG168	2CPX062894R9999	
450 x 250 mm, with cut-out For 3 fuse switch disconnectors size 00, ZE59 100 mm busbar centre spacing	ML152B	1	AG185	2CPX062911R9999	
750 x 250 mm, with cut-out For 3 fuse switch disconnectors size 00, ZE55 185 mm busbar centre spacing	ML100B	1	AG188	2CPX062914R9999	
Covers with window					
1 panel wide with press and turn closure					
300 x 250 mm, with window	-	1	AG12S	2CPX062228R9999	
450 x 250 mm, with window	-	1	AG13S	2CPX062230R9999	
600 x 250 mm, with window	-	1	AG14S	2CPX062232R9999	

Distribution panel system – System parts

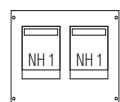
Covers 2 panel wide with cut-out



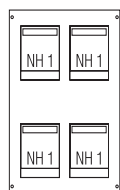
AG75



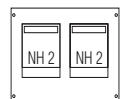
AG79



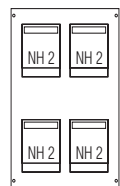
AG82




AG83



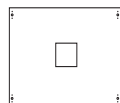
AG92



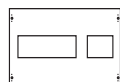
AG66



AG259



AG1404



AG227

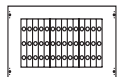
Article	To be used for...	Pieces	Type	Ord. no.	Price
Covers, 2 panel wide, with 90° press and turn closure					
Height x width					
300 x 500 mm, with cut-out For 4 fuse switch disconnectors size 00	M(B)T236(B) M(B)T250(B)	1	AG75	2CPX062876R9999	
600 x 500 mm, with cut-out For 8 fuse switch disconnectors size 00	M(B)T237(B)	1	AG79	2CPX062877R9999	
450 x 500 mm, with cut-out For 2 fuse switch disconnectors size 1	M(B)T242(B) M(B)T251(B)	1	AG82	2CPX062878R9999	
750 x 500 mm, with cut-out For 4 fuse switch disconnectors size 1	M(B)T243(B)	1	AG83	2CPX062879R9999	
450 x 500 mm, with cut-out For 2 fuse switch disconnectors size 2	M(B)T244(B)	1	AG92	2CPX062884R9999	
750 x 500 mm, with cut-out For 4 fuse switch disconnectors size 2	M(B)T245(B)	1	AG66	2CPX062871R9999	
300 x 500 mm, with cut-out For MCCB Tmax T1, T2, T3, XT1, XT3	M(B)A290T	1	AG259	2CPX062979R9999	
450 x 500 mm, with cut-out For MCCB Tmax T4/T5, 3 and 4 pole	M(B)A292T	1	AG1404	2CPX064158R9999	
For MCCB Tmax T5	MA400ALSB MA630ALSB	1	AG198	2CPX062929R9999	
300 x 500 mm, with cut-out For S700	M(B)H250	1	AG227	2CPX062987R9999	
for S750	M(B)H251	1	AG228	2CPX062990R9999	

Distribution panel system – System parts

Covers 2 panel wide with cut-out



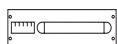
AG176



AG172

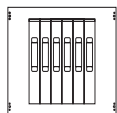


AG162

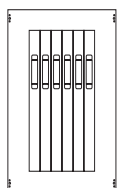


AG166

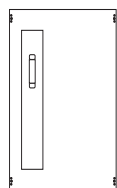
7



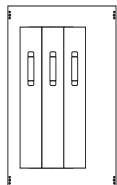
AG186



AG189



AG182

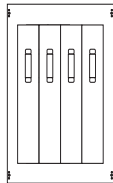


AG181

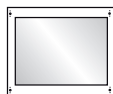
Article	To be used for...	Pieces	Type	Ord. no.	Price
Covers, 2 panel wide, with 90° press and turn closure					
Height x width					
150 x 500 mm, with cut-out for flexible conduit connector	M(B)V281 M(B)V282	1	AG176	2CPX062902R9999	
300 x 500 mm, with cut-out For mounting fuse socket 14 x 3 x D02	M(B)R202(B)	1	AG172	2CPX062898R9999	
150 x 500 mm, with cut-out For measurement instruments, 96 x 96 mm	M(B)U257	1	AG162	2CPX062888R9999	
150 x 500 mm, with cut-out For switchgear cabinet lighting	M(B)U270	1	AG166	2CPX062892R9999	
450 x 500 mm, with cut-out For 6 fuse switch disconnectors size 00, ZE59 100 mm busbar centre spacing	ML252B	1	AG186	2CPX062912R9999	
750 x 500 mm, with cut-out For 6 fuse switch disconnectors size 00, ZE55	ML200B	1	AG189	2CPX062915R9999	
For switch disconnecter fuse, ABB SlimLine XR Cut-out 300 mm, width 185 mm busbar centre spacing	-	1	AG177	2CPX062903R9999	
750 x 500 mm, with cut-out For 1 fuse switch disconnecter sizes 1 to 3, ZE56 - ZE58	-	1	AG182	2CPX062908R9999	
750 x 500 mm, with cut-out For 3 fuse switch disconnecter sizes 1 to 3, ZE56 - ZE58	-	1	AG181	2CPX062907R9999	

Distribution panel system – System parts

Covers, 2 panel wide with cut-out



AG183



AG22S

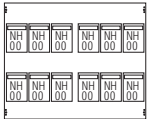
Article	To be used for...	Pieces	Type	Ord. no.	Price
Covers, 2 panel wide, with 90° press and turn closure					
Height x width					
750 x 500 mm, with cut-out	ML21B	1	AG183	2CPX062909R9999	
For 4 fuse switch disconnectors sizes 1-3	ML22B				
ZE56 - ZE58	ML23B				
750 x 500 mm, with cut-out	-	1	AG179	2CPX062905R9999	
For switch disconnector fuse, ABB SlimLine XR					
Cut-out 400 mm, width					
Covers with window, 2 panel wide, with 90° press and turn closure					
300 x 500 mm, with window	-	1	AG22S	2CPX062229R9999	
450 x 500 mm, with window	-	1	AG23S	2CPX062231R9999	
600 x 500 mm, with window	-	1	AG24S	2CPX062233R9999	

Distribution panel system – System parts

Covers 3 panel wide with cut-out



AG84

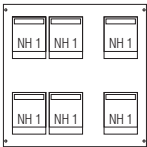


AG85



AG90

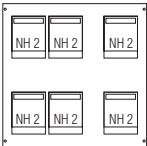
7




AG91



AG93



AG67



AG359

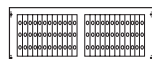


AG327

Article	To be used for...	Pieces	Type	Ord. no.	Price
Covers with cut-out					
3 panel wide with press and turn closure					
Height x width					
300 x 750 mm, with cut-out For 6 fuse switch disconnectors size 00	M(B)T336(B) M(B)T350(B)	1	AG84	2CPX062880R9999	
600 x 750 mm, with cut-out For 12 fuse switch disconnectors size 00	M(B)T337(B)	1	AG85	2CPX062881R9999	
450 x 750 mm, with cut-out For 3 fuse switch disconnectors size 1	M(B)T342B M(B)T351(B)	1	AG90	2CPX062882R9999	
750 x 750 mm, with cut-out For 6 fuse switch disconnectors size 1	M(B)T343(B)	1	AG91	2CPX062883R9999	
450 x 750 mm, with cut-out For 3 fuse switch disconnectors size 2	M(B)T344(B)	1	AG93	2CPX062885R9999	
750 x 750 mm, with cut-out For 6 fuse switch disconnectors size 2	M(B)T345(B)	1	AG67	2CPX062872R9999	
300 x 750 mm, with cut-out For MCCB Tmax T1, T2, T3, XT1, XT3	M(B)A390T	1	AG359	2CPX062980R9999	
300 x 750 mm, with cut-out					
For S700	M(B)H350	1	AG327	2CPX062988R9999	
for S750	M(B)H351	1	AG328	2CPX062991R9999	

Distribution panel system – System parts

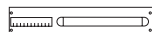
Covers 3 panel wide with cut-out



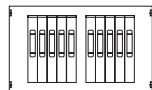
AG321



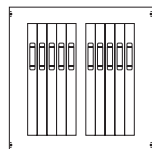
AG163



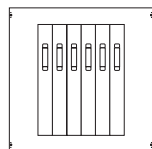
AG167



AG187



AG190



AG184

Article	To be used for...	Pieces	Type	Ord. no.	Price
Covers with cut-out, 3 panel wide					
With 90° press and turn closure					
Height x width					
300 x 750 mm, with cut-out For mounting fuse socket 24 x 3 x D02	M(B)R302(B)	1	AG321	2CPX062971R9999	
150 x 750 mm, with cut-out For measurement instruments, 96 x 96 mm	M(B)U357	1	AG163	2CPX062889R9999	
150 x 750 mm, with cut-out For switchgear cabinet lighting	M(B)U370	1	AG167	2CPX062893R9999	
450 x 750 mm, with cut-out For 10 fuse switch disconnectors, ZE59 100 mm busbar centre spacing	ML352B	1	AG187	2CPX062913R9999	
750 x 750 mm, with cut-out For 10 fuse switch disconnectors, ZE55 185 mm busbar centre spacing	ML300B	1	AG190	2CPX062916R9999	
750 x 750 mm, with cut-out For switch disconnector fuse, ABB SlimLine XR Cut-out 2 x 250 mm width 185 mm busbar centre spacing	-	1	AG178	2CPX062904R9999	
750 x 750 mm, with cut-out For 6 fuse switch disconnectors, ZE56 - ZE58	-	1	AG184	2CPX062910R9999	
750 x 750 mm, with cut-out For switch disconnector fuse, ABB SlimLine XR Cut-out 600 mm, width	-	1	AG180	2CPX062906R9999	

Distribution panel system – System parts

Cover parts



ED137P4



ED138P4



ED139P4



ED135P4



ED110



ED58P10



ED50P12



ED136P4



ED41P4



ZB35P5

Article	To be used for...	Pieces	Type	Ord. no.	Price
Cover holder 45 mm high For fastening on EDF mounting frame profiles, or for fastening a partition. For DIN rails 35 x 7.5 mm use only this cover holder.	M(B)R...03	4	ED137P4	2CPX062600R9999	
		40	ED137P40	2CPX062601R9999	
Cover holder 52.5 mm high For fastening (insert, turn) on EDF or WR mounting frame profiles, or for fastening a partition. For DIN rails 35 x 15 mm use only this cover holder.	All modules	4	ED138P4	2CPX062630R9999	
		12	ED138P12	2CPX062602R9999	
		40	ED138P40	2CPX062603R9999	
		1600	ED138P1600	2CPX062702R9999	
Cover holder 88 mm high For fastening (insert, turn) on EDF or WR mounting frame profiles, or for fastening a partition; Use when installing devices with greater depths or in conjunction with busbar systems		4	ED139P4	2CPX062604R9999	
		40	ED139P40		
Spacer Used to extend the cover holder by 25 mm	M(B)R...03	4	ED135P4	2CPX062610R9999	
		40	ED135P40		
Cover holder (left/right)		1	ED110	2CPX039320R9999	
DIN rail adapter For the cover holder ED138 and ED139 Snap onto the DIN rail from the front.		10	ED58P10	2CPX062338R9999	
90° press and turn closure	All covers	12	ED50P12	2CPX062337R9999	
Screw insert Metric thread. For attaching cover plates made of Macrolon, sheet metal or aluminium onto the standard EDF cover holders.		4	ED136P4	2CPX062611R9999	
90° press and turn closure For attaching cover plates made of Macrolon, sheet metal or aluminium onto the standard cover holders.		4	ED41P4	2CPX062332R9999	
Sealing nipple For retrofitting in standard panel covers (drill 6 mm hole)		5	ZB35P5	2CPX062392R9999	

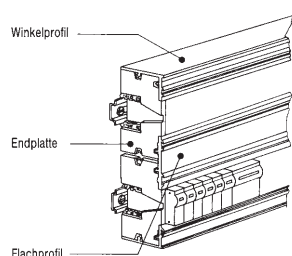
Distribution panel system – System parts

Raising frame/ Terminal safety covers



ED212

Article	To be used for...	Pieces	Type	Ord. no.	Price
Raising frame for covers					
For panels with cover holders 52.5 mm (ED138.), plastic frame					
to advance the cover by 25 or 35 mm					
External dimensions in mm					
1 panel wide					
300 x 250	AG12	1	ED212	2CPX062782R9999	
450 x 250	AG13	1	ED213	2CPX062783R9999	
600 x 250	AG14	1	ED214	2CPX062784R9999	
750 x 250	AG15	1	ED215	2CPX062785R9999	
2 panel wide					
300 x 500	AG22	1	ED222	2CPX062787R9999	
450 x 500	AG23	1	ED223	2CPX062788R9999	
600 x 500	AG24	1	ED224	2CPX062789R9999	
750 x 500	AG25	1	ED225	2CPX062790R9999	
3 panel wide					
300 x 750	AG32	1	ED232	2CPX062792R9999	
450 x 750	AG33	1	ED233	2CPX062793R9999	
600 x 750	AG34	1	ED234	2CPX062794R9999	
750 x 750	AG35	1	ED235	2CPX062795R9999	
Order separately per frame:					
To raise by 25 mm, 1 x ED135P4					
To raise by 35 mm, 1 x ED139P4					
Terminal safety cover					
End plate		1	ZK140	2CPX038140R9999	
For fastening to 35 mm DIN rail		50	ZK140P50	2CPX039363R9999	
Angle profile		1	ZK141	2CPX038141R9999	
For snapping onto end plates, length 1 m					
Flat profile		1	ZK142	2CPX038142R9999	
For snapping onto between 2 end plates, length 1 m					



SIKAB terminal safety cover

Distribution panel system – System parts

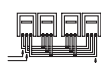
Busbar systems for fuse switch disconnecter modules



ZH55



ZH214



ZH211



ZH311

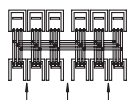
7



ZH216



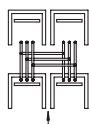
ZH212



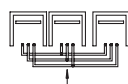
ZH312



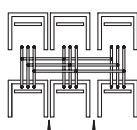
ZH217



ZH218



ZH317



ZH318

Size..	I_n	CU busbar in mm	Con- nec- tion	No. of discon- nectors	Type ...	Pieces	Type	Ord. no.	Price
Busbar systems with feeder cable, 35 mm², length 500 mm									
Size 00	320 A	20 x 5 mm	M8	4	-	1	ZH55	2CPX038559R9999	
Busbar systems without feeder cables									
Size 00	320 A	20 x 5	M8	2	MT136B	1	ZH214	2CPX060443R9999	
Size 00	320 A	20 x 5	M8	4	MT236B	1	ZH211	2CPX060440R9999	
Size 00	320 A	20 x 5	M8	6	MT336B	1	ZH311	2CPX060450R9999	
Size 00	320 A	20 x 5	M8	4	MT137B	1	ZH216	2CPX060445R9999	
Size 00	320 A	20 x 5	M8	4	-	5	ZH216P5	2CPX062418R9999	
Size 00	320 A	20 x 5	M8	8	MT237B	1	ZH212	2CPX060441R9999	
Size 00	320 A	20 x 5	M8	12	MT337B	1	ZH312	2CPX060451R9999	
Sizes 1 and 2	440 A	30 x 5	M10	2	MT242B MT244B	1	ZH217	2CPX060446R9999	
Sizes 1 and 2	630 A	30 x 10	M10	4	MT243B MT245B	1	ZH218	2CPX060447R9999	
Sizes 1 and 2	440 A	30 x 5	M10	3	MT342B MT344B	1	ZH317	2CPX060456R9999	
Sizes 1 and 2	630 A	30 x 10	M10	6	MT343B MT345B	1	ZH318	2CPX060457R9999	

> **Important note:** For a single row of disconnectors use 3 straight or three angled cable lugs, and for a double row of disconnectors, use 3 angled cable lugs for the connection of incoming lines.

Distribution panel system – System parts

Trim covers and insulating plates for fuse switch disconnectors



ZH425



ZH426



ZH427



ZH428



ZH439



ZH440



ZH447



ZH449



ZH442



ZX148



ZH53

Article	To be used for...	Pieces	Type	Ord. no.	Price
Size 00 fuse switch disconnecter					
Single trim cover	MT135B	1	ZH425	2CPX062952R9999	
Double trim cover	MT136B MT137B MT236B MT237B MT250B	1	ZH426	2CPX062953R9999	
Triple trim cover	MT336B MT337B MT350B	1	ZH427	2CPX062954R9999	
Single trim cover, closed	-	1	ZH428	2CPX062955R9999	
Double trim cover, closed	-	1	ZH429	2CPX062956R9999	
Triple trim cover, closed	-	1	ZH430	2CPX062957R9999	
Size 1 fuse switch disconnecter					
Single trim cover	MT...42B MT...43B MT...51B	1	ZH438	2CPX062961R9999	
Double trim cover	-	1	ZH439	2CPX062962R9999	
Single trim cover, closed	-	1	ZH440	2CPX062963R9999	
Size 2 fuse switch disconnecter					
Single trim cover	MT144B	1	ZH447	2CPX039842R9999	
For modules 1 panel wide	MT145B				
Single trim cover	MT344B	1	ZH448	2CPX062965R9999	
For modules 3 panel wide	MT345B				
Double trim cover	MT244B MT245B MT344B MT345B	1	ZH449	2CPX062966R9999	
Single trim cover, closed	-	1	ZH442	2CPX062939R9999	
Insulating plate for unoccupied busbar ends for					
Fuse switch disconnectors					
incl. fastening material					
Size 00	-	1	ZX148	2CPX044018R9999	
1	-	1	ZX128	2CPX039128R9999	
2	-	1	ZX129	2CPX039129R9999	
N/PE rails for fastening behind the cross members for					
Size 00 fuse switch disconnecter	-	1	ZH53	2CPX038557R9999	
Cu 20 x 4 mm, incl. fastening material					
Size 1 fuse switch disconnecter	-	1	ZH54	2CPX038558R9999	
Cu 20 x 4 mm, incl. fastening material					

Distribution panel system – System parts

Fuse switch disconnectors




ZH411



ZH412



ZH431



ZH441

Article	To be used for...	Pieces	Type	Ord. no.	Price
Fuse switch disconnectors for mounting with EDF and WR mounting frames on disconnector cross members					
Size 00 fuse switch disconnector 160 A, with M8 screw connection without trim cover	MT135B MT...36B MT...37B	1	ZH411	2CPX062947R9999	
Size 00 fuse switch disconnector 160 A, with clip terminals up to 50 mm ² without trim cover	-	1	ZH412	2CPX062948R9999	
Size 1 fuse switch disconnector 250 A, with M10 screw connection without trim cover	MT...42B MT...43B	1	ZH431	2CPX062958R9999	
Size 2 fuse switch disconnector 400 A, with M10 screw connection without trim cover	MT...44B MT...45B	1	ZH441	2CPX062964R9999	

Distribution panel system – System parts

Fuse switch disconnectors



ZH414



ZH415



ZH19



ZH413



ZH433

Article	To be used for...	Pieces	Type	Ord. no.	Price
Fuse switch disconnectors for mounting with EDF mounting frames on busbar systems, Cu 12 x 5 mm or Cu 12 x 10 mm, busbar spacing 40 mm					
Size 00 fuse switch disconnecter 160 A, with clip terminals up to 50 mm ² without trim cover	ED...TA	1	ZH414	2CPX062950R9999	
Size 00 fuse switch disconnecter 160 A, with triple terminals up to 10 mm ² without trim cover	-	1	ZH415	2CPX062951R9999	
Size 1 fuse switch disconnecter 250 A, with M10 screw connection with trim cover	-	1	ZH19	2CPX038204R9999	
Fuse switch disconnectors for mounting with WR mounting frames on busbar systems, Cu 12 x 5 mm or Cu 12 x 10 mm, busbar spacing 40 mm					
Size 00 fuse switch disconnecter 160 A, with M8 screw connection without trim cover	MT250B MT350B	1	ZH413	2CPX062949R9999	
Size 1 fuse switch disconnecter 250 A, with M10 screw connection without trim cover	MT251B MT351B	1	ZH433	2CPX062960R9999	

Distribution panel system – System parts

Fuse switch disconnectors



ZE58

Article	To be used for...	Pieces	Type	Ord. no.	Price
Fuse switch disconnectors, busbar centre spacing 185 mm					
Size 00, 160 A, 50 mm width	ML100B	1	ZE55	2CPX061040R9999	
	ML200B				
	ML300B				
Size 1, 250 A, 100 mm width	ML21B	1	ZE56	2CPX061041R9999	
	ML31B				
Size 2, 400 A, 100 mm width	ML22B	1	ZE57	2CPX061042R9999	
	ML32B				
Size 3, 630 A, 100 mm width	ML23B	1	ZE58	2CPX061043R9999	
	ML33B				



ZE59

Fuse switch disconnectors, busbar centre spacing 100 mm					
Size 00, 160 A, 50 mm width	ML...52B	1	ZE59	2CPX061044R9999	



ZE66

1 adapter set for size 00 disconnectors 3 pieces for one disconnector	-	1	ZE66	2CPX061051R9999	
---	---	---	------	-----------------	--




ZK270P3

Claw clamp rail adapter for size 00 disconnectors ZE55 and ZE59 3 pcs. for one rail	-	3	ZK270P3	2CPX062428R9999	
---	---	---	---------	-----------------	--

> **Important note:** If size 00 fuse switches (ZE59) are installed in several adjacent modules, the busbar system must be set back using the adapter set.

Distribution panel system – System parts

Mounting fuse sockets



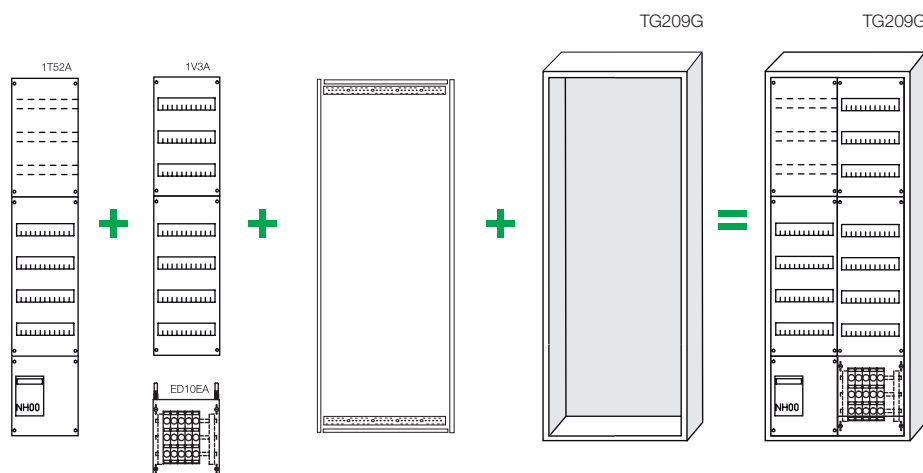
Article	Pieces	Type	Ord. no.	Price
Neozed mounting fuse socket E18, width 26 mm	1	ZE60	2CPX061045R9999	
For push-in guard rings, 3-pole, with covers and labelling strips, with E18 thread, fuses max. 63 A	10	ZE60P10	2CPX062400R9999	
Diazed mounting fuse socket E27, width 42 mm	1	ZE61	2CPX061046R9999	
For push-in guard rings, 3-pole, with covers and labelling strips, with E27 thread, fuses max. 25 A	10	ZE61P10	2CPX062401R9999	
Diazed mounting fuse socket E33, width 56 mm	1	ZE62	2CPX061047R9999	
For push-in guard rings, 3-pole, with covers and labelling strips, with E33 thread, fuses max. 63 A	10	ZE62P10	2CPX062402R9999	
Trim covers instead of mounting fuse sockets	10	ZA4P10	2CPX062374R9999	
Colour similar to RAL 7035 to comply with the touch protection IPXXC Usable width from 16 up to 34 mm				

Distribution panel system with distribution board panels / combination sets

Options for wall-mounting and floor-standing cabinets

Wall-mounting cabinets U, A, B, and W, TwinLine-G, TwinLine-L and TwinLine-W

Example: Configuration with distribution panels/combination sets in TwinLine-G wall-mounting cabinet



Distribution board panel
+ Distribution board panel and combination set
+ EDF installation set
+ empty cabinet
= wall mounted distribution board and combination set

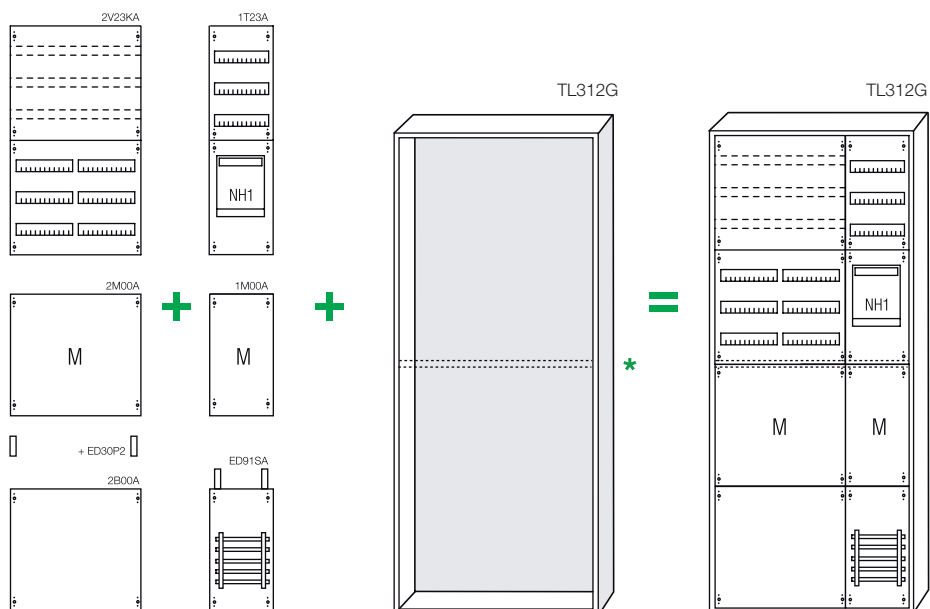
Supply format

EDF installation set, distribution board panels, combination sets (preassembled on EDF profile in the factory) and empty cabinet each supplied as individually packaged units.

7

H, HS floor-standing cabinets and TwinLine G, L, W switchgear cabinets TriLine® / SF fire protection enclosures

Example: Configuration with distribution panels/combination sets in TwinLine-L wall-mounting cabinet



+ Panel connector ED30P2

Distribution board panels
+ combination sets
+ panel connectors
+ empty cabinet
= floor-standing distribution board

Supply format

distribution board panels, combination sets, (preassembled on EDF profile in the factory), panel connectors and empty cabinet each supplied as individually packaged units.

* The EDF mounting frame must not exceed a total height of 1,350 mm (OH 5). This is why, for design reasons, floor-standing cabinets (prepared for EDF mounting frame) come with a centre support rail installed. This centre rail can be repositioned up or down in grid steps of 150 mm.

Distribution panel system with distribution board panels


Equipping of distribution panels



Panels for DIN rail mounting devices

Configuration: DIN rail 35 x 15 mm for device installation and with special square holes for the wiring system. DIN rail spacing 125 mm. Plastic covers. Slots for DIN rail mounting devices according to DIN 43880 for 12 devices (216 mm) per panel width.

- > For wire holders, see page 7/132
- > For slot covers, see page 7/132



Panels for DIN rail mounting terminals

Configuration: DIN rail 35 x 15 mm for DIN rail mounting terminals, with special square holes for the wiring system. DIN rail spacing 125 mm. Plastic covers. Use ZK90P2 insulating pieces in order to fit DIN rails with double insulation. Use the deep-mounting brackets ED33P2 in order to fit the DIN rails in a recessed position.

- > For insulating pieces, see page 7/88
- > For deep-mounting brackets, see page 7/91



Panels with mounting plates

Configuration: ST1203 surface sendzimir-galvanised 2 mm sheet steel mounting plate. The mounting plate is mounted to deep-mounting brackets allowing stepless depth adjustment. Maximum space between the mounting plate and cover is 143 mm (consider cabinet depth), plastic covers.



Panels with mounting cross members for drill-free mounting of devices

Configuration: Per 150 mm one mounting plate is mounted to deep-mounting brackets and its depth is steplessly adjustable. Maximum installation depth between mounting plate and cover is 143 mm (consider cabinet depth), plastic covers.



Panels as touch guard (or for custom assembly)

Configuration: Empty panel without installation parts, plastic covers (closed covers)



Panels for fuse switch disconnectors size 00 (160 A)*

Configuration: Cross member for disconnector mounting, Universal mounting with sliding nuts for adapting to different fastening positions (M6 threads), plastic covers. Covers with cut-outs for fuse switch disconnectors tailored to match trim dimensions (without disconnector)

- > For fuse switch disconnectors, see page 7/118
- > For trim covers, see page 7/117
- > For busbar systems, see page 7/116



Panels for fuse switch disconnectors size 1 (250 A)*

Configuration: Cross member for disconnector mounting, Universal mounting with sliding nuts for adapting to different fastening positions (M8 threads), plastic covers. Covers with cut-outs for fuse switch disconnectors tailored to match trim dimensions (without disconnector)

- > For fuse switch disconnectors, see page 7/118
- > For trim covers, see page 7/117



Panels with busbars

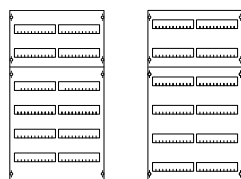
Configuration: 5 pole busbar system Cu 12 x 5 mm, busbar spacing 40 mm, plastic cover (closed covers)

- > For busbar connection terminals, see page 7/86

*Not suitable for fire protection enclosures

Distribution panel system – Distribution panels

DIN rail mounting devices

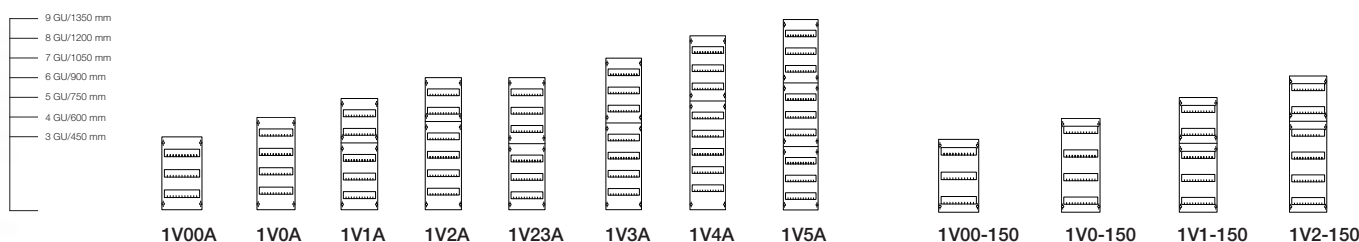


2V2A 2V2-150

- Extension with DIN rails 35 x 15 mm
- Distribution board panels or panel combinations must have the same height (Grid Units) as the cabinets in which they are to be installed.
- In floor-standing or switchgear cabinets, two panels or panel combinations must be installed above one another.
- Without N/PE Quick-terminals
- The EDF profile rails are included in the scope of delivery

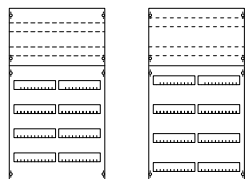
Height			Width			Cover distribution (mm)			Minimum cabinet depth of (mm)			
OH	GU	mm	PW	mm	SU	top	centre	bottom		Type	Ord. no.	Price
125 mm DIN rail spacing												
00	3	450	1	250	36	450	-	-	120	1V00A	2CPX037580R9999	
			2	500	72	450	-	-	120	2V00A	2CPX037581R9999	
0	4	600	1	250	48	600	-	-	120	1V0A	2CPX037591R9999	
			2	500	96	600	-	-	120	2V0A	2CPX037592R9999	
1	5	750	1	250	60	300	-	450	120	1V1A	2CPX037610R9999	
			2	500	120	300	-	450	120	2V1A	2CPX037611R9999	
2	6	900	1	250	72	300	-	600	120	1V2A	2CPX037622R9999	
			2	500	144	300	-	600	120	2V2A	2CPX037623R9999	
2	6	900	1	250	72	450	-	450	120	1V23A	2CPX037634R9999	
			2	500	144	450	-	450	120	2V23A	2CPX037635R9999	
3	7	1050	1	250	84	450	-	600	120	1V3A	2CPX037639R9999	
			2	500	168	450	-	600	120	2V3A	2CPX037640R9999	
4	8	1200	1	250	96	450	-	750	120	1V4A	2CPX037651R9999	
			2	500	192	450	-	750	120	2V4A	2CPX037652R9999	
5	9	1350	1	250	108	450	450	450	120	1V5A	2CPX037665R9999	
			2	500	216	450	450	450	120	2V5A	2CPX037666R9999	
150 mm DIN rail spacing												
00	3	450	1	250	36	450	-	-	120	1V00-150	2CPX077800R9999	
			2	500	72	450	-	-	120	2V00-150	2CPX077801R9999	
0	4	600	1	250	48	600	-	-	120	1V0-150	2CPX077802R9999	
			2	500	96	600	-	-	120	2V0-150	2CPX077803R9999	
1	5	750	1	250	60	300	-	450	120	1V1-150	2CPX077804R9999	
			2	500	120	300	-	450	120	2V1-150	2CPX077805R9999	
2	6	900	1	250	72	300	-	600	120	1V2-150	2CPX077808R9999	
			2	500	144	300	-	600	120	2V2-150	2CPX077809R9999	

> For N/PE Quick-terminals, see page 7/131



Distribution panel system – Distribution panels

DIN rail mounting devices with terminals



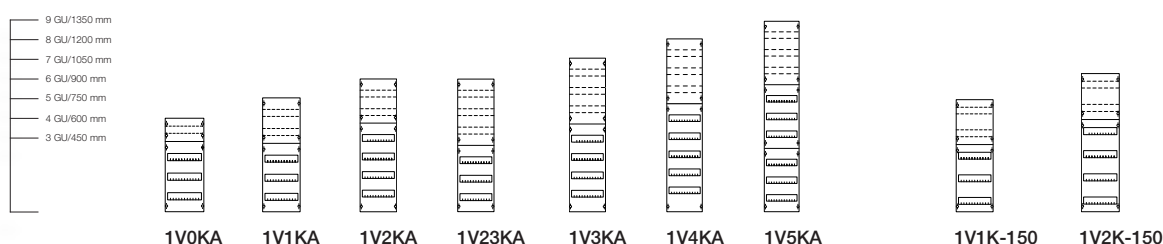
2V2KA

2V2K-150

- DIN rails fixed for terminals using ZK90P2 insulator
- DIN rails for terminals and for rail mounting devices 35 x 15 mm
- Distribution board panels or panel combinations must have the same height (Grid Units) as the cabinets in which they are to be installed.
- In floor-standing or switchgear cabinets, two panels or panel combinations must be installed above one another.
- Without N/PE Quick-terminals
- The EDF profile rails are included in the scope of delivery

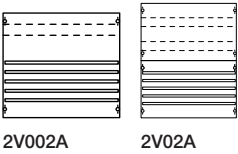
Height			Width			Cover distribution (mm)			Minimum cabinet depth of (mm)			
OH	GU	mm	PW	mm	SU	top	centre	bottom		Type	Ord. no.	Price
125 mm DIN rail spacing												
0	4	600	1	250	48	150	-	450	120	1V0KA	2CPX037593R9999	
			2	500	96	150	-	450	120	2V0KA	2CPX037594R9999	
1	5	750	1	250	60	300	-	450	120	1V1KA	2CPX037612R9999	
			2	500	120	300	-	450	120	2V1KA	2CPX037613R9999	
2	6	900	1	250	72	300	-	600	120	1V2KA	2CPX037624R9999	
			2	500	144	300	-	600	120	2V2KA	2CPX037625R9999	
2	6	900	1	250	72	450	-	450	120	1V23KA	2CPX037637R9999	
			2	500	144	450	-	450	120	2V23KA	2CPX037638R9999	
3	7	1050	1	250	84	450	-	600	120	1V3KA	2CPX037641R9999	
			2	500	168	450	-	600	120	2V3KA	2CPX037642R9999	
4	8	1200	1	250	96	450	-	750	120	1V4KA	2CPX037653R9999	
			2	500	192	450	-	750	120	2V4KA	2CPX037654R9999	
5	9	1350	1	250	108	450	450	450	120	1V5KA	2CPX037667R9999	
			2	500	216	450	450	450	120	2V5KA	2CPX037668R9999	
150 mm DIN rail spacing												
1	5	750	1	250	60	300	-	450	120	1V1K-150	2CPX077806R9999	
			2	500	120	300	-	450	120	2V1K-150	2CPX077807R9999	
2	6	900	1	250	72	300	-	600	120	1V2K-150	2CPX077810R9999	
			2	500	144	300	-	600	120	2V2K-150	2CPX077811R9999	

> For N/PE Quick-terminals, see page 7/131



Distribution panel system – Distribution panels


Busbars 40 mm with terminals and touch guard



- Busbar centre spacing 40 mm
- With 5 pole busbars 12 x 5 mm
- With busbar holder type ZB5
- Rated current (I_n) max. 360 A
- Distribution board panels or panel combinations must have the same height (Grid Units) as the cabinets in which they are to be installed
- In floor-standing or switchgear cabinets, two panels or panel combinations must be installed above one another
- The EDF profile rails are included in the scope of delivery

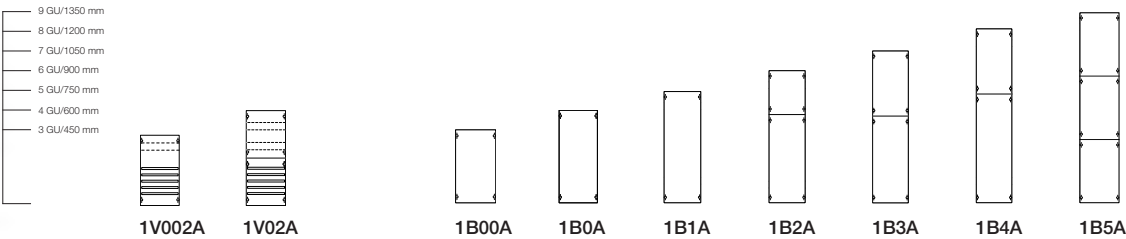
Height			Width			Cover distribution (mm)			Minimum cabinet depth of (mm)	Type	Ord. no.	Price
OH	GU	mm	PW	mm	SU	top	centre	bottom				
00	3	450	1	250	36	450	-	-	120	1V002A	2CPX037590R9999	
			2	500	72	450	-	-	120	2V002A	2CPX037609R9999	
0	4	600	1	250	48	300	-	300	120	1V02A	2CPX037606R9999	
			2	500	96	300	-	300	120	2V02A	2CPX037607R9999	

7



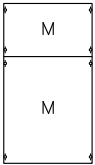
- Distribution board panels or panel combinations must have the same height (Grid Units) as the cabinets in which they are to be installed
- In floor-standing or switchgear cabinets, two panels or panel combinations must be installed above one another
- The EDF profile rails are included in the scope of delivery

00	3	450	1	250	36	450	-	-	120	1B00A	2CPX037585R9999	
			2	500	72	450	-	-	120	2B00A	2CPX037586R9999	
0	4	600	1	250	48	600	-	-	120	1B0A	2CPX037601R9999	
			2	500	96	600	-	-	120	2B0A	2CPX037602R9999	
1	5	750	1	250	60	750	-	-	120	1B1A	2CPX037620R9999	
			2	500	120	750	-	-	120	2B1A	2CPX037621R9999	
2	6	900	1	250	72	300	-	600	120	1B2A	2CPX037632R9999	
			2	500	144	300	-	600	120	2B2A	2CPX037633R9999	
3	7	1050	1	250	84	450	-	600	120	1B3A	2CPX037649R9999	
			2	500	168	450	-	600	120	2B3A	2CPX037650R9999	
4	8	1200	1	250	96	450	-	750	120	1B4A	2CPX037661R9999	
			2	500	192	450	-	750	120	2B4A	2CPX037662R9999	
5	9	1350	1	250	108	450	450	450	120	1B5A	2CPX037675R9999	
			2	500	216	450	450	450	120	2B5A	2CPX037676R9999	



Distribution panel system – Distribution panels


Mounting plates and communications technology



2M2A

- Mounting plates are steplessly depth-adjustable using deep-mounting bracket ZW59P2
- Distribution board panels or panel combinations must have the same height (Grid Units) as the cabinets in which they are to be installed
- In floor-standing or switchgear cabinets, two panels or panel combinations must be installed above one another
- The EDF profile rails are included in the scope of delivery

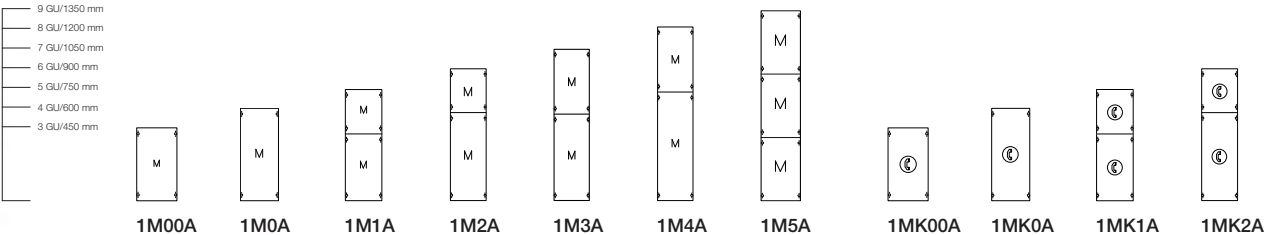
Height			Width			Cover distribution (mm)			Minimum cabinet depth of (mm)	Type	Ord. no.	Price
OH	GU	mm	PW	mm	SU	top	centre	bottom				
00	3	450	1	250	36	450	-	-	120	1M00A	2CPX037582R9999	
			2	500	72	450	-	-	120	2M00A	2CPX037583R9999	
0	4	600	1	250	48	600	-	-	120	1M0A	2CPX037595R9999	
			2	500	96	600	-	-	120	2M0A	2CPX037596R9999	
1	5	750	1	250	60	300	-	450	120	1M1A	2CPX037614R9999	
			2	500	120	300	-	450	120	2M1A	2CPX037615R9999	
2	6	900	1	250	72	300	-	600	120	1M2A	2CPX037626R9999	
			2	500	144	300	-	600	120	2M2A	2CPX037627R9999	
3	7	1050	1	250	84	450	-	600	120	1M3A	2CPX037643R9999	
			2	500	168	450	-	600	120	2M3A	2CPX037644R9999	
4	8	1200	1	250	96	450	-	750	120	1M4A	2CPX037655R9999	
			2	500	192	450	-	750	120	2M4A	2CPX037656R9999	
5	9	1350	1	250	108	450	450	450	120	1M5A	2CPX037669R9999	
			2	500	216	450	450	450	120	2M5A	2CPX037670R9999	



1MK2A

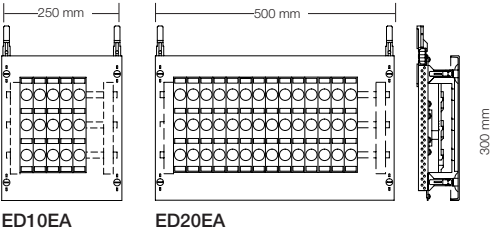
- Mounting cross members are steplessly depth-adjustable using deep-mounting bracket ED33
- For drill-free mounting using M4 captive nuts
- Distribution board panels or panel combinations must have the same height (Grid Units) as the cabinets in which they are to be installed
- In floor-standing or switchgear cabinets, two panels or panel combinations must be installed above one another
- The EDF profile rails are included in the scope of delivery

00	3	450	1	250	36	450	-	-	120	1MK00A	2CPX037179R9999	
0	4	600	1	250	48	600	-	-	120	1MK0A	2CPX037180R9999	
1	5	750	1	250	60	300	-	450	120	1MK1A	2CPX037181R9999	
2	6	900	1	250	72	300	-	600	120	1MK2A	2CPX037182R9999	

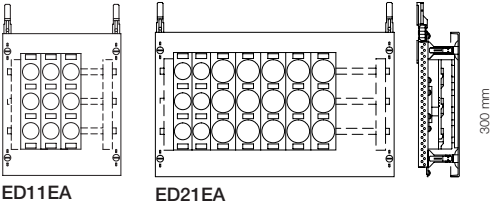


Distribution panel system – Combination sets

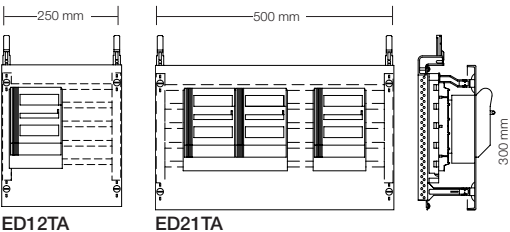
Busbar system 40 / 60 mm for devices



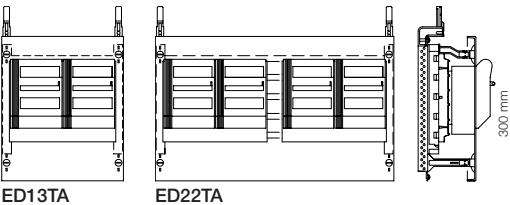
- With 3-pole mounting fuse sockets
- Busbar centre spacing 60 mm
- With 3 pole busbars 12 x 5 mm
- With busbar holder type ZB5
- Rated current (I_n) max. 250 A
- Combination sets can only be used together with distribution board panels



Height		Width			Devices				Type	Ord. no.	Price
OH	GU	mm	PW	mm	SU	Design	Number of	Minimum cabinet depth of (mm)			
0	2	300	1	250	24	D02 (ZE60)	5	200	ED10EA	2CPX037800R9999	
			2	500	48	D02 (ZE60)	14	200	ED20EA	2CPX037804R9999	
0	2	300	1	250	24	Diazed E27 (ZE61)	3	200	ED11EA	2CPX037801R9999	
			2	500	48	Diazed E27 (ZE61) / Diazed E33N (ZE62)	2 / 5	200	ED21EA	2CPX037805R9999	



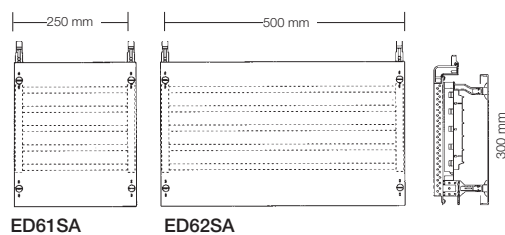
- With 3-pole fuse switch disconnecter
- Busbar centre spacing 40 mm
- With 3 pole busbars 12 x 5 mm
- With busbar holder type ZB5
- Rated current (I_n) max. 360 A
- Combination sets can only be used together with distribution board panels



0	2	300	1	250	24	Size 00 (ZH414)	1	200	ED12TA	2CPX037802R9999	
			2	500	48	Size 00 (ZH414)	3	200	ED21TA	2CPX037806R9999	
0	2	300	1	250	24	Size 00 (ZH414)	2	200	ED13TA	2CPX037803R9999	
			2	500	48	Size 00 (ZH414)	4	200	ED22TA	2CPX037807R9999	

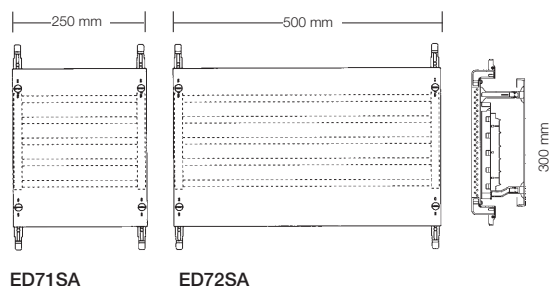
Distribution panel system – Combination sets

Busbar system



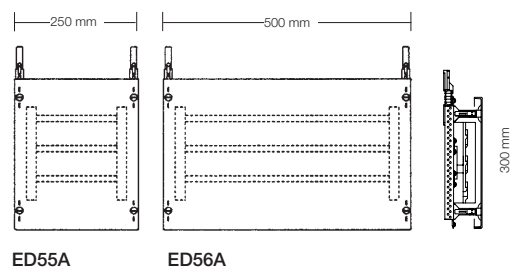
- Busbar centre spacing 40 mm
- With 5 pole busbars 12 x 5 mm
- With busbar holder type ZB5
- Rated current (I_n) max. 360 A
- Combination sets are inserted to the top or bottom of a distribution board panel and attached to the other side of the cabinet

Height			Width		SU	Minimum cabinet depth	Type	Ord. no.	Price
OH	GU	mm	PW	mm					
0	2	300	1	250	24	200	ED61SA	2CPX037810R9999	
			2	500	48	200	ED62SA	2CPX037811R9999	



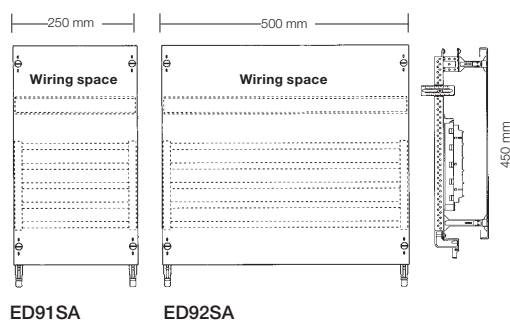
- Busbar centre spacing 40 mm
- With 5 pole busbars 12 x 5 mm
- With busbar holder type ZB5
- Rated current (I_n) max. 360 A
- Combination sets are inserted to the top or bottom of a distribution board panel and thus intended to be inserted in between

0	2	300	1	250	24	200	ED71SA	2CPX037812R9999	
			2	500	48	200	ED72SA	2CPX037813R9999	



- Busbar centre spacing 60 mm
- With 3 pole busbars 12 x 5 mm
- With busbar holder type ZB5
- Rated current (I_n) max. 360 A
- Combination sets are inserted to the top or bottom of a distribution board panel and attached to the other side of the cabinet

0	2	300	1	250	24	200	ED55A	2CPX037808R9999	
			2	500	48	200	ED56A	2CPX037809R9999	

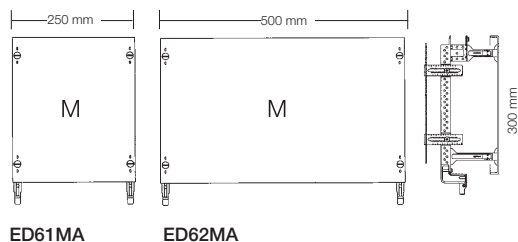


- With additional rail for terminals
- Busbar centre spacing 60 mm
- With 3 pole busbars 12 x 5 mm
- With busbar holder type ZB5
- Rated current (I_n) max. 360 A
- Combination sets are inserted to the top or bottom of a distribution board panel and attached to the other side of the cabinet

0	3	450	1	250	36	200	ED91SA	2CPX037816R9999	
			2	500	72	200	ED92SA	2CPX037817R9999	

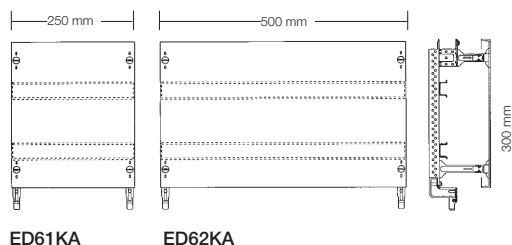
Distribution panel system – Combination sets

Mounting plates, terminals and MCCBs Tmax



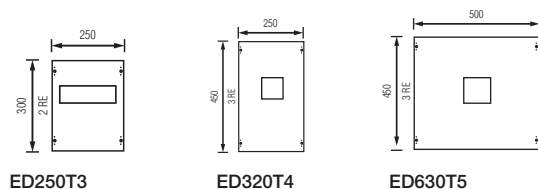
- Mounting plates are steplessly depth-adjustable using deep-mounting bracket ZW59P2
- Combination sets are inserted to the top or bottom of a distribution board panel and attached to the other side of the cabinet
- The installation depth between the deep-mounting bracket and the cover is up to 178 mm

Height			Width			From Cabinet depth	Type	Ord. no.	Price
OH	GU	mm	PW	mm	SU				
0	2	300	1	250	24	200	ED61MA	2CPX037820R9999	
			2	500	48	200	ED62MA	2CPX037821R9999	



- With horizontal DIN rails 35 x 7.5 mm
- DIN rails fixed using ZK90P2 insulator
- Stepped supply formats
- 150 mm DIN rail spacing (adjustment possible, if required)
- For double insulated installations
- Combination sets are inserted to the top or bottom of a distribution board panel and thus intended to be inserted in between

0	2	300	1	250	24	200	ED61KA	2CPX037822R9999	
			2	500	48	200	ED62KA	2CPX037823R9999	
0	3	450	1	250	36	200	ED91KA	2CPX037824R9999	
			2	500	72	200	ED92KA	2CPX037825R9999	



- For MCCBs ABB Tmax
- ED250T3 Tmax T1/XT1, 2 x 3 pole, 1 x 4 pole, Tmax T2, 2 x 3 pole, 1 x 4 pole, Tmax T3/XT3, 1 x 3 pole, 1 x 4 pole, in the compact distribution board only 1 x Tmax T1, lever operated, max. I_n up to 100 A
- ED320T4, Tmax, T4, 3 pole
- ED630T5, Tmax, T4, 4 pole and Tmax, T5, 3 and 4 pole combination sets can only be used together with distribution board panels

0	2	300	1	250	24	200	ED250T3	2CPX037826R9999	
0	3	450	1	250	36	200	ED320T4	2CPX037827R9999	
			2	500	72	200	ED630T5	2CPX037828R9999	

Distribution panel system – Distribution panels / combination sets

General accessories



ED30P2



ED31P2



ED32P2



ZK300



ZK113B



ZK113G



ZK10P10



ZK14



ZK15

Article	Pieces	Type	Ord. no.	Price
Panel connector for EDF profile For any combination of distribution board panels or of EDF profile rails mounting plate panels, up to a maximum height of 9 grid units	2	ED30P2	2CPX062302R9999	
Lowering connector for EDF profile For compensating recessed mounting levels, with busbar or mounting plate panels, up to a maximum height of 9 grid units	2	ED31P2	2CPX062303R9999	
Lowering bracket for EDF profile To compensate the level difference between the front and rear fixing points	2	ED32P2	2CPX062304R9999	

N/PE busbar system for distribution board panels Cu 12 x 5 mm, max. connection 95 mm ²				
1 panel wide	1	ZK300	2CPX038551R9999	
2 panel wide	1	ZK301	2CPX038552R9999	

Article	Number of terminals 1.5 - 4 mm ²	Number of terminals 2.5 - 25 mm ²	External dimensions H x W x D in mm	Pieces	Type	Ord. no.	Price
N Quick-terminals For Quick carrier	5	0	23 x 32 x 21	1	ZK50B	2CPX062750R9999	
	5	1	32 x 32 x 31	1	ZK51B	2CPX062751R9999	
	8	2	32 x 49 x 31	1	ZK82B	2CPX062752R9999	
	11	3	32 x 65 x 31	1	ZK113B	2CPX062753R9999	
	14	4	32 x 82 x 31	1	ZK144B	2CPX062754R9999	
	17	5	32 x 98 x 31	1	ZK175B	2CPX062755R9999	
	20	6	32 x 115 x 31	1	ZK206B	2CPX062756R9999	

PE Quick-terminals For quick carriers	5	1	32 x 32 x 31	1	ZK51G	2CPX062757R9999	
	8	2	32 x 49 x 31	1	ZK82G	2CPX062758R9999	
	11	3	32 x 65 x 31	1	ZK113G	2CPX062759R9999	
	14	4	32 x 82 x 31	1	ZK144G	2CPX062760R9999	
	17	5	32 x 98 x 31	1	ZK175G	2CPX062761R9999	
	20	6	32 x 115 x 31	1	ZK206G	2CPX062762R9999	

Connecting bridges For Quick-terminals	10	ZK10P10	2CPX062763R9999	
--	----	---------	-----------------	--

Quick carrier For distribution board panels Usable width for Quick-terminals 214 mm	1	ZK14	2CPX064983R9999	
--	---	------	-----------------	--

Adapter for ZK50B Engaging the ZK50B N Quick-terminal in the adapter ZK15, leads to ZK50BT to be laterally fastened UK5... , A3 or to the DIN rail	1	ZK15	2CPX064984R9999	
--	---	------	-----------------	--

Distribution panel system – Distribution panels / Combination sets

General accessories



ZX66P4



ED44P10



ED45P10



ED59P10



ED42P10



ED43P10



ED47



ZA1P5



ZA122

Article	Pieces	Type	Ord. no.	Price
Device support connector	4	ZX66P4	2CPX062562R9999	
For the connection of EDF and WR mounting frames	50	ZX66P50	2CPX068614R9999	
Wire holder	10	ED44P10	2CPX062335R9999	
For routing of wires, installation depth 28.5 mm, to be inserted into the DIN rail from the rear.	50	ED44P50	2CPX062308R9999	
	1000	ED44P1000	2CPX062703R9999	
Wire holder	10	ED45P10	2CPX062336R9999	
For routing of wires or for holding a plastic tube Ø 38 mm, installation depth 55 mm, to be inserted into the DIN rail from the rear	50	ED45P50	2CPX062310R9999	
	1000	ED45P1000	2CPX062704R9999	
DIN rail adapter	10	ED59P10	2CPX062339R9999	
For ED44 or ED45. Snap onto the DIN rail from the front				
Console for wire holder ED44 or ED45	10	ED42P10	2CPX062333R9999	
To be inserted into the DIN rail from the rear.				
Console for wire holder ED44 or ED45	10	ED43P10	2CPX062334R9999	
Snap onto the DIN rail from the front.				
Cover	1	ED47	2CPX039309R9999	
For visual screening of wiring routed in the wire holders ED44 and ED45, 1 m long.				
Slot covers	5	ZA1P5	2CPX062384R9999	
For 12 space units, break-off type, colour RAL 7035	50	ZA1P50	2CPX062378R9999	
By the metre	1	ZA2	2CPX038231R9999	
Colour RAL 7035	20	ZA2P20	2CPX062379R9999	
Cleaner for covers	1	ZA122	2CPX038293R9999	
Spray dispenser, 500 ml				

Distribution panel system – Distribution panels / combination sets

General accessories



ZA8



ZA71



ZA27



ZA73



ZA74



ZA78



ZA79

Article	Pieces	Type	Ord. no.	Price
Labelling strips				
20 mm, self-adhesive, 1 panel wide	1	ZA8	2CPX060200R9999	
	5	ZA8P5	2CPX062598R9999	
	40	ZA8P40		
20 mm, self-adhesive, 2 panel wide	1	ZA9	2CPX060201R9999	
	5	ZA9P5	2CPX062599R9999	
	50	ZA9P50		
20 mm, self-adhesive, 3 panel wide	1	ZA7	2CPX060004R9999	
	5	ZA7P5	2CPX062597R9999	
20 mm, self-adhesive, by the metre	1	ZA10	2CPX038241R9999	
	10	ZA10P10	2CPX062706R9999	
20 mm, self-adhesive with additional transparent film, by the metre	1	ZA11	2CPX038230R9999	
	10	ZA11P10	2CPX062707R9999	
16 mm, self-adhesive, by the metre	1	ZA12	2CPX038242R9999	
	10	ZA12P10	2CPX062708R9999	
Labelling system for busbars				
L1, L2, L3, N, PE, 1 sheet = 120 different stickers	1	ZA71	2CPX038458R9999	
Labelling system				
Self-adhesive, for labelling by hand or by machine, consisting of: 1 sheet with 10 strips	1	ZA27	2CPX038495R9999	
Labelling system				
For distribution board panels up to 6 GU	1	ZA73	2CPX038497R9999	
Labelling system				
For distribution board panels up to 9 GU	1	ZA74	2CPX038498R9999	
Labelling system				
For 8 x 12 SU	1	ZA78	2CPX031569R9999	
Legend for 72 devices SU				
	1	ZA79	2CPX031570R9999	

System pro *E* energy
System SMISSLINE TP

8



System SMISSLINE TP

Content

System SMISSLINE TP

A system with many possibilities	8/2
View of the CombiLine	8/6
View of the combination sets	8/7

SMISSLINE TP with CombiLine

Options for assembly in an enclosure	8/8
For horizontal and vertical device arrangement	8/9

SMISSLINE TP with combination sets

Options for assembly in an enclosure	8/10
For horizontal and vertical device arrangement	8/11

System parts

Cable laying grids, DIN rails, fixing brackets	8/12
Cover holders, panel connectors, raising frames	8/13
Plastic cover horizontal	8/14
Plastic cover vertical	8/15

Planning aid

Socket base planning aid SMISSLINE TP	8/16
Socket base calculation with PDC software	8/16
Comparing the starter kit and the socket base in individual parts	8/17
Assignment of CombiLine modules/combination sets	8/18

Applicable standards:
DIN EN 61439-1/-2/-3 (VDE 0660-600-1/-2/-3)

System SMISSLINE TP

A system with many possibilities


SMISSLINE TP protection devices with plug-in technology – the individual approach in switchgear technology

Five modern and similarly designed protection devices are simply plugged into a busbar system and already the power supply and connection work is done. Apart from the enormous time and cost saving, the fast and easy replacement of the devices is a further decisive benefit. The mounting adapter allows other DIN devices to be easily integrated into the system. The system was developed for commercial and industrial switchgear technology. Mounting and wiring times can be significantly reduced thanks to the plug-in system.

Alterations and the expansion of switchgear cabinets and installed components, as well as optimum space utilisation, are easy to realise with the STRIEBEL & JOHN switchgear system, in conjunction with the horizontal or vertical device arrangements. Individual elements, such as the length of the socket base, and the CombiLine and cabinets are perfectly matched. Conventional DIN rail mounting devices, such as the M Compact series can of course also be combined with the SMISSLINE system thanks to the configured STRIEBEL & JOHN parts.

SMISSLINE TP and STRIEBEL & JOHN – the cabinet system at a glance:

- Flexible and modular
- Freedom in concept and arrangement
- Time saving in planning and assembly
- Rapid adaptation during expansion
- Coordinated system components
- SMISSLINE TP combination sets and SMISSLINE TP modules can be combined with other STRIEBEL & JOHN distribution board panels and modules.




> For information on SMISSLINE TP devices, see page 8/5

System SMISSLINE TP

A system with many possibilities



Floor-standing cabinet fitted with modules for SMISSLINE TP devices and for pro M DIN rail mounting devices and for fuse switch disconnectors.



The outgoing wiring is connected directly to the devices. The N and PE terminals are assigned to the devices accordingly. The cable laying grid is used to attach the outgoing cables in a neat and clear way.



Wall-mounting cabinet fitted with modules on an EDF mounting frame including a module for SMISSLINE TP devices with mounting adapter and pro M DIN rail mounting devices.

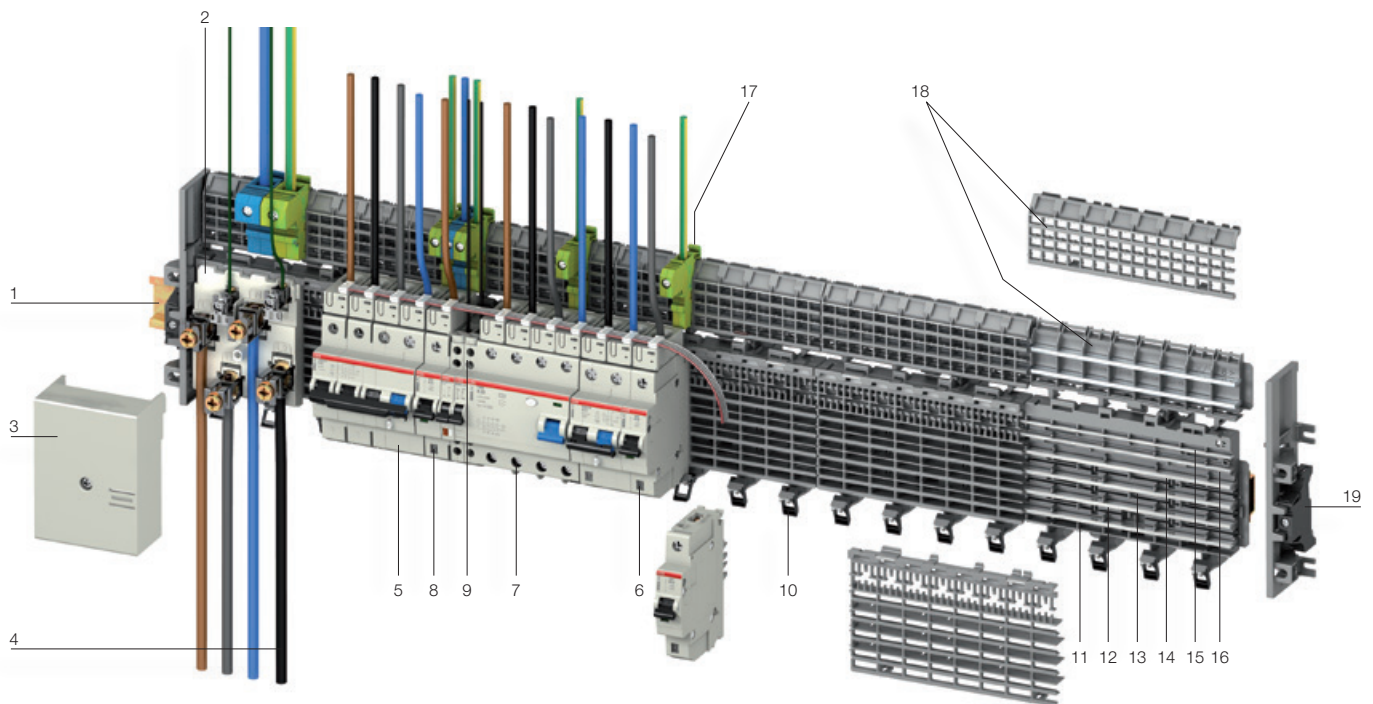
System SMISSLINE TP

Safety

- For load-free plugging and unplugging of devices and components in hot mode – without personal protective equipment against electrical hazards
- Flexible: Speedy replacement, ease of extendibility, mixed-pole configurations possible
- Economic: savings in time and space thanks to the plug technology

- | | | | |
|---|--|----|----------------------|
| 1 | Incoming terminal | 10 | Device lock |
| 2 | Incoming terminal block 100 A rated current max. 160 A
50 mm ² (2 x 25 mm ²) + 2 x 10 mm ² (LA, LB) | 11 | Busbar L3 or DC +, – |
| 3 | Protective cover for incoming terminal block 63 A | 12 | Busbar L2 or DC +, – |
| 4 | Incoming supply | 13 | Busbar L1 or DC +, – |
| 5 | Circuit breaker and residual current device FS403 | 14 | Busbar N |
| 6 | Circuit breaker and residual current device | 15 | Auxiliary busbar LA |
| 7 | Residual current circuit breaker F404 | 16 | Auxiliary busbar LB |
| 8 | Miniature circuit breaker S401 M | 17 | Outgoing terminals |
| 9 | Signal contact | 18 | Additional sockets |
| | | 19 | Socket end piece |

8



System SMISSLINE TP

A system with many possibilities

Miniature circuit breakers (MCB)

Switching capacity 6 kA and 10 kA

1-pole, 2-pole and 3-pole versions from 0.5 A to 63 A rated current. 4-pole MCBs with protected neutral conductor are available as an option. Characteristics B, C, D, K, UC-Z, UC-C; Auxiliary and signal contacts can be snapped on left or right.

Residual current devices (RCDs)

2-pole residual current circuit breakers (RCCB), 25 A and 40 A (10, 30 and 100 mA); 4-pole residual current circuit breakers, 25 A to 63 A (30, 100, 300 and 500 mA); Auxiliary and signal contacts can be snapped on left or right. Short time delayed versions F402K, F404K (no tripping due to capacitive discharge currents); Selective RCCB type S (selective to downstream high sensitivity RCCBs or F402K, F404K).

Residual current operated circuit breakers with overcurrent protection (RCBOs)

Versions from 13 to 32 A with characteristic B and C, 10 or 30 mA. Auxiliary and signal contacts can be snapped on left. Short time delayed versions FS401K (no tripping due to capacitive discharge currents). 4-pole version from 10 A - 32 A in 72 mm width FS403.

Motor protection

High performance manual motor starter MS325 Un 690 V, I_n 0.1 to 25 A. Switching capacity 100/50 kA with phase failure protection; temperature compensation and internal slide-in undervoltage release. Auxiliary and signal contacts can be snapped on left. Adapter for MS 116/MS132.

Surge arrester

The OVR is a 4-pole type II surge arrester. Floating signal contact optionally integrated in the unit. Nominal surge current I_n 15 kA.

Switch disconnecter

SMISSLINE TP switch disconnecter directly pluggable I_n 63 A.

Socket base

Socket base with 6 or 8 space units (108 mm or 144 mm in width) combinable in any configuration. Busbars up to a maximum length of 1979 mm (100 A rated current) optionally L1, L2, L3, N. Auxiliary busbars LA, LB for auxiliary or signal contacts.

Accessories

Mounting adapter for standard DIN devices. Combi module as a complete unit for e.g. a motor starter assembly, where the complete unit is plugged onto the busbar system. Covers for socket base and additional socket base. Busbar insulator, etc.

Incoming feeder for the busbar system

The busbars can optionally be supplied via an incoming terminal block max. 95 mm² / 200 A or directly via a protection device up to 63 A.

System SMISSLINE TP

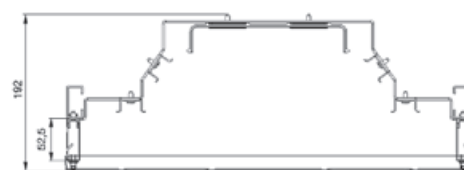
View of the CombiLine modules

Horizontal modules are suitable for mounting on WR or EDF profiles. Minimum cabinet depth 215 mm. The WR or EDF mounting frames must be ordered separately.



Sectional view from above,
example MC203HS


Vertical modules are suitable for mounting in cabinets with a minimum depth of 275 mm. The mounting frame must be ordered separately. Cable laying grid is included for cable fixing. With DIN rail for PE/N disconnection terminals.



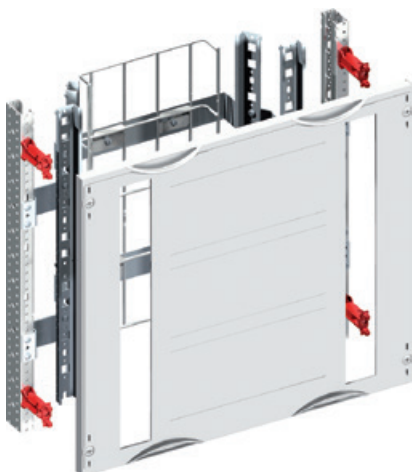

Sectional view from above,
example MC203VS

8

Front view



Front view



System SMISSLINE TP

View of the combination sets

Horizontal combination sets are already mounted to EDF profiles (the same arrangement as a distribution board panel). Suitable for mounting in cabinets with a minimum depth of 215 mm.




Sectional view from above,
example ED203HS





Sectional view from above
example ED203VS

Front view



Front view



Internal configuration with CombiLine modules

Options for assembly in an enclosure

With horizontal device arrangement in conjunction with mounting adapters, it is possible to assemble the DIN rail further back. The busbar systems cannot be connected through from one panel to the next. The DIN rail is mounted to a 2-level bracket (in front upon delivery). The front position is for mounting the socket base to which the SMISSLINE TP devices will directly be mounted. The back position is for mounting the socket bases for devices with universal adapters.

With vertical device arrangement in conjunction with mounting adapters, the standard cover holders have to be replaced by the cover holders ED137P4 with the spacer ED135P4. A cover raising frame is also required, so that there is more space under the cover. Devices using mounting adapters must always be mounted under a separate cover in this way. Modules for a vertical device arrangement have cable laying grids for fastening the cables. The DIN rails are designed to be equipped with the SMISSLINE TP socket base rows; it is also possible to connect the SMISSLINE TP additional sockets (N/PE terminals).

8

Horizontal device arrangement



Vertical device arrangement



Important: We recommend that you plan at least a 150 mm high terminal or wiring space on the cable entry side.

> For cover raising frames, see page 8/13

Internal configuration with CombiLine modules

For horizontal and vertical device arrangement



MC203HS



MC303HS

- SMISSLINE TP modules for horizontal device arrangement
- Extension with DIN rails 35 x 15 mm
- Distance between DIN rails 150 mm
- From 3 panels on the DIN rails are equipped with an additional stabilization rail
- **Important:** The SMISSLINE TP busbar system cannot be connected through from one module to the next.
- Planning aid for SMISSLINE TP socket bases, see page 8/22
- The mounting frame must be ordered separately

Height		Width		Socket base length		EDF ¹	WR ²	From cabinet depth	FLATPACK Unmounted			MOUNTED Installed in the cabinet		
GU	mm	PW	mm	SU					Type	Ord. no.	Price	Type	Ord. no.	Price
2	300	2	500	2 x 22		■	■	215	MBC202HS	2CPX042155R9999		MC202HS	2CPX042132R9999	
	300	3	750	2 x 36		■	■	215	MBC302HS	2CPX042156R9999		MC302HS	2CPX042133R9999	
3	450	2	500	3 x 22		■	■	215	MBC203HS	2CPX042157R9999		MC203HS	2CPX042134R9999	
	450	3	750	3 x 36		■	■	215	MBC303HS	2CPX042158R9999		MC303HS	2CPX042135R9999	
4	600	2	500	4 x 22		■	■	215	MBC204HS	2CPX042159R9999		MC204HS	2CPX042136R9999	
	600	3	750	4 x 36		■	■	215	MBC304HS	2CPX042160R9999		MC304HS	2CPX042137R9999	
5	750	2	500	5 x 22		■	■	215	MBC205HS	2CPX042161R9999		MC205HS	2CPX042138R9999	
	750	3	750	5 x 36		■	■	215	MBC305HS	2CPX042162R9999		MC305HS	2CPX042139R9999	

8



MC103VS



MC203VS



MC305VS

- SMISSLINE TP modules for vertical device arrangement
- Extension with DIN rails 35 x 15 mm
- The DIN rails in the back are designed for standard N (N disconnection terminals) and PE terminals
- A cable laying grid is included for cable fixing
- The DIN rails and cable laying grids are flush with the module
- **Important:** Vertical modules cannot be mounted directly adjacent to horizontal cross members or centre support rails
- Planning aid for SMISSLINE TP socket bases, see page 8/18
- The mounting frame must be ordered separately

3	450	1	250	1 x 22		■	275	MBC103VS	2CPX042163R9999		MC103VS	2CPX042140R9999	
	450	2	500	2 x 22		■	275	MBC203VS	2CPX042164R9999		MC203VS	2CPX042141R9999	
4	600	2	250	1 x 30		■	275	MBC104VS	2CPX042165R9999		MC104VS	2CPX042142R9999	
	600	3	500	2 x 30		■	275	MBC204VS	2CPX042166R9999		MC204VS	2CPX042143R9999	
5	750	2	250	1 x 38		■	275	MBC105VS	2CPX042167R9999		MC105VS	2CPX042144R9999	
	750	3	500	2 x 38		■	275	MBC205VS	2CPX042168R9999		MC205VS	2CPX042145R9999	
	750	3	750	2 x 38		■	275	MBC305VS	2CPX042911R9999		MC305VS	2CPX042910R9999	


¹ Module for EDF mounting frame ² Module for WR mounting frame

SMISLINE TP internal configuration with combination sets

Options for assembly in an enclosure

With horizontal device arrangement in conjunction with mounting adapters, it is possible to assemble the DIN rail further back. The busbar systems cannot be connected through from one panel to the next. The DIN rail is mounted to a 2-level bracket (in front upon delivery). The front position is for mounting the socket base to which the SMISLINE TP devices will directly be mounted. The back position is for mounting the socket bases for devices with universal adapters.

With vertical device arrangement in conjunction with mounting adapters, the standard cover holders have to be replaced by the cover holders ED137P4 with the spacer ED135P4. A cover raising frame is also required, so that there is more space under the cover. Devices using mounting adapters must always be mounted under a separate cover in this way. Modules for a vertical device arrangement have cable laying grids for fastening the cables. The DIN rails are designed to be equipped with the SMISLINE TP socket base rows; it is also possible to connect the SMISLINE TP additional sockets (N/PE terminals).



To join combination sets with one another, one set of panel connectors ED30P2 is required per joint.

Horizontal device arrangement



Vertical device arrangement



Important: We recommend that you plan at least a 150 mm high terminal or wiring space on the cable entry side.

> For cover raising frames, see page 8/13

SMISLINE TP internal configuration with combination sets

For horizontal and vertical device arrangement



ED2SHV



ED3SHV

- Touch guard for horizontal combination sets or panel combinations to be installed on top of each other
- The EDF profile rails are included in the scope of delivery

Height		Width		Socket base length			From cabinet depth	Type	Ord. no.	Price
GU	mm	PW	mm	SU	EDF ^{*1}	WR ^{*2}	mm			
1	150	2	500		■		215	ED2SHV	2CPX061630R9999	
	150	3	750		■		215	ED3SHV	2CPX061635R9999	



ED203HS



ED303HS

- SMISLINE TP combination sets for horizontal device arrangement
- Extension with DIN rails 35 x 15 mm
- Distance between DIN rails **150 mm**
- From 3 panels on the DIN rails are equipped with an additional stabilization rail
- **Important:** The SMISLINE TP socket base rows cannot be connected through from one module to the next.
- Planning aid for SMISLINE TP socket base rows, see page 8/22
- The EDF profile rails are included in the scope of delivery

3	450	2	500	3 x 22	■		215	ED203HS	2CPX066517R9999	
	450	3	750	3 x 36	■		215	ED303HS	2CPX066520R9999	
4	600	2	500	4 x 22	■		215	ED204HS	2CPX066518R9999	
	600	3	750	4 x 36	■		215	ED304HS	2CPX066521R9999	
5	750	2	500	5 x 22	■		215	ED205HS	2CPX066519R9999	
	750	3	750	5 x 36	■		215	ED305HS	2CPX066522R9999	



ED103VS



ED203VS

- SMISLINE TP combination sets for vertical device arrangement
- Extension with DIN rails 35 x 15 mm
- A cable laying grid is included for cable fixing
- The DIN rails and cable laying grids are flush with the module
- **Important:** Vertical modules cannot be mounted directly adjacent to horizontal cross members or centre support rails
- Planning aid for SMISLINE TP socket base rows, see page 8/18
- The EDF profile rails are included in the scope of delivery

3	450	1	250	1 x 22	■		215	ED103VS	2CPX066523R9999	
	450	2	500	2 x 22	■		215	ED203VS	2CPX066526R9999	
4	600	1	250	1 x 30	■		215	ED104VS	2CPX066524R9999	
	600	2	500	2 x 30	■		215	ED204VS	2CPX066527R9999	
5	750	1	250	1 x 38	■		215	ED105VS	2CPX066525R9999	
	750	2	500	2 x 38	■		215	ED205VS	2CPX066528R9999	



ED30P2

Article	Pieces	Type	Ord. no.	Price
Panel connector Used to join combination sets. Maximum size must not exceed 5 (9 GU)	2	ED30P2	2CPX062302R9999	

SMISSLINE TP system parts

Cable laying grids, DIN rails, fixing brackets



ZW430




ZW436



ZW470



ZW257



ZW359



ED73



ED52



ZX399

Article	To be used for ...	PU/pcs.	Type	Ord. no.	Price
Cable laying grids width 100 mm					
Length					
450 mm	M(B)C103VS	1	ZW430	2CPX042170R9999	
600 mm	M(B)C104VS	1	ZW431	2CPX042171R9999	
750 mm	M(B)C105VS	1	ZW432	2CPX042172R9999	
900 mm	-	1	ZW433	2CPX042173R9999	
1050 mm	-	1	ZW434	2CPX042174R9999	
2000 mm	-	1	ZW435	2CPX042175R9999	

Cable laying grids width 200 mm					
Length					
450 mm	M(B)C203VS	1	ZW436	2CPX042176R9999	
600 mm	M(B)C204VS	1	ZW437	2CPX042177R9999	
750 mm	M(B)C205VS	1	ZW438	2CPX042178R9999	
900 mm	-	1	ZW439	2CPX042179R9999	
1050 mm	-	1	ZW440	2CPX042180R9999	
2000 mm	-	1	ZW441	2CPX042181R9999	
3000 mm	-	1	ZW460	2CPX073256R9999	

Cable laying grids width 300 mm					
Length					
3000 mm	-	1	ZW470	2CPX073257R9999	

Mounting brackets for cable laying grids					
For min. cabinet depths of 275 mm					
1 panel wide	M(B)C1...VS	1	ZW257	2CPX042182R9999	
2 panel wide	M(B)C2...VS	1	ZW258	2CPX042183R9999	
3 panel wide	M(B)C3...VS	1	ZW359	2CPX042912R9999	

DIN rails vertical					
For a module height of					
450 mm	M(B)C...03VS	1	ED73	2CPX042184R9999	
600 mm	M(B)C...04VS	1	ED74	2CPX042185R9999	
750 mm	M(B)C...05VS	1	ED75	2CPX042186R9999	

DIN rail, horizontal mounting					
2 panel wide	M(B)C2...HS	1	ED52	2CPX039252R9999	
3 panel wide	M(B)C3...HS	1	ED53	2CPX039253R9999	

Fixing brackets for horizontal DIN rails					
1 set left / right	M(B)C...HS	1	ZX399	2CPX062669R9999	

SMISSLINE TP system parts

Cover holders, panel connectors, raising frames



ED137P4



ED138P12



ED135P4



ED50P12



ED30P2



ED213

Article	PU/pcs.	Type	Ord. no.	Price
Cover holder 45 mm high, required to alter the height of the cover when using mounting adapters in vertical modules	4	ED137P4	2CPX062600R9999	
Cover holder 52.5 mm high	12	ED138P12	2CPX062602R9999	
	40	ED138P40	2CPX062603R9999	
Spacer Used to extend the cover holder by 25 mm	4	ED135P4	2CPX062610R9999	
90° press and turn closure	12	ED50P12	2CPX062337R9999	
Panel connector Used to join distribution panels or combination sets with each other. Maximum total panel size must not exceed OH 5 (9 GU)	2	ED30P2	2CPX062302R9999	
Raising frames for covers 45 mm high, required to alter the height of the cover when using mounting adapters in vertical modules External dimension				
450 x 250 mm	1	ED213	2CPX062783R9999	
600 x 250 mm	1	ED214	2CPX062784R9999	
750 x 250 mm	1	ED215	2CPX062785R9999	
450 x 500 mm	1	ED223	2CPX062788R9999	
600 x 500 mm	1	ED224	2CPX062789R9999	
750 x 500 mm	1	ED225	2CPX062790R9999	
450 x 750 mm	1	ED233	2CPX062793R9999	
600 x 750 mm	1	ED234	2CPX062794R9999	
750 x 750 mm	1	ED235	2CPX062795R9999	


SMISSLINE TP system parts

Plastic cover horizontal



AS22H

Article	To be used for ...	PU/pcs.	Type	Ord. no.	Price
Plastic cover horizontal					
with device slot, 2 panel wide					
300 x 500 mm	M(B)C202HS	1	AS22H	2CPX062764R9999	
450 x 500 mm	M(B)C203HS	1	AS23H	2CPX062765R9999	
600 x 500 mm	M(B)C204HS	1	AS24H	2CPX062766R9999	
750 x 500 mm	M(B)C205HS	1	AS25H	2CPX062767R9999	



AS32H

Plastic cover horizontal					
with device slot, 3 panel wide					
300 x 750 mm	M(B)C302HS	1	AS32H	2CPX062768R9999	
450 x 750 mm	M(B)C303HS	1	AS33H	2CPX062769R9999	
600 x 750 mm	M(B)C304HS	1	AS34H	2CPX062770R9999	
750 x 750 mm	M(B)C305HS	1	AS35H	2CPX062771R9999	

SMISSLINE TP system parts

Plastic cover vertical



AS13V



AS23V




AS35V

Article	To be used for ...	PU/pcs.	Type	Ord. no.	Price
Plastic cover vertical					
with device slot, 1 panel wide					
450 x 250 mm	M(B)C103VS	1	AS13V	2CPX062772R9999	
600 x 250 mm	M(B)C104VS	1	AS14V	2CPX062773R9999	
750 x 250 mm	M(B)C105VS	1	AS15V	2CPX062774R9999	
Plastic cover vertical					
with device slot, 2 panel wide					
450 x 500 mm	M(B)C203VS	1	AS23V	2CPX062775R9999	
600 x 500 mm	M(B)C204VS	1	AS24V	2CPX062776R9999	
750 x 500 mm	M(B)C205VS	1	AS25V	2CPX062777R9999	
Plastic cover vertical					
with device slot, 3 panel wide					
750 x 750 mm	M(B)C305VS	1	AS35V	2CPX062796R9999	

Planning aid SMISSLINE TP socket base

Socket base calculation with Panel Design Configurator



In Panel Design Configurator: SMISSLINE TP Designer


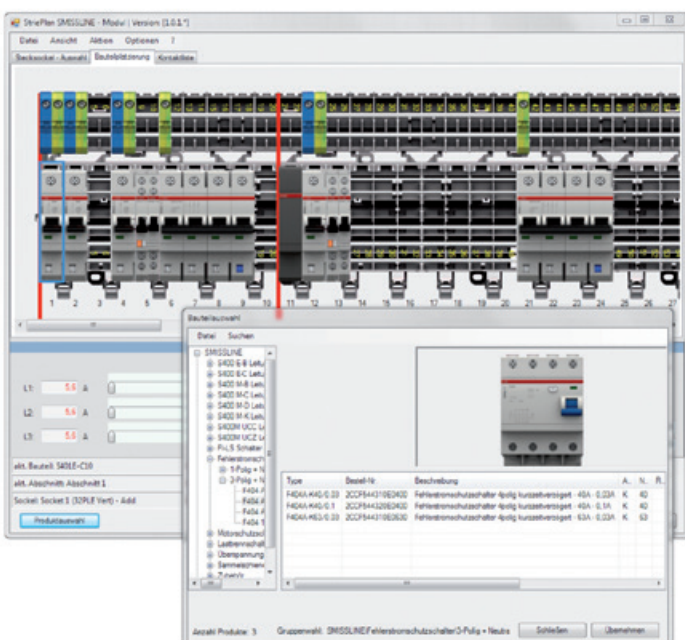
The new SMISSLINE TP Designer is integrated into the base version of the Panel Design Configurator. This ensures that Panel Design Configurator now offers simple project planning and calculation for the SMISSLINE TP socket base system. The SMISSLINE TP Designer allows you to select and configure ABB SMISSLINE TP products in a graphical environment:

Advantages at a glance:

- Full integration in Panel Design Configurator
- Cabinet and module selection in Panel Design Configurator is possible specifically for the SMISSLINE TP socket base
- Components are fitted to the socket base in a graphical environment
- Full range of SMISSLINE TP products for selection
- Configuration of accessories
- Automatic equipping
- Support for positioning the power supply

Information on:

- Incoming and outgoing power
- Checking and display of space units, power and power loss
- Technical specifications for devices including price calculation (in Panel Design Configurator)
- Printing or export (in Panel Design Configurator) of parts lists, construction drawings or tender specifications



Accessories dialogue box

The combination of devices and additional components (such as auxiliary and signal contacts) is fully supported

- Automatic insertion of component combinations
- Automatic component selection for left/right positioning

The completed socket bases are further processed in Panel Design Configurator.


Planning aid SMISSLINE TP socket base

Comparing the starter kit and socket base in individual parts

Solution: socket base starter kit

The socket bases and busbars are already pre-assembled and are available in different lengths. For the assignment of suitable STRIEBEL & JOHN modules to starter kits, see the following pages entitled "SMISSLINE TP socket base planning aid".

The detailed socket base and starter kit solutions are described in the SMISSLINE TP technical catalogue or the low voltage catalogue from ABB-Stotz Kontakt and STRIEBEL & JOHN.



8

Solution: socket base in individual parts

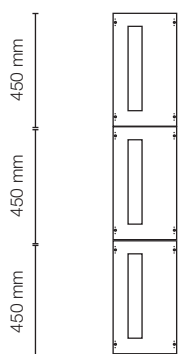
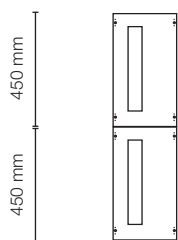
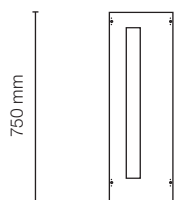
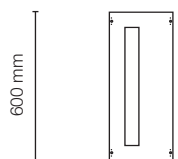
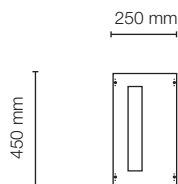
You can assemble the socket bases, busbars and end pieces from the individual parts. Socket bases with 8 space units (144 mm) and 6 space units (144 mm) can be selected and assembled in any number up to 110 SU.

You can order busbars that are 1979 mm long and cut them to the length you require. You can also obtain pre-cut busbars from ABB.



Planning aid SMISSLINE TP socket base

Assignment of CombiLine modules / Combination sets



Modules for cabinets min. cabinet depth 215 mm	Modules for cabinets min. cabinet depth 275 mm		Grid units	Socket base length
Combination set type	CombiLine mounted	CombiLine flatpack	GU	SU
1 x ED103VS	1 x MC103VS	1 x MBC103VS	3 GU	22 SU
1 x ED104VS	1 x MC104VS	1 x MBC104VS	4 GU	30 SU
1 x ED105VS	1 x MC105VS	1 x MBC105VS	5 GU	38 SU
2 x ED103VS	2 x MC103VS	2 x MBC103VS	6 GU	46 SU
3 x ED103VS	3 x MC103VS	3 x MBC103VS	9 GU	72 SU

Planning note

When positioning incoming terminal blocks under cover joints, use the lower terminal blocks ZLS228 or ZLS229.

Vertical modules cannot be mounted directly adjacent to horizontal cross members or centre support rails.

Planning aid SMISSLINE TP socket base

Starter kit or socket base in individual parts

Socket base starter kit			Socket base in individual parts			
Pieces	Type	Article no.	Pieces	Space units	Type	Order no.
1	ZLS905E22-3L	2CCA183102R0001	2	8	ZLS908	2CCA183030R0001
			1	6	ZLS906	2CCA183035R0001
			1		ZLS920 (End part)	2CCA183017R0001
1	ZLS905E22-3LN*	2CCA183103R0001	3 / 4*		ZLS201E22 (Cu bus bar)	2CCF800169R0001
1	ZLS905E30-3L	2CCA183110R0001	3	8	ZLS908	2CCA183030R0001
			1	6	ZLS906	2CCA183035R0001
			1		ZLS920 (End part)	2CCA183017R0001
1	ZLS905E30-3LN*	2CCA183111R0001	3 / 4*		ZLS201E38 (Cu bus bar)	2CCF800173R0001
1	ZLS905E38-3L	2CCA183118R0001	4	8	ZLS908	2CCA183030R0001
			1	6	ZLS906	2CCA183035R0001
			1		ZLS920 (End part)	2CCA183017R0001
1	ZLS905E38-3LN*	2CCA183119R0001	3 / 4*		ZLS201E46 (Cu bus bar)	2CCF800177R0001
1	ZLS905E46-3L	2CCA183126R0001	5	8	ZLS908	2CCA183030R0001
			1	6	ZLS906	2CCA183035R0001
	ZLS905E46-3LN*	2CCA183127R0001	1		ZLS920 (End part)	2CCA183017R0001
1						
1	ZLS905E72-3L	2CCA183152R0001	9	8	ZLS908	2CCA183030R0001
			1		ZLS920 (End part)	2CCA183017R0001
1	ZLS905E72-3LN*	2CCA183153R0001	3 / 4*		ZLS201E72 (Cu bus bar)	2CCF800190R0001

* For version with N (4-pole)

Planning note

Additional starter kit with AB-bus bar on demand.

Planning aid SMISSLINE TP socket base

Assignment of CombiLine modules / Combination sets

		Modules for cabinets min. cabinet depth 215 mm	Modules for cabinets min. cabinet depth 275 mm		Grid units	Socket base length
		Combination set type	CombiLine mounted	CombiLine flatpack	GU	SU
450 mm		1 x ED203VS	1 x MC203VS	1 x MBC203VS	3 GU	2 x 22 SU
		1 x ED204VS	1 x MC204VS	1 x MBC204VS	4 GU	2 x 30 SU
		1 x ED205VS	1 x MC205VS 1 x MC305VS	1 x MBC205VS 1 x MBC305VS	5 GU	2 x 38 SU
8450 mm		2 x ED203VS	2 x MC203VS	2 x MBC203VS	6 GU	2 x 46 SU
		3 x ED203VS	3 x MC203VS	3 x MBC203VS	9 GU	2 x 72 SU

Planning note

When positioning incoming terminal blocks under cover joints, use the lower terminal blocks ZLS228 or ZLS229.

Vertical modules cannot be mounted directly adjacent to horizontal cross members or centre support rails

Planning aid SMISSLINE TP socket base

Starter kit or socket base in individual parts

Socket base starter kit			Socket base in individual parts			
Pieces	Type	Article no.	Pieces	Space units	Type	Order no.
2	ZLS905E22-3L	2CCA183102R0001	4	8	ZLS908	2CCA183030R0001
			2	6	ZLS906	2CCA183035R0001
			2		ZLS920 (End part)	2CCA183017R0001
2	ZLS905E22-3LN*	2CCA183103R0001	6 / 8*		ZLS201E22 (Cu bus bar)	2CCF800165R0001
2	ZLS905E30-3L	2CCA183110R0001	6	8	ZLS908	2CCA183030R0001
			2	6	ZLS906	2CCA183035R0001
			2		ZLS920 (End part)	2CCA183017R0001
2	ZLS905E30-3LN*	2CCA183111R0001	6 / 8*		ZLS201E30 (Cu bus bar)	2CCF800169R0001
2	ZLS905E38-3L	2CCA183118R0001	8	8	ZLS908	2CCA183030R0001
			2	6	ZLS906	2CCA183035R0001
			2		ZLS920 (End part)	2CCA183017R0001
2	ZLS905E38-3LN*	2CCA183119R0001	6 / 8*		ZLS201E38 (Cu bus bar)	2CCF800173R0001
2	ZLS905E46-3L	2CCA183126R0001	10	8	ZLS908	2CCA183030R0001
			2	6	ZLS906	2CCA183035R0001
			2		ZLS920 (End part)	2CCA183017R0001
2	ZLS905E46-3LN*	2CCA183127R0001	6 / 8*		ZLS201E46 (Cu bus bar)	2CCF800177R0001
2	ZLS905E72-3L	2CCA183152R0001	18	8	ZLS908	2CCA183030R0001
			2		ZLS920 (End part)	2CCA183017R0001
2	ZLS905E72-3LN*	2CCA183153R0001	6 / 8*		ZLS201E72 (Cu bus bar)	2CCF800190R0001

* For version with N (4-pole)

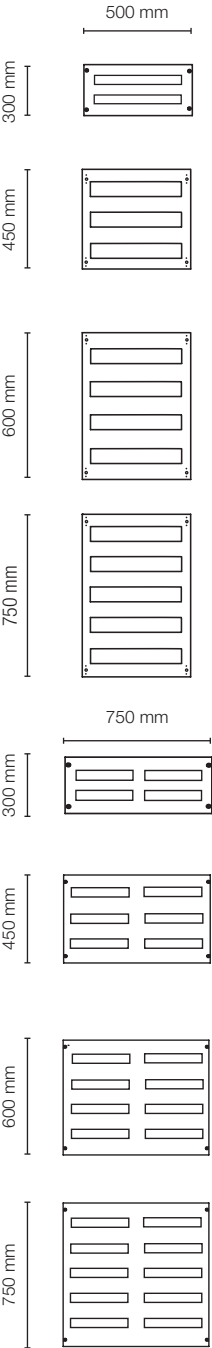
Planning note

Additional starter kit with AB-bus bar on demand.

Planning aid SMISSLINE TP socket base

Assignment of CombiLine modules / combination sets

8



Modules for cabinets min. cabinet depth 215 mm	Modules for cabinets min. cabinet depth 215 mm		Grid units	Socket base length
Combination set type	CombiLine mounted	CombiLine flatpack	GU	SU
—	1 x MC202HS	1 x MBC202HS	2 GU	2 x 22 SU
1 x ED203HS	1 x MC203HS	1 x MBC203HS	3 GU	3 x 22 SU
1 x ED204HS	1 x MC204HS	1 x MBC204HS	4 GU	4 x 22 SU
1 x ED205HS	1 x MC205HS	1 x MBC205HS	5 GU	5 x 22 SU
—	1 x MC302HS	1 x MBC302HS	2 GU	2 x 36 SU
1 x ED303HS	1 x MC3032HS	1 x MBC303HS	3 GU	3 x 36 SU
1 x ED304HS	1 x MC304HS	1 x MBC304HS	4 GU	4 x 36 SU
1 x ED305HS	1 x MC305HS	1 x MBC305HS	5 GU	5 x 36 SU

Planning note
 For modules of 3 panel width the incoming terminal block serves as centre supply.

Planning aid SMISSLINE TP socket base

Starter kit or socket base in individual parts

Socket base starter kit			Socket base in individual parts			
Pieces	Type	Article no.	Pieces	Space units	Type	Order no.
2	ZLS905E22-3L	2CCA183102R0001	4	8	ZLS908	2CCA183030R0001
			2	6	ZLS906	2CCA183035R0001
			2		ZLS920 (End part)	2CCA183017R0001
2	ZLS905E22-3LN*	2CCA183103R0001	6 / 8*		ZLS201E22 (Cu bus bar)	2CCF800165R0001
3	ZLS905E22-3L	2CCA183102R0001	6	8	ZLS908	2CCA183030R0001
			3	6	ZLS906	2CCA183035R0001
			3		ZLS920 (End part)	2CCA183017R0001
3	ZLS905E22-3LN*	2CCA183103R0001	9 / 12*		ZLS201E22 (Cu bus bar)	2CCF800165R0001
4	ZLS905E22-3L	2CCA183102R0001	8	8	ZLS908	2CCA183030R0001
			4	6	ZLS906	2CCA183035R0001
			4		ZLS920 (End part)	2CCA183017R0001
4	ZLS905E22-3LN*	2CCA183103R0001	12 / 16*		ZLS201E22 (Cu bus bar)	2CCF800165R0001
5	ZLS905E22-3L	2CCA183102R0001	10	8	ZLS908	2CCA183030R0001
			5	6	ZLS906	2CCA183035R0001
			5		ZLS920 (End part)	2CCA183017R0001
5	ZLS905E22-3LN*	2CCA183103R0001	15 / 20*		ZLS201E22 (Cu bus bar)	2CCF800165R0001
2	ZLS905E36-3L	2CCA183116R0001	6	8	ZLS908	2CCA183030R0001
			4	6	ZLS906	2CCA183035R0001
			2		ZLS920 (End part)	2CCA183017R0001
2	ZLS905E36-3LN*	2CCA183117R0001	6 / 8*		ZLS201E36 (Cu bus bar)	2CCF800172R0001
3	ZLS905E36-3L	2CCA183116R000	9	8	ZLS908	2CCA183030R0001
			6	6	ZLS906	2CCA183035R0001
			3		ZLS920 (End part)	2CCA183017R0001
3	ZLS905E36-3LN*	2CCA183117R0001	9 / 12*		ZLS201E36 (Cu bus bar)	2CCF800172R0001
4	ZLS905E36-3L	2CCA183116R000	12	8	ZLS908	2CCA183030R0001
			8	6	ZLS906	2CCA183035R0001
			4		ZLS920 (End part)	2CCA183017R0001
4	ZLS905E36-3LN*	2CCA183117R0001	12 / 16*		ZLS201E36 (Cu bus bar)	2CCF800172R0001
5	ZLS905E36-3L	2CCA183116R000	15	8	ZLS908	2CCA183030R0001
			10	6	ZLS906	2CCA183035R0001
			5		ZLS920 (End part)	2CCA183017R0001
5	ZLS905E36-3LN*	2CCA183117R0001	15 / 20*		ZLS201E36 (Cu bus bar)	2CCF800172R0001

* For version with N (4-pole)

Planning note

Additional starter kit with AB-bus bar on demand.

System pro *E* Busbar systems

9



Busbar systems

Content

Busbar holder for:

Busbar holders 40 mm centre spacing	9/6
Busbar holders 60 mm centre spacing	9/7
Busbar holders for N/PE and support insulators	9/8
Busbar holders 60 /100 / 185 mm centre spacing	9/9
Busbar holders 200 mm centre spacing	9/12
Busbar holders 72 / 100 / 125 mm centre spacing	9/14

Accessories

Connection terminals for Cu busbars	9/17
Cu busbars by the meter	9/18

Technical specifications

Busbar holders ZX2P2	9/20
Busbar holders ZX95P2	9/21
Busbar holders ZX387	9/22
Busbar holders ZB5	9/23
Busbar holders ZX146 / ZX147	9/24
Busbar holders ZX151 / ZX157	9/25
Busbar holders ZX518	9/26
Busbar holders ZX149	9/27
Busbar holders ZX563	9/28
Busbar holders ZX561	9/29
Busbar holders ZX520	9/30
Busbar holders ZX522	9/31
Busbar holders ZX152	9/32
Busbar holders ZX153	9/33
Busbar holders ZX150, upright position	9/34
Busbar holders ZX150, flat arrangement	9/35
Busbar holders ZX640	9/36
Busbar holders ZX641	9/37
Busbar holders ZX154	9/38
Busbar holders ZX155	9/39
Busbar holders ZX156	9/40

Snap-on connection terminals	9/42
Connection terminals with insertion element	9/43
Frame terminals	9/44
On bar terminals	9/45

Busbar systems

General information

Busbars for low-voltage switchgear combinations

This chapter includes useful information designed to assist practitioners in planning low-voltage distribution boards. Once you'll have gathered the necessary data, this information will assist you in designing your system thus that you will be able to proceed with a design verification.

The following parameters are critical in order to define the dimensions of a busbar system:

- Necessary power carrying capacity I_{nA} / I_{nC}
- Short circuit withstand rating I_{pk} / I_{cw}
- Withstand voltage
- Impulse withstand voltage

These parameters are specified on the next pages.

The power carrying capacity of busbars for different sections may be taken from DIN 43671.

The short circuit withstand rating of busbar systems is defined by

- their reciprocal conductor arrangement
- inherent withstand rating of the conductors

occur. Exceeding of the conductors' inherent withstand rating and incorrect support distances will lead to unacceptable conductor deformations.

The occurring forces, inherent withstand rating and maximum distances between rail supports can be calculated according to IEC 60851-1.

9

The inherent withstand rating of the conductor (the busbar) depends on the geometry of the conductor (flat rail/profile rail). Thus, the distance of the busbar holders depends on the inherent withstand rating and reciprocal rail arrangement. The busbar holder shall be capable of withstanding the forces that

Busbar systems

General information

Distribution board design and design verification

For design verification purposes, the short-circuit current at the installation position must be determined.

If the uninfluenced short-circuit current to be expected (I_{cp}) at the installation position does not exceed 10 kA, a short circuit withstand rating verification is not required as per DIN EN 61439.

If, however, the short-circuit current to be expected exceeds 10 kA, a current-limiting device limiting the conditional rated short-circuit current (I_{sc}) to a maximum of 10 kA must be inserted.

Otherwise, a test must be carried out for verification purposes.

In case that higher short-circuit values than the one specified above are to be expected for the place of installation, also the diagrams derived from the different tests may be used for calculating. Those diagrams are given on the next pages in order to verify the withstand rating of your busbar system comprised of our components.

Information relating to the realization of busbar connectors

DIN 43673 (drilled holes and screw connections for busbars) should be complied with for the connection of busbars.

It specifies the

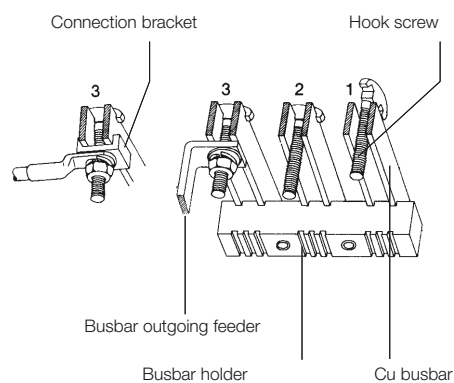
- geometry
- connecting elements
- and torques

for such connectors.

It goes without saying that we provide those compatible materials to set up safe connections.

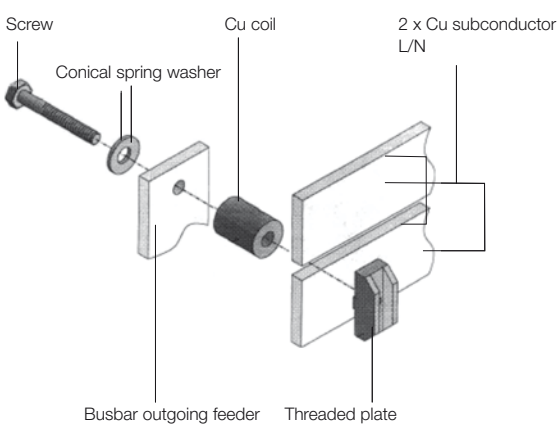
Busbar systems

Busbar connections without drilling



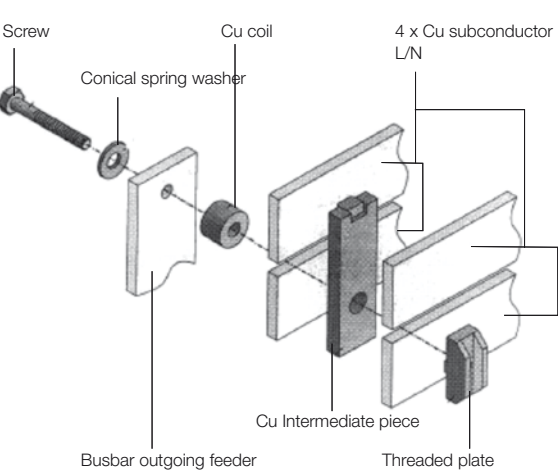
Busbar systems with parallel partial conductors

Cables and lines can be interconnected using T-head bolts and connection brackets. Connecting rails are connected using T-head bolts and hexagon nuts.



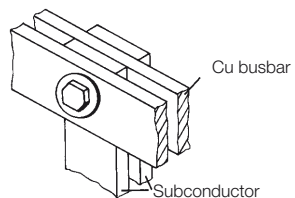
Busbar systems with vertical arrangement of several partial conductors

Connection of the connection bars using our Cu spacers. This creates a distance to the busbar preventing the need to bend the connection rail.

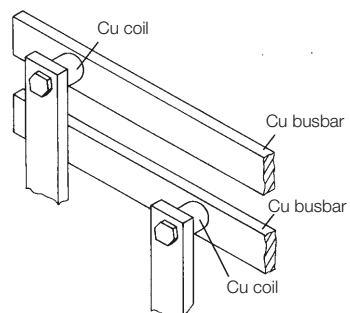


Busbar systems

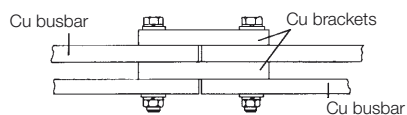
Busbar connections drilled



Connection with subconductors per phase



Connection of conductors using spacers
No bending required



Connection of the partial conductors using straps

Busbar systems

Busbar holders with 40 mm centre spacing



ZX2P2



ZX95P2



ZX387



ZB5



ZX172



ED111



ZB19

Article	Pieces	Type	Ord. no.	Price
Busbar holder 5-pole Busbar centre spacing 40 mm Installation in distribution board and meter panels For copper busbars 12 x 5 mm and 12 x 10 mm (break-off type)	2	ZX2P2	2CPX062489R9999	
Busbar holder 5-pole Busbar centre spacing 40 mm For copper busbars 12 x 5 mm and 12 x 10 mm (break-off type)	2	ZX95P2	2CPX062638R9999	
Busbar holder 3-pole Busbar centre spacing 40 mm For Cu busbars 12 x 5 mm, 12 x 10 mm	1	ZX387	2CPX068092R9999	
Busbar holder 5-pole Busbar centre spacing 40 mm For Cu busbars 12 x 5 mm, 12 x 10 mm, 20 x 5 mm	1	ZB5	2CPX038459R9999	
	10	ZB5P10	2CPX062556R9999	
End cover For busbar holders ZX146 / ZB5	1	ZX172	2CPX060232R9999	
	10	ZX172P10	2CPX062724R9999	
End cover to be snapped onto protruding Cu busbars For Cu busbars 12 x 5 mm and 12 x 10 mm Busbar centre spacing 40 mm, 5-pole Busbar centre spacing 60 mm, 3-pole	1	ED111	2CPX039321R9999	
	10	ED111P10	2CPX062701R9999	
Snap-on cover profile For Cu busbars 12 x 5 mm and 12 x 10 mm 1 m long	1	ZB19	2CPX038187R9999	
	10	ZB19P10	2CPX062709R9999	

- > For the technical specifications of ZX518, see page 9/20
- > For the technical specifications of ZX149, see page 9/21
- > For the technical specifications of ZX563, see page 9/22
- > For the technical specifications of ZX561, see page 9/23

Busbar systems

Busbar holders with 60 mm centre spacing



ZX146




ZX172



ZX147



ZX151



ZX158



ZX157

Article	Pieces	Type	Ord. no.	Price
Busbar holder 3-pole Busbar centre spacing 60 mm For Cu busbars 12 x 5 mm up to 30 x 10 mm	1	ZX146	2CPX044010R9999	
	10	ZX146P10	2CPX062718R9999	
End cover For busbar holders ZX146 / ZB5	1	ZX172	2CPX060232R9999	
	10	ZX172P10	2CPX062724R9999	
Busbar holder 1-pole Busbar centre spacing 60 mm For Cu busbars 12 x 5 mm up to 30 x 10 mm For connecting to ZX146	1	ZX147	2CPX044011R9999	
	10	ZX147P10	2CPX062719R9999	
Busbar holder 3-pole Busbar centre spacing 60 mm For Cu busbars 12 x 5 mm up to 30 x 10 mm	1	ZX151	2CPX044006R9999	
	10	ZX151P10	2CPX062721R9999	
End cover For busbar holder type ZX151	1	ZX158	2CPX060208R9999	
	10	ZX158P10	2CPX062723R9999	
N/PE busbar holders Busbar centre spacing 60 mm For Cu busbars 12 x 5 mm up to 30 x 5 mm, 12 x 10 mm up to 20 x 10 mm For connecting to ZX151	1	ZX157	2CPX044009R9999	
	10	ZX157P10	2CPX062722R9999	

> For the technical specifications of Technische Daten Sammelschienenhalter ZX146 / ZX147 see page 9/249/24

> For the technical specifications of Technische Daten Sammelschienenhalter ZX151 / ZX157 see page 9/259/25

Busbar systems

Busbar holders for N/PE and support insulators



ZX518



ZX519



ZX149



ZX563



ZX561



ZX50

Article	Pieces	Type	Ord. no.	Price
N/PE busbar holders	1	ZX518	2CPX067805R9999	
For Cu busbars 12 x 5 mm, 20 x 5 mm, 30 x 5 mm	10	ZX518P10	2CPX062551R9999	
End cover	1	ZX519	2CPX062687R9999	
For busbar holders ZX518	10	ZX519P10	2CPX062686R9999	
N/PE busbar holders	1	ZX149	2CPX044019R9999	
For Cu busbars 12 x 5 mm up to 30 x 10 mm	10	ZX149P10	2CPX062720R9999	
N/PE busbar holders	1	ZX563	2CPX068735R9999	
For Cu busbars 30 x 10 mm up to 60 x 10 mm	10	ZX563P10	2CPX068736R9999	
N/PE busbar holders	1	ZX561	2CPX068732R9999	
For Cu busbars 80 x 10 mm up to 100 x 10 mm	10	ZX561P10	2CPX068733R9999	
Support insulators with spanner flats				
Diameter x Length				
30 x 30 mm, thread, both sides M6	1	ZX50	2CPX039050R9999	
Key width: 30 mm	20	ZX50P20	2CPX062725R9999	
30 x 30 mm, thread, both sides M8	1	ZX51	2CPX039051R9999	
Key width: 30 mm	20	ZX51P20	2CPX062726R9999	
40 x 40 mm, thread, both sides M10	1	ZX52	2CPX039052R9999	
Key width: 40 mm	20	ZX52P20	2CPX062560R9999	
50 x 60 mm, thread, both sides M12	1	ZX53	2CPX039053R9999	
Key width: 50 mm	20	ZX53P20	2CPX062559R9999	
40 x 50 mm, thread, one side M12	1	ZX54	2CPX039054R9999	
Male thread: M12 x 65 mm	20	ZX54P20	2CPX062727R9999	

> For the technical specifications of Technische Daten Sammelschienenhalter ZX518 see page 9/26

> For the technical specifications of Technische Daten Sammelschienenhalter ZX149 see page 9/27

> For the technical specifications of Technische Daten Sammelschienenhalter ZX563 see page 9/28

> For the technical specifications of Technische Daten Sammelschienenhalter ZX561 see page 9/29

Busbar systems

Busbar holders with 60/100/185 mm centre spacing



ZX520



ZX522



ZX152



ZX153



ZX36

Article	Pieces	Type	Ord. no.	Price
Busbar holder 3-pole	1	ZX520	2CPX067861R9999	
Busbar centre spacing 60 mm/100 mm	10	ZX520P10	2CPX062552R9999	
For Cu busbars 30 x 10 mm up to 60 x 10 mm				
Busbar holder 3-pole	1	ZX522	2CPX067909R9999	
Busbar centre spacing 100 mm/185 mm	10	ZX522P10	2CPX062553R9999	
For Cu busbars 30 x 10 mm up to 100 x 10 mm				
Busbar holder 3-pole	1	ZX152	2CPX044007R9999	
Busbar centre spacing 100 mm				
For Cu busbars 30 x 10 mm up to 60 x 10 mm				
Busbar holder 3-pole	1	ZX153	2CPX044008R9999	
Busbar centre spacing 100 mm/185 mm				
For Cu busbars 30 x 10 mm up to 100 x 10 mm				
Cu spacer				
Diameter x Length				
20 x 11 mm, Inside diameter 8.5 mm	1	ZX36	2CPX060210R9999	
Cross section 257 mm²	10	ZX36P10	2CPX062131R9999	
20 x 22 mm, Inside diameter 8.5 mm	1	ZX37	2CPX060211R9999	
Cross section 257 mm²	10	ZX37P10	2CPX062132R9999	
20 x 33 mm, Inside diameter 8.5 mm	1	ZX38	2CPX060212R9999	
Cross section 257 mm²	10	ZX38P10	2CPX062133R9999	
30 x 11 mm, Inside diameter 10.5 mm	1	ZX39	2CPX060213R9999	
Cross section 620 mm²	10	ZX39P10	2CPX062134R9999	
30 x 22 mm, Inside diameter 10.5 mm	1	ZX40	2CPX060214R9999	
Cross section 620 mm²	10	ZX40P10	2CPX062135R9999	
30 x 33 mm, Inside diameter 10.5 mm	1	ZX41	2CPX060215R9999	
Cross section 620 mm²	10	ZX41P10	2CPX062136R9999	
40 x 11 mm, Inside diameter 10.5 mm	1	ZX42	2CPX060216R9999	
Cross section 1170 mm²	10	ZX42P10	2CPX062137R9999	
40 x 22 mm, Inside diameter 10.5 mm	1	ZX43	2CPX060217R9999	
Cross section 1170 mm²	10	ZX43P10	2CPX062138R9999	
40 x 33 mm, Inside diameter 10.5 mm	1	ZX44	2CPX060218R9999	
Cross section 1170 mm²	10	ZX44P10	2CPX062139R9999	

- > For the technical specifications ofTechnische Daten Sammelschienenhalter ZX520 see page 9/30
- > For the technical specifications ofTechnische Daten Sammelschienenhalter ZX522 see page 9/31
- > For the technical specifications ofTechnische Daten Sammelschienenhalter ZX152 see page 9/32
- > For the technical specifications ofTechnische Daten Sammelschienenhalter ZX153 see page 9/33

Busbar systems

Busbar holders with 60/100/185 mm centre spacing



ZX150



ZX192



ZX39

Article	Pieces	Type	Ord. no.	Price
Busbar holder 3-pole Busbar centre spacing 60 mm/80 mm/100 mm For Cu busbars 30 x 5 mm, 20 x 10 mm up to 40 x 10 mm	1	ZX150	2CPX044016R9999	
Spacer made of hard paper Accessories for ZX150, arranged upright (Four spacers are required for each busbar holder) Diameter x Length				
17 x 4 mm, Inside diameter 7 mm	1	ZX192	2CPX044028R9999	
For Cu busbars 20 x 10 mm	10	ZX192P10	2CPX062117R9999	
17 x 14 mm, Inside diameter 7 mm	1	ZX193	2CPX044029R9999	
For Cu busbars 30 x 10 mm	10	ZX193P10	2CPX062118R9999	
17 x 24 mm, Inside diameter 7 mm	1	ZX194	2CPX044030R9999	
For Cu busbars 40 x 10 mm	10	ZX194P10	2CPX062119R9999	
Spacer made of hard paper Accessories for ZX150, arranged flat (Four spacers are required for each busbar holder) No spacers are required when installing 30 x 5 mm Cu busbars Diameter x Length				
17 x 4 mm, Inside diameter 7 mm	1	ZX192	2CPX044028R9999	
For Cu busbars 30 x 10 mm	10	ZX192P10	2CPX062117R9999	
Cu spacer Diameter x Length				
30 x 11 mm, Inside diameter 10.5 mm	1	ZX39	2CPX060213R9999	
Cross section 620 mm ²	10	ZX39P10	2CPX062134R9999	
30 x 22 mm, Inside diameter 10.5 mm	1	ZX40	2CPX060214R9999	
Cross section 620 mm ²	10	ZX40P10	2CPX062135R9999	
30 x 33 mm, Inside diameter 10.5 mm	1	ZX41	2CPX060215R9999	
Cross section 620 mm ²	10	ZX41P10	2CPX062136R9999	

> For the technical specifications of Technische Daten Sammelschienenhalter ZX150 see page 9/34

Busbar systems

Busbar holders with 60/100/185 mm centre spacing



ZX197



XAB10



ZX285P10



ZX290P10



ZX295P10

Article	Pieces	Type	Ord. no.	Price
Hook screw				
For 2 x 10 mm Cu busbars, parallel				
M10 x 50	1	ZX197	2CPX060242R9999	
For the Cu busbars 30 mm	10	ZX197P10	2CPX062120R9999	
M10 x 60	1	ZX198	2CPX060243R9999	
For the Cu busbars 40 mm	10	ZX198P10	2CPX062121R9999	
Connecting bracket for cable lugs				
For 2 x 10 mm Cu busbars, parallel	1	XAB10	2CPX044229R9999	
	10	XAB10P10	2CPX062100R9999	
Galvanised washer (DIN 125)				
For Ø 10 mm	10	ZX285P10	2CPX062533R9999	
Galvanised spring lock washer				
For Ø 10 mm	10	ZX290P10	2CPX062536R9999	
Galvanised screw (DIN 934)				
For Ø 10 mm	10	ZX295P10	2CPX062539R9999	

Busbar systems

Busbar holders with 200 mm centre spacing



ZX640



ZX641



ZX642




ZX643


9




ZX638




ZX644



ZX647



ZX645



ZX646

Article	Pieces	Type	Ord. no.	Price
Busbar holder 3-pole	1	ZX640	2CPX046077R9999	
Busbar centre spacing 200 mm	20	ZX640P20	2CPX062142R9999	
For Cu busbars 2 x 20 x 10 mm, 2 x 30 x 10 mm, 2 x 40 x 10 mm, 2 x 60 x 10 mm, 2 x 80 x 10 mm, 4 x 40 x 10 mm, 4 x 60 x 10 mm				
Busbar holder 4-pole	1	ZX641	2CPX046078R9999	
Busbar centre spacing 200 mm	20	ZX641P20	2CPX062143R9999	
For Cu busbars 2 x 20 x 10 mm, 2 x 30 x 10 mm, 2 x 40 x 10 mm, 2 x 60 x 10 mm, 2 x 80 x 10 mm, 4 x 40 x 10 mm, 4 x 60 x 10 mm				
Busbar holder intermediate piece 3-pole	1	ZX642	2CPX046079R9999	
Required when installing double-layer Cu busbars	20	ZX642P20	2CPX062144R9999	
4 x 60 x 10 mm				
4 x 40 x 10 mm	1	ZX636	2CPX021878R9999	
Busbar holder intermediate piece 4-pole	1	ZX643	2CPX046080R9999	
Required when installing double-layer Cu busbars	20	ZX643P20	2CPX062145R9999	
4 x 60 x 10 mm				
4 x 40 x 10 mm	1	ZX637	2CPX023408R9999	
Clamp for Cu busbars 2 x 20 x 10 mm	1	ZX638	2CPX021823R9999	
For busbar holders ZX640 / ZX641	20	ZX638P20	2CPX021824R9999	
One required per phase				
Clamp for Cu busbars 2 x 30 x 10 mm	1	ZX644	2CPX046081R9999	
For busbar holders ZX640 / ZX641	20	ZX644P20	2CPX046600R9999	
One required per phase				
Clamp for Cu busbars 2 x 40 x 10 mm, 4 x 40 x 10 mm	1	ZX647	2CPX046084R9999	
For busbar holders ZX640/ ZX641	20	ZX647P20	2CPX046603R9999	
One required per phase				
Clamp for Cu busbars 2 x 60 x 10 mm, 4 x 60 x 10 mm	1	ZX645	2CPX046082R9999	
For busbar holders ZX640 / ZX641	20	ZX645P20	2CPX046601R9999	
One required per phase				
Clamp for Cu busbars 2 x 80 x 10 mm	1	ZX646	2CPX046083R9999	
For busbar holders ZX640 / ZX641	20	ZX646P20	2CPX046602R9999	
One required per phase				

> For the technical specifications of Technische Daten Sammelschienenhalter ZX640 see page 9/36
 > For the technical specifications of Technische Daten Sammelschienenhalter ZX641 see page 9/37

Busbar systems

Busbar holders with 200 mm centre spacing




ZX650



ZX656



ZX657



ZX653

Article	Pieces	Type	Ord. no.	Price
Cu intermediate piece For Cu busbars 4 x 60 x 10 mm	1	ZX650	2CPX046087R9999	
	10	ZX650P10	2CPX062146R9999	
Threaded plate M10 Assembly between busbars, e.g. for cable tap	1	ZX656	2CPX046093R9999	
	20	ZX656P20	2CPX046302R9999	
Threaded plate M12 Assembly between busbars, e.g. for busbar tap	1	ZX657	2CPX046094R9999	
	20	ZX657P20	2CPX046303R9999	
Cu spacer Diameter x Length				
	30 x 10 mm, Inside diameter 12.5 mm	1	ZX651	2CPX046088R9999
	Cross section 565 mm ²	10	ZX651P10	2CPX062147R9999
	30 x 20 mm, Inside diameter 12.5 mm	1	ZX652	2CPX046089R9999
	Cross section 565 mm ²	10	ZX652P10	2CPX062148R9999
	30 x 30 mm, Inside diameter 12.5 mm	1	ZX653	2CPX046090R9999
	Cross section 565 mm ²	10	ZX653P10	2CPX062149R9999
	30 x 40 mm, Inside diameter 12.5 mm	1	ZX654	2CPX046091R9999
	Cross section 565 mm ²	10	ZX654P10	2CPX062150R9999
	30 x 45 mm, Inside diameter 12.5 mm	1	ZX664	2CPX046086R9999
	Cross section 565 mm ²			
	30 x 50 mm, Inside diameter 12.5 mm	1	ZX655	2CPX046092R9999
	Cross section 565 mm ²	10	ZX655P10	2CPX062151R9999

Busbar systems

Busbar holders with 72/100/125 mm centre spacing



ZX154



ZX155



ZX156



ZX176

Article	Pieces	Type	Ord. no.	Price
N/PE busbar holders	1	ZX154	2CPX044014R9999	
Busbar centre spacing 72 mm	84	ZX154P84	2CPX062101R9999	
2 x ZX154 pieces are needed for each support point				
For Cu busbars 20 x 5 mm, 30 x 5 mm				
For Cu busbars 30 x 10 mm up to 100 x 10 mm				

Busbar holder 3-pole	1	ZX155	2CPX044012R9999	
Busbar centre spacing 100 mm	66	ZX155P66	2CPX062102R9999	
2 x ZX155 pieces are needed for each support point				
For Cu busbars 20 x 5 mm, 30 x 5 mm				
For Cu busbars 30 x 10 mm up to 160 x 10 mm				

Busbar holder 3-pole	1	ZX156	2CPX044013R9999	
Busbar centre spacing 125 mm	42	ZX156P42	2CPX062103R9999	
2 x ZX156 pieces are needed for each support point				
For Cu busbars 20 x 5 mm, 30 x 5 mm				
For Cu busbars 30 x 10 mm up to 160 x 10 mm				

Spacer made of hard paper				
Two spacers are required per support point with ZX154 and ZX155, and four spacers with ZX156				
Diameter x Length				
19 x 20 mm, Inside diameter 13 mm	1	ZX173	2CPX044020R9999	
For Cu busbars 20 x 5 + 30 x 10 mm	10	ZX173P10	2CPX062104R9999	
19 x 30 mm, Inside diameter 13 mm	1	ZX174	2CPX044021R9999	
For Cu busbars 30 x 5 + 40 x 10 mm	10	ZX174P10	2CPX062105R9999	
19 x 40 mm, Inside diameter 13 mm	1	ZX175	2CPX044022R9999	
For Cu busbars 50 x 10 mm	10	ZX175P10	2CPX062106R9999	
19 x 50 mm, Inside diameter 13 mm	1	ZX176	2CPX044023R9999	
For Cu busbars 60 x 10 mm	10	ZX176P10	2CPX062107R9999	
19 x 70 mm, Inside diameter 13 mm	1	ZX177	2CPX044025R9999	
For Cu busbars 80 x 10 mm	10	ZX177P10	2CPX062108R9999	
19 x 90 mm, Inside diameter 13 mm	1	ZX178	2CPX044027R9999	
For Cu busbars 100 x 10 mm	10	ZX178P10	2CPX062109R9999	
19 x 110 mm, Inside diameter 13 mm	1	ZX579	2CPX044031R9999	
For Cu busbars 120 x 10 mm	10	ZX579P10	2CPX062140R9999	
19 x 150 mm, Inside diameter 13 mm	1	ZX580	2CPX044032R9999	
For Cu busbars 160 x 10 mm	10	ZX580P10	2CPX062141R9999	
19 x 1000 mm, Inside diameter 13 mm	1	ZX180	2CPX044026R9999	
By the metre	10	ZX180P10	2CPX062110R9999	

- > For the technical specifications of Technische Daten Sammelschienenhalter ZX154 see page 9/38
- > For the technical specifications of Technische Daten Sammelschienenhalter ZX155 see page 9/39
- > For the technical specifications of Technische Daten Sammelschienenhalter ZX156 see page 9/40

Busbar systems

Busbar holders with 72/100/125 mm centre spacing



ZX181

Article	Pieces	Type	Ord. no.	Price
Galvanised fastening screw (DIN 933 8.8)				
Two spacers are required per support point with ZX154 and ZX155, and four fastening screws with ZX156.				
M12 x 100 mm	1	ZX181	2CPX044035R9999	
For Cu busbars 20 x 5 + 30 x 10 mm	10	ZX181P10	2CPX062111R9999	
M12 x 110 mm	1	ZX182	2CPX044036R9999	
For Cu busbars 30 x 5 + 40 x 10 mm	10	ZX182P10	2CPX062112R9999	
M12 x 120 mm	1	ZX183	2CPX044037R9999	
For Cu busbars 50 x 10 mm	10	ZX183P10	2CPX062113R9999	
M12 x 130 mm	1	ZX184	2CPX044038R9999	
For Cu busbars 60 x 10 mm	10	ZX184P10	2CPX062114R9999	
M12 x 150 mm	1	ZX186	2CPX044040R9999	
For Cu busbars 80 x 10 mm	10	ZX186P10	2CPX062115R9999	
M12 x 170 mm	1	ZX188	2CPX044042R9999	
For Cu busbars 100 x 10 mm	10	ZX188P10	2CPX062116R9999	




ZX209

Fastening screw (stainless steel)				
Two spacers are required per support point with ZX154 and ZX155, and four fastening screws with ZX156				
M12 x 120 mm	1	ZX209	2CPX060629R9999	
For Cu busbars 50 x 10 mm				
M12 x 130 mm	1	ZX210	2CPX060630R9999	
For Cu busbars 60 x 10 mm	10	ZX210P10	2CPX062126R9999	
M12 x 150 mm	1	ZX211	2CPX060631R9999	
For Cu busbars 80 x 10 mm	10	ZX211P10	2CPX062127R9999	
M12 x 170 mm	1	ZX212	2CPX060632R9999	
For Cu busbars 100 x 10 mm	10	ZX212P10	2CPX062128R9999	
M12 x 190 mm	1	ZX213	2CPX060633R9999	
For Cu busbars 120 x 10 mm	10	ZX213P10	2CPX062129R9999	
M12 x 230 mm	1	ZX214	2CPX060634R9999	
For Cu busbars 160 x 10 mm	10	ZX214P10	2CPX062130R9999	



ZX219P10

Conical spring washers Ø 12 mm				
Two conical spring washers are required per support point with ZX154 and ZX155, and four conical spring washers screws with ZX156.				
	10	ZX219P10	2CPX060637R9999	
	250	ZX219P250	2CPX062659R9999	



ZX190

Sliding nut M12				
Two sliding nuts are required per support point with ZX154 and ZX155, and four sliding nuts with ZX156				
25 x 25 x 10 mm	1	ZX190	2CPX044153R9999	
	10	ZX234P10	2CPX062502R9999	

Busbar systems

Busbar holders with 72/100/125 mm centre spacing



ZX195

Article	Pieces	Type	Ord. no.	Price
Hook screw				
For 2 x 5 mm Cu busbars, parallel				
M10 x 40	1	ZX195	2CPX060240R9999	
For Cu busbars 20 x 5 mm				
M10 x 50	1	ZX196	2CPX060241R9999	
For Cu busbars 30 x 5 mm				
Hook screw				
For 2 x 10 mm Cu busbars, parallel				
M10 x 50	1	ZX197	2CPX060242R9999	
For Cu busbars 30 x 10 mm	10	ZX197P10	2CPX062120R9999	
M10 x 60	1	ZX198	2CPX060243R9999	
For Cu busbars 40 x 10 mm	10	ZX198P10	2CPX062121R9999	
M10 x 70	1	ZX199	2CPX060244R9999	
For Cu busbars 50 x 10 mm	10	ZX199P10	2CPX062122R9999	
M10 x 80	1	ZX200	2CPX060245R9999	
For Cu busbars 60 x 10 mm	10	ZX200P10	2CPX062123R9999	
M10 x 100	1	ZX201	2CPX060246R9999	
For Cu busbars 80 x10 mm	10	ZX201P10	2CPX062124R9999	
M10 x 120	1	ZX202	2CPX060247R9999	
For Cu busbars 100 x 10 mm	10	ZX202P10	2CPX062125R9999	
Connecting bracket for cable lugs				
For 2 x 5 mm Cu busbars, parallel	1	RAB10	2CPX044231R9999	
For 2 x 10 mm Cu busbars, parallel	1	XAB10	2CPX044229R9999	
	10	XAB10P10	2CPX062100R9999	
Washer				
For Ø 10 mm	10	ZX285P10	2CPX062533R9999	
Spring lock washer				
for Ø 10 mm	10	ZX290P10	2CPX062536R9999	
Galvanised screw (DIN 934)				
For 10 mm Ø	10	ZX295P10	2CPX062539R9999	



RAB10



ZX285P10



ZX290P10



ZX295P10

Busbar systems

Connection terminals for Cu busbars



ZK79



ZK81



ZK150



ZK178



ZK87



ZK157



ZK154



ZK156



ZK83



ZK152



ZK891P4



ZK86



ZK302



ZK75

Article	Cu busbars Dimensions in mm	Connection Cross section in mm ²	Pieces	Type	Ord. no.	Price
Connection terminals To snap onto Cu busbars with holding spring	5	1.5 - 16	1	ZK79	2CPX064879R9999	
			4	ZK79P4	2CPX062421R9999	
			5	ZK79P5	2CPX062631R9999	
			50	ZK79P50	2CPX062429R9999	
	5	4 - 35	1	ZK81	2CPX064881R9999	
			4	ZK81P4	2CPX062422R9999	
			5	ZK81P5	2CPX062632R9999	
			50	ZK81P50	2CPX062431R9999	
	5	2.5 - 50	1	ZK150	2CPX064860R9999	
			4	ZK150P4	2CPX062427R9999	
			5	ZK150P5	2CPX062633R9999	
			50	ZK150P50	2CPX062432R9999	
	5	16 - 70	1	ZK178	2CPX064978R9999	
			50	ZK178P50	2CPX062622R9999	
	5	16 - 120	1	ZK157	2CPX064867R9999	
			50	ZK157P50	2CPX062437R9999	
	10	1.5 - 16	1	ZK87	2CPX064887R9999	
			4	ZK87P4	2CPX062424R9999	
			50	ZK87P50	2CPX062430R9999	
	10	16 - 70	1	ZK156	2CPX064866R9999	
			50	ZK156P50	2CPX062438R9999	
	10	16 - 120	1	ZK154	2CPX064864R9999	
			50	ZK154P50	2CPX062435R9999	
Connection terminals with insertion element For an assembly from the front	12 x 5	16 - 95	1	ZK83	2CPX064883R9999	
	12 x 10	16 - 70	4	ZK83P4	2CPX062423R9999	
			5	ZK83P5	2CPX062655R9999	
			50	ZK83P50	2CPX062433R9999	
	30 x 5	50 - 120	1	ZK152	2CPX064862R9999	
	30 x 10	50 - 120	20	ZK152P20	2CPX062444R9999	
Frame terminals to be slid onto the Cu busbars	12 x 5	16 - 150	4	ZK891P4	2CPX062626R9999	
	12 x 10	16 - 150				
	12 x 5	35 - 185	1	ZK86	2CPX064886R9999	
	12 x 10	35 - 120	20	ZK86P20	2CPX062434R9999	
On bar terminal For an assembly to the Cu busbar	5 / 10	10 - 95	1	ZK302	2CPX062645R9999	
			20	ZK302P20	2CPX062648R9999	
	5 / 10	16 - 150	1	ZK303	2CPX062646R9999	
			20	ZK303P20	2CPX062649R9999	
	5 / 10	35 - 240	1	ZK304	2CPX062647R9999	
			20	ZK304P20	2CPX062650R9999	
Phase busbar connection terminal For the connection with insulator cap		25	1	ZK75	2CPX038220R9999	

> For the technical specifications of connection terminals, see page 10/42

Busbar systems

Cu busbars by the metre

ZX101

Article	Pieces	Type	Ord. no.	Price
Cu busbar with latch 250 A				
12 x 5 mm				
when using ZX2P2 and ZX95P2				
For 1 PW, 250 mm	1	ZX101	2CPX039101R9999	
For 2 PW, 500 mm	1	ZX102	2CPX039102R9999	
For 3 PW, 750 mm	1	ZX103	2CPX039103R9999	
For 4 PW, 1000 mm	1	ZX104	2CPX039104R9999	

ZX400

Cu busbar 250 A				
12 x 5 mm				
1 m long	1	ZX400	2CPX061400R9999	
Length: 2 m	1	ZX401	2CPX061401R9999	
Length: 3 m	1	ZX402	2CPX061402R9999	
Length: 4 m	1	ZX350	2CPX061350R9999	

ZX406

Cu busbar 320 A				
20 x 5 mm				
1 m long	1	ZX406	2CPX061406R9999	
Length: 2 m	1	ZX407	2CPX061407R9999	
Length: 3 m	1	ZX408	2CPX061408R9999	
Length: 4 m	1	ZX351	2CPX061351R9999	

9

ZX403

Cu busbar 360 A				
12 x 10 mm				
1 m long	1	ZX403	2CPX061403R9999	
Length: 2 m	1	ZX404	2CPX061404R9999	
Length: 3 m	1	ZX405	2CPX061405R9999	
Length: 4 m	1	ZX354	2CPX061354R9999	

ZX365

Cu busbar 390 A				
25 x 5 mm				
1 m long	1	ZX365	2CPX061365R9999	
Length: 2 m	1	ZX366	2CPX061366R9999	
Length: 3 m	1	ZX367	2CPX061367R9999	
Length: 4 m	1	ZX352	2CPX061352R9999	

ZX409

Cu busbar 440 A				
30 x 5 mm				
1 m long	1	ZX409	2CPX061409R9999	
Length: 2 m	1	ZX410	2CPX061410R9999	
Length: 3 m	1	ZX411	2CPX061411R9999	
Length: 4 m	1	ZX353	2CPX061353R9999	

ZX362

Cu busbar 500 A				
20 x 10 mm				
1 m long	1	ZX362	2CPX061362R9999	
Length: 2 m	1	ZX363	2CPX061363R9999	
Length: 3 m	1	ZX364	2CPX061364R9999	
Length: 4 m	1	ZX355	2CPX061355R9999	

Busbar systems

Cu busbars by the metre



ZX412



ZX415



ZX418



ZX421



ZX424

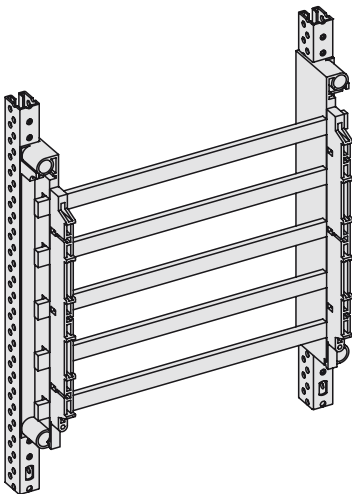


ZX427

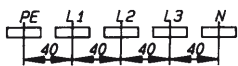
Article	Pieces	Type	Ord. no.	Price
Cu busbar 630 A				
30 x 10 mm				
1 m long	1	ZX412	2CPX061412R9999	
Length: 2 m	1	ZX413	2CPX061413R9999	
Length: 3 m	1	ZX414	2CPX061414R9999	
Length: 4 m	1	ZX356	2CPX061356R9999	
Cu busbar 850 A				
40 x 10 mm				
1 m long	1	ZX415	2CPX061415R9999	
Length: 2 m	1	ZX416	2CPX061416R9999	
Length: 3 m	1	ZX417	2CPX061417R9999	
Length: 4 m	1	ZX357	2CPX061357R9999	
Cu busbar 1000 A				
50 x 10 mm				
1 m long	1	ZX418	2CPX061418R9999	
Length: 2 m	1	ZX419	2CPX061419R9999	
Length: 3 m	1	ZX420	2CPX061420R9999	
Length: 4 m	1	ZX358	2CPX061358R9999	
Cu busbar 1250 A				
60 x 10 mm				
1 m long	1	ZX421	2CPX061421R9999	
Length: 2 m	1	ZX422	2CPX061422R9999	
Length: 3 m	1	ZX423	2CPX061423R9999	
Length: 4 m	1	ZX359	2CPX061359R9999	
Cu busbar 1450 A				
80 x 10 mm				
1 m long	1	ZX424	2CPX061424R9999	
Length: 2 m	1	ZX425	2CPX061425R9999	
Length: 3 m	1	ZX426	2CPX061426R9999	
Length: 4 m	1	ZX360	2CPX061360R9999	
Cu busbar 1700 A				
100 x 10 mm				
1 m long	1	ZX427	2CPX061427R9999	
Length: 2 m	1	ZX428	2CPX061428R9999	
Length: 3 m	1	ZX429	2CPX061429R9999	
Length: 4 m	1	ZX361	2CPX061361R9999	

Busbar systems

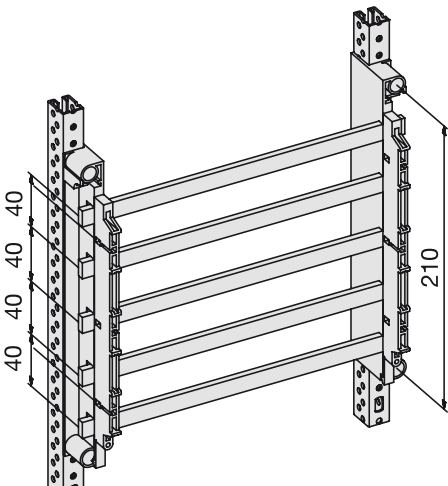
Technical specifications busbar holders ZX2P2



ZX2P2



Schematic representation



Dimensional drawing

Technical specifications

Busbar holder ZX2P2
Busbar system 5-pole
Busbar centre spacing 40 mm
Installation in distribution board and meter panels
Cu busbar 12 x 5 mm
Cu busbar 12 x 10 mm (by breaking-off of the holder)
Rated current (I_n) max. 360 A
Rated short-time withstand current (I_{sw}) 0.3 sec. see table
Rated peak withstand current (I_{pk}) 0.1 sec. see table
Suitable for E-Cu busbars, untreated and blank

Continuous currents according to DIN 43671 for E-Cu busbars with square cross section in indoor systems at an ambient temperature of 25°C around the conductor and max. 65°C busbar temperature. If there are differences in parameters, take into account correction factors for DIN 43671.

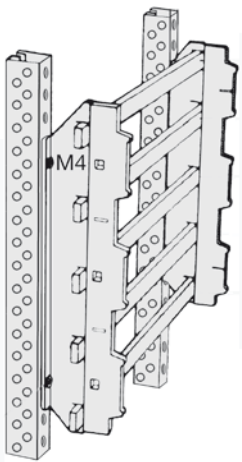
Dimensions	Continuous current in A	Cross section	Weight
Cu busbars H x W in mm	1 Cu busbar	in mm ²	in kg/m
12 x 5	250	59.5	0.532
12 x 10	360	119.0	1.064

Short-circuit strength values ZX2P2

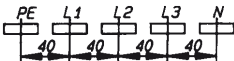
Cu busbars H x W in mm	Max.busbar holder spacing (mm)	I_{cw} / kA	I_{pk} / kA
12 x 5	283	15 (0.3 sec.)	36
12 x 10	283	15 (0.3 sec.)	36

Busbar systems

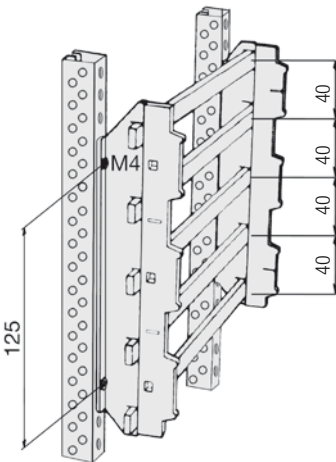
Technical specifications busbar holders ZX95P2



ZX95P2



Schematic representation



Dimensional drawing

Technical specifications
Busbar holder ZX95P2
Busbar system 5-pole
Busbar centre spacing 40 mm
Cu busbar 12 x 5 mm
Cu busbar 12 x 10 mm (by breaking-off of the holder)
Rated current (I_n) max. 360 A
Rated short-time withstand current (I_{cw}) 1.0 sec. see table
Rated peak withstand current (I_{pk}) 0.1 sec. see table
Suitable for E-Cu busbars, untreated and blank

Continuous currents according to DIN 43671 for E-Cu busbars with square cross section in indoor systems at an ambient temperature of 25°C around the conductor and max. 65°C busbar temperature If there are differences in parameters, take into account correction factors for DIN 43671.

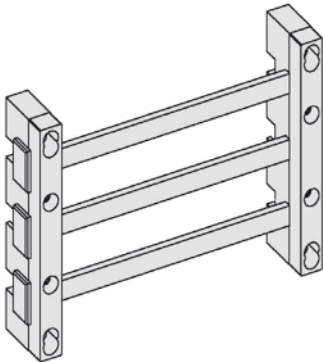
Dimensions	Continuous current in A	Cross section	Weight
Cu busbars H x W in mm	1 Cu busbar	in mm²	in kg/m
12 x 5	250	59.5	0.532
12 x 10	360	119.0	1.064

Short-circuit strength values ZX95P2			
Cu busbars H x W in mm	Max.busbar holder spacing (mm)	I_{cw} / kA	I_{pk} / kA
12 x 5	220	14.5	29.1
12 x 10	220	14.5	29.1

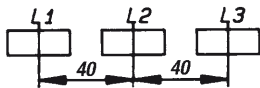
> Dimensions in mm

Busbar systems

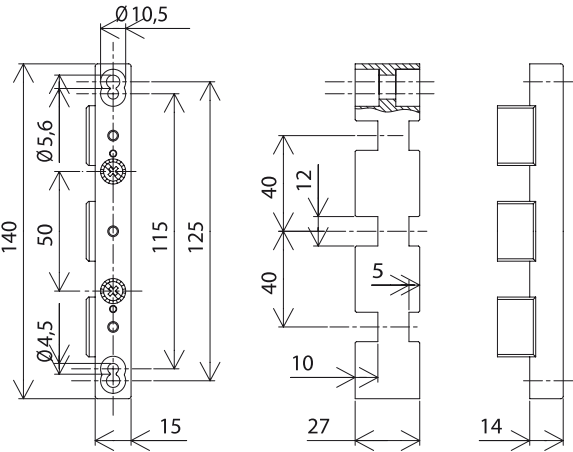
Technical specifications busbar holders ZX387



ZX387



Schematic representation



Dimensional drawing

Technical specifications
Busbar holder ZX387
Busbar system 3-pole
Busbar centre spacing 40 mm
Cu busbar 12 x 5 mm
Cu busbar 12 x 10 mm
Rated current (I_n) max. 360 A
Rated short-time withstand current (I_{cw}) 0.03 sec. see table
Rated peak withstand current (I_{pk}) 0.03 sec. see table
Suitable for E-Cu busbars, untreated and blank

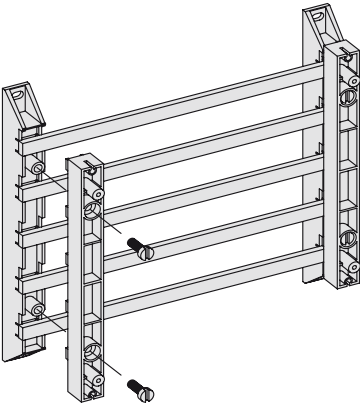
Continuous currents according to DIN 43671 for E-Cu busbars with square cross section in indoor systems at an ambient temperature of 25°C around the conductor and max. 65°C busbar temperature If there are differences in parameters, take into account correction factors for DIN 43671.

Dimensions	Continuous current in A	Cross section	Weight
Cu busbars H x W in mm	1 Cu busbar	in mm ²	in kg/m
12 x 5	250	59.5	0.532
12 x 10	360	119.0	1.064

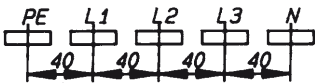
Short-circuit strength values ZX387			
Cu busbars H x W in mm	Max.busbar holder spacing (mm)	I_{cw} / kA	I_{pk} / kA
12 x 5	220	20.8	46.8
12 x 10	220	20.8	46.8

Busbar systems

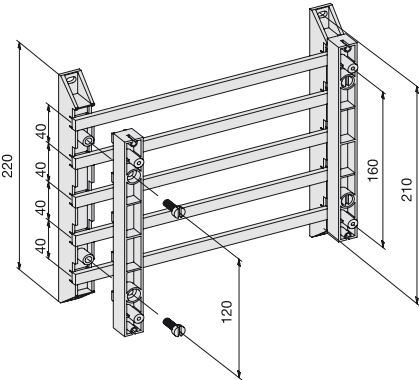
Technical specifications busbar holders ZB5



ZB5



Schematic representation



Dimensional drawing

Technical specifications

Busbar holder ZB5
Busbar system 5-pole
Busbar centre spacing 40 mm
Cu busbar 12 x 5 mm
Cu busbar 12 x 10 mm
Cu busbar 20 x 5 mm
Rated current (I_n) max. 360 A
Rated short-time withstand current (I_{cw}) up to 1.0 sec. see table
Rated peak withstand current (I_{pk}) up to 0.1 sec. see table
Suitable for E-Cu busbars, untreated and blank
Busbar holder end cover ZX172

Continuous currents according to DIN 43671 for E-Cu busbars with square cross section in indoor systems at an ambient temperature of 25°C around the conductor and max. 65°C busbar temperature If there are differences in parameters, take into account correction factors for DIN 43671.

Dimensions	Continuous current in A	Cross section	Weight
Cu busbars H x W in mm	1 Cu busbar	in mm²	in kg/m
12 x 5	250	59.5	0.532
12 x 10	360	119.0	1.064
20 x 5	320	99.1	0.882


Short-circuit strength values ZB5

Cu busbars H x W in mm	Max.busbar holder spacing (mm)	I_{cw} / kA	I_{pk} / kA
12 x 5	240	35 (0.03 s)	56 (0.03 s)
12 x 10	240	35 (0.03 s)	56 (0.03 s)
12 x 10	480	22 (0.03 s)	42 (0.03 s)
20 x 5	240	15 (1 s)	30 (0.1 s)
20 x 5	480	15 (1 s)	30 (0.1 s)

> Dimensions in mm

Busbar systems

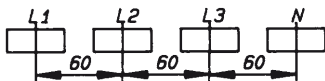
Technical specifications busbar holders ZX146 / ZX147



ZX146



ZX147



Schematic representation

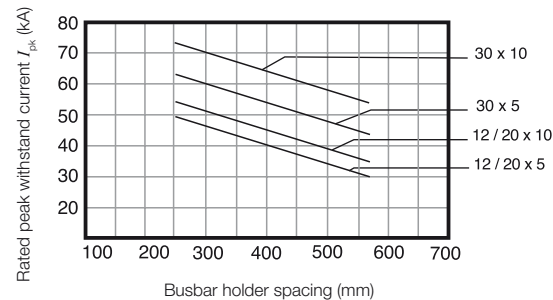
Technical specifications
Busbar holder type ZX146/ZX147
Busbar system 3- or 1-pole
Busbar centre spacing 60 mm
Cu busbars 12 x 5 mm up to 30 x 10 mm
Rated current (I_n) max. 630 A
Rated short-time withstand current (I_{cw}) 1.0 sec. see table
Rated peak withstand current (I_{pk}) 0.1 sec. see table
Suitable for E-Cu busbars, untreated and blank
Busbar end cover ZX172

Continuous currents according to DIN 43671 for E-Cu busbars with square cross section in indoor systems at an ambient temperature of 25°C around the conductor and max. 65°C busbar temperature. If there are differences in parameters, take into account correction factors for DIN 43671.

Dimensions	Continuous current in A	Cross section	Weight
Cu busbars H x W in mm	1 bar	in mm ²	in kg/m
12 x 5	250	59.5	0.532
12 x 10	360	119.0	1.064
20 x 5	320	99.1	0.882
20 x 10	500	199.0	1.770
30 x 5	440	149.0	1.330
30 x 10	630	299.0	2.660

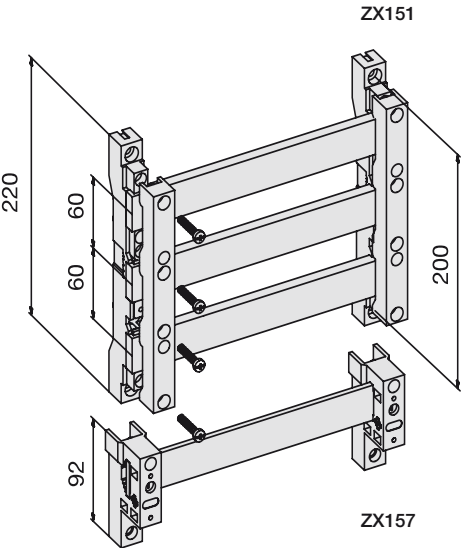
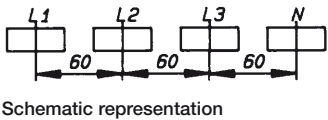
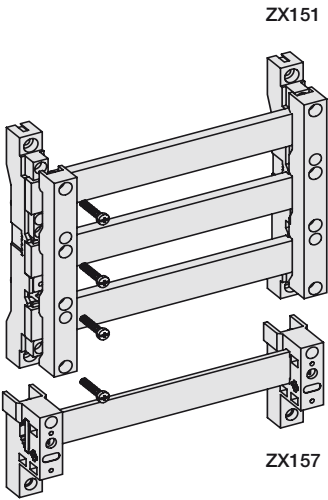
Short-circuit strength values ZX146 / ZX147				
Dimensions Cu busbars H x W in mm	Busbar holder spacing max. (mm) module width 250 mm		Busbar holder spacing max. (mm) module width 500/750 mm	
	I_{cw} / kA	I_{pk} / kA	I_{cw} / kA	I_{pk} / kA
12 x 5	20.1	44.3	10.9	24.7
20 x 5	20.3	44.8	14.4	31.7
12 x 10	21.4	47.2	11.2	24.8
20 x 10	23.5	51.8	14.5	31.9
30 x 5	32.1	70.7	24.5	54.1
30 x 10	36.7	79.8	26.0	57.4

Short-circuit strength diagram



Busbar systems

Technical specifications busbar holders ZX151/ ZX157



Dimensional drawing

Technical specifications


Busbar holders ZX151 / ZX157
Busbar system 3- or 1-pole
Busbar centre spacing 60 mm
Cu busbars 12 x 5 mm up to 30 x 10 mm
Rated current (I_n) max. 630 A
Rated short-time withstand current (I_{cw}) 1.0 sec. see table
Rated peak withstand current (I_{pk}) 0.1 sec. see table
Suitable for E-Cu busbars, untreated and blank

Continuous currents according to DIN 43671 for E-Cu busbars with square cross section in indoor systems at an ambient temperature of 25°C around the conductor and max. 65°C busbar temperature If there are differences in parameters, take into account correction factors for DIN 43671.

Dimensions	Continuous current in A	Cross section	Weight
Cu busbars H x W in mm	1 Cu busbar	in mm ²	in kg/m
12 x 5	250	59.5	0.532
20 x 5	320	99.1	0.882
25 x 5	390	124.0	1.110
30 x 5	440	149.0	1.330
12 x 10	360	119.0	1.064
20 x 10	500	199.0	1.770
30 x 10*	630	299.0	2.660

*Not suitable in conjunction with ZX157

Short-circuit strength diagram




Conversion factors $I_{cw} - I_{pk}$

For short-circuit current I_{pk}	Conversion factor according to DIN EN 61439-1
10 - 20 kA	$I_{cw} = I_{pk} \times 0.5$
20 - 50 kA	$I_{cw} = I_{pk} \times 0.48$
> 50 kA	$I_{cw} = I_{pk} \times 0.46$

> Dimensions in mm

Busbar systems

Technical specifications busbar holders ZX518



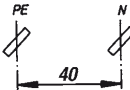
ZX518

Technical specifications

N/PE busbar holders ZX518
Busbar centre spacing 40 mm
Fastening directly on the carrier profile
Cu busbar 12 x 5 mm can be used twice
Cu busbar 20 x 5 mm or 30 x 5 mm can be used once
Rated current (I_n) max. 440 A
Rated short-time withstand current (I_{cw}) 1.0 sec. see table
Rated peak withstand current (I_{pk}) 0.1 sec. see table
Suitable for E-Cu busbars, untreated and blank
Busbar end cover ZX519

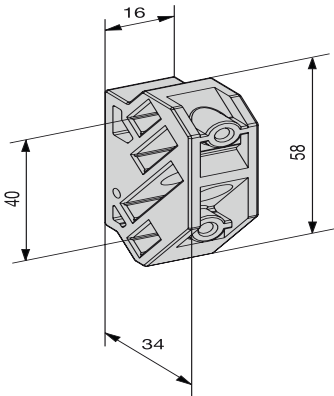
Continuous currents according to DIN 43671 for E-Cu busbars with square cross section in indoor systems at an ambient temperature of 25°C around the conductor and max. 65°C busbar temperature. If there are differences in parameters, take into account correction factors for DIN 43671.

Dimensions	Continuous current in A	Cross section	Weight
Cu busbars H x W in mm	1 Cu busbar	in mm ²	in kg/m
12 x 5	250	59.5	0.532
20 x 5	320	99.1	0.882
30 x 5	440	149.0	1.330



Schematic representation

9



Dimensional drawing

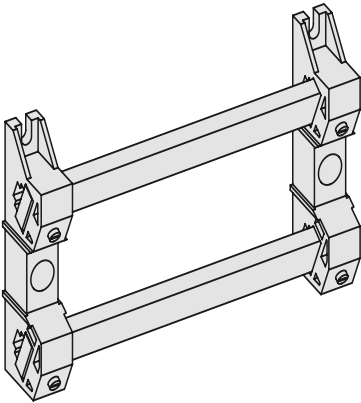
Short-circuit strength values ZX518

Cu busbars H x W in mm	Max.busbar holder spacing (mm)	I_{cw} / kA	I_{pk} / kA
12 x 5	240	12.5	27.9
12 x 5	480	12.5	27.9
20 x 5	240	12.5	27.9
20 x 5	480	12.5	27.9
30 x 5	240	20	40
30 x 5	480	20	40

> Dimensions in mm

Busbar systems

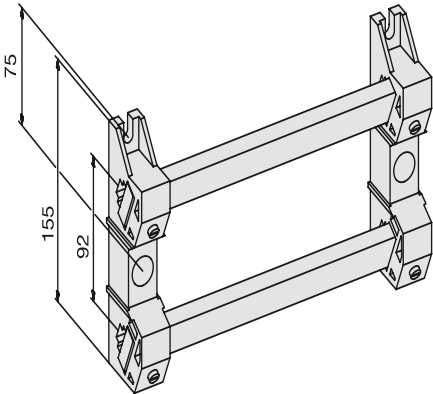
Technical specifications busbar holders ZX149



ZX149



Schematic representation



Dimensional drawing

Technical specifications
N/PE busbar holders ZX149
Busbar centre spacing 95 mm
Fastening hole spacing 75 mm
Cu busbars 12 x 5 mm up to 30 x 10 mm
Rated current (I_n) max. 630 A
Rated short-time withstand current (I_{cw}) 1.0 sec. see table
Rated peak withstand current (I_{pk}) 0.1 sec. see table
Suitable for E-Cu busbars, untreated and blank

Continuous currents according to DIN 43671 for E-Cu busbars with square cross section in indoor systems at an ambient temperature of 25°C around the conductor and max. 65°C busbar temperature. If there are differences in parameters, take into account correction factors for DIN 43671.

Dimensions	Continuous current in A	Cross section	Weight
Cu busbars H x W in mm	1 Cu busbar	in mm²	in kg/m
12 x 5	250	59.5	0.532
12 x 10	360	119.0	1.064
20 x 5	320	99.1	0.882
20 x 10	500	199.0	1.770
30 x 5	440	149.0	1.330
30 x 10	630	299.0	2.660

Short-circuit strength values ZX149			
Cu busbars H x W in mm	Max.busbar holder spacing (mm)	I_{cw} / kA	I_{pk} / kA
30 x 5	240	20	40
30 x 5	480	20	40
30 x 10	240	20	40
30 x 10	480	20	40

> Dimensions in mm

Busbar systems

Technical specifications busbar holders ZX563



ZX563

Technical specifications

N/PE busbar holders ZX563
Fastening hole spacing 60 mm
Cu busbars 30 x 5 mm up to 60 x 10 mm
Rated current (I_n) max. 1250 A
Rated short-time withstand current (I_{cw}) 1.0 sec. see table
Rated peak withstand current (I_{pk}) 0.1 sec. see table
Suitable for E-Cu busbars, untreated and blank

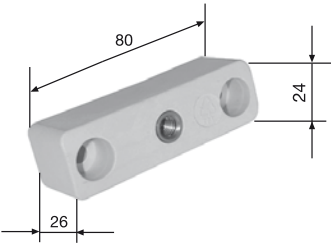
Continuous currents according to DIN 43671 for E-Cu busbars with square cross section in indoor systems at an ambient temperature of 25°C around the conductor and max. 65°C busbar temperature. If there are differences in parameters, take into account correction factors for DIN 43671.

Dimensions	Continuous current in A	Cross section	Weight
Cu busbars H x W in mm	1 Cu busbar	in mm ²	in kg/m
30 x 10	630	299.0	2.660
40 x 10	850	399.0	3.550
50 x 10	1000	499.0	4.440
60 x 10	1250	599.0	5.330



Schematic representation

9



Dimensional drawing

Short-circuit strength values ZX563

Cu busbars H x W in mm	Max.busbar holder spacing (mm)	I_{cw} / kA	I_{pk} / kA
30 x 10	730	26.3	59.2
40 x 10	730	45.0	100.0
60 x 10	730	45.0	100.0

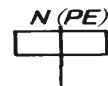
> Dimensions in mm

Busbar systems

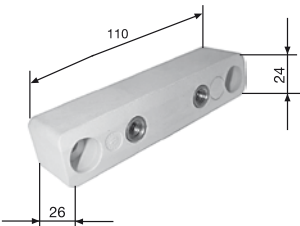
Technical specifications busbar holders ZX561



ZX561



Schematic representation



Dimensional drawing

Technical specifications
N/PE busbar holders type ZX561
Fastening hole spacing 90 mm
Cu busbars 80 x 5 mm up to 100 x 10 mm
Rated current (I_n) max. 1700 A
Rated short-time withstand current (I_{cw}) 1.0 sec. see table
Rated peak withstand current (I_{pk}) 0.1 sec. see table
Suitable for E-Cu busbars, untreated and blank

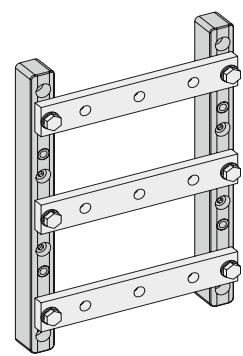
Continuous currents according to DIN 43671 for E-Cu busbars with square cross section in indoor systems at an ambient temperature of 25°C around the conductor and max. 65°C busbar temperature If there are differences in parameters, take into account correction factors for DIN 43671.

Dimensions	Continuous current in A	Cross section	Weight
Cu busbars H x W in mm	1 Cu busbar	in mm²	in kg/m
80 x 10	1450	799.0	7.110
100 x 10	1700	999.0	8.890

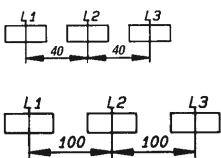
Short-circuit strength values ZX561			
Cu busbars H x W in mm	Max.busbar holder spacing (mm)	I_{cw} / kA	I_{pk} / kA
80 x 10	730	45.0	100.0
100 x 10	730	45.0	100.0

Busbar systems

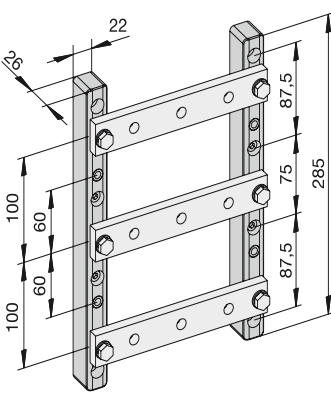
Technical specifications busbar holders ZX520



ZX520



Schematic representation



Dimensional drawing

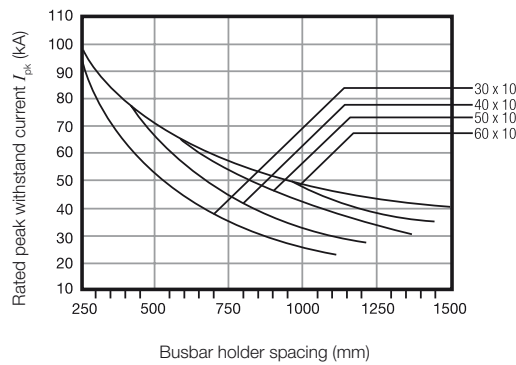
Technical specifications

Busbar holder ZX520
Busbar system 3-pole
Busbar centre spacing 60 mm/100 mm
Cu busbars up to 30 x 10 mm up to 60 x 10 mm
Rated current (I_n) max. 630 Amax. 1250 A
Rated short-time withstand current (I_{cw}) 1.0 sec. see table
Rated peak withstand current (I_{pk}) 0.1 sec. see table
Suitable for E-Cu busbars, untreated and blank

Continuous currents according to DIN 43671 for E-Cu busbars with square cross section in indoor systems at an ambient temperature of 25°C around the conductor and max. 65°C busbar temperature If there are differences in parameters, take into account correction factors for DIN 43671.

Dimensions	Continuous current in A	Cross section	Weight
Cu busbars	1 Cu busbar	in mm ²	in kg/m
H x W in mm			
30 x 10	630	299.0	2.660
40 x 10	850	399.0	3.550
50 x 10	1000	499.0	4.440
60 x 10	1250	599.0	5.330

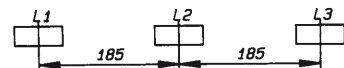
Short-circuit strength diagram



Conversion factors $I_{cw} - I_{pk}$

For short-circuit current I_{pk}	Conversion factor according to DIN EN 61439-1
10 - 20 kA	$I_{cw} = I_{pk} \times 0.5$
20 - 50 kA	$I_{cw} = I_{pk} \times 0.48$
> 50 kA	$I_{cw} = I_{pk} \times 0.46$

Technical specifications busbar holders ZX522



Schematic representation



Conversion factors $I_{CW} - I_{PK}$	
For short-circuit current I_{PK}	Conversion factor according to DIN EN 61439-1
10 - 20 kA	$I_{CW} = I_{PK} \times 0.5$
20 - 50 kA	$I_{CW} = I_{PK} \times 0.48$
> 50 kA	$I_{CW} = I_{PK} \times 0.46$

> Dimensions in mm

Technical specifications

Busbar holder ZX522

Busbar system 3-pole

Busbar centre spacing 100 mm/185 mm

Cu busbars up to 60 x 10 mm up to 100 x 10 mm

Rated current (I_n) max. 1450 A max. 1700 A

Rated short-time withstand current (I_{scw}) 1.0 sec. see table

Rated peak withstand current (I_{pk}) 0.1 sec. see table

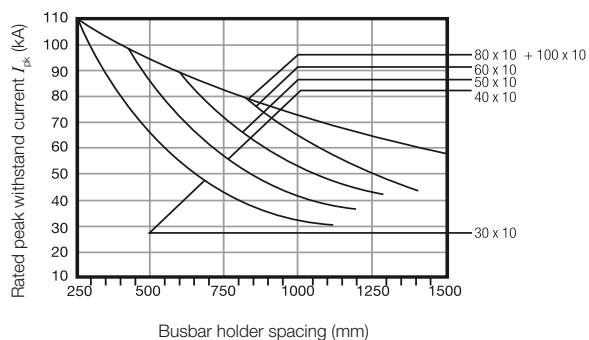
Suitable for E-Cu busbars, untreated and blank

Continuous currents according to DIN 43671 for E-Cu busbars with square cross section in indoor systems at an ambient temperature of 25°C around the conductor and max. 65°C busbar temperature If there are differences in parameters, take into account correction factors for DIN 43671.

Dimensions	Continuous current in A	Cross section	Weight
Cu busbars H x W in mm	1 Cu busbar	in mm ²	in kg/m
30 x 10	630	299.0	2.660
40 x 10	850	399.0	3.550
50 x 10	1000	499.0	4.440
60 x 10	1250	599.0	5.330
80 x 10	1450	799.0	7.110
100 x 10	1700	999.0	8.890

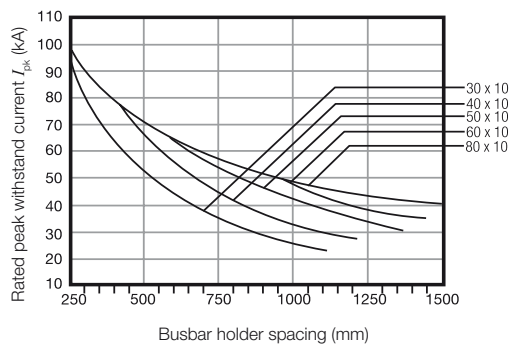
Short-circuit strength diagram

Busbar centre spacing 185 mm



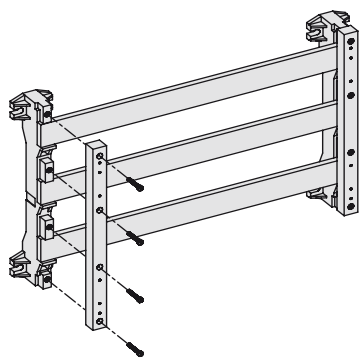
Short-circuit strength diagram

Busbar centre spacing 100 mm

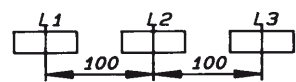


Busbar systems

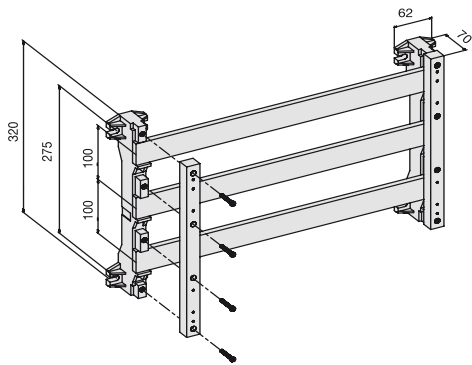
Technical specifications busbar holders ZX152



ZX152



Schematic representation



Dimensional drawing

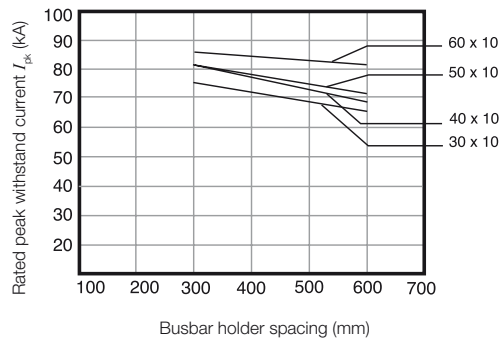
Technical specifications

Busbar holder ZX152
Busbar system 3-pole
Busbar centre spacing 100 mm
Cu busbars 30 x 5 mm up to 60 x 10 mm
Rated current (I_n) max. 1250 A
Rated short-time withstand current (I_{DW}) 1.0 sec. see table
Rated peak withstand current (I_{pk}) 0.1 sec. see table
Suitable for E-Cu busbars, untreated and blank

Continuous currents according to DIN 43671 for E-Cu busbars with square cross section in indoor systems at an ambient temperature of 25°C around the conductor and max. 65°C busbar temperature. If there are differences in parameters, take into account correction factors for DIN 43671.

Dimensions	Continuous current in A	Cross section	Weight
Cu busbars H x W in mm	1 Cu busbar	in mm ²	in kg/m
30 x 10	630	299.0	2.660
40 x 10	850	399.0	3.550
50 x 10	1000	499.0	4.440
60 x 10	1250	599.0	5.330

Short-circuit strength diagram

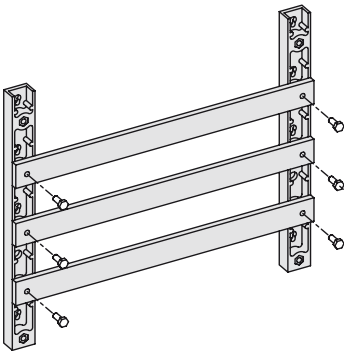


Conversion factors $I_{cw} - I_{pk}$

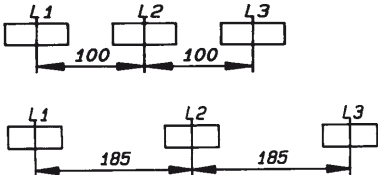
For short-circuit current I_{pk}	Conversion factor according to DIN EN 61439-1
10 - 20 kA	$I_{cw} = I_{pk} \times 0.5$
20 - 50 kA	$I_{cw} = I_{pk} \times 0.48$
> 50 kA	$I_{cw} = I_{pk} \times 0.46$

Busbar systems

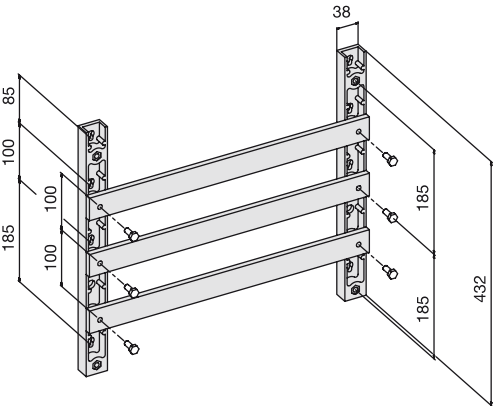
Technical specifications busbar holders ZX153



ZX153



Schematic representation



Dimensional drawing

Conversion factors $I_{CW} - I_{PK}$	
For short-circuit current I_{PK}	Conversion factor according to DIN EN 61439-1
10 - 20 kA	$I_{CW} = I_{PK} \times 0.5$
20 - 50 kA	$I_{CW} = I_{PK} \times 0.48$
> 50 kA	$I_{CW} = I_{PK} \times 0.46$

> Dimensions in mm

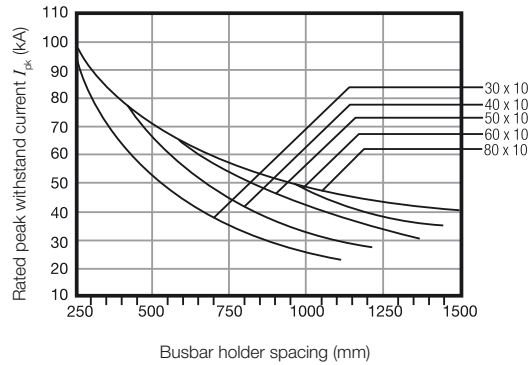
Technical specifications
Busbar holder ZX153
Busbar system 3-pole
Busbar centre spacing 100 mm/185 mm
Cu busbars up to 60 x 10 mmup to 100 x 10 mm
Rated current (I_n) max. 1450 Amax. 1700 A
Rated short-time withstand current (I_{CW}) 1.0 sec. see table
Rated peak withstand current (I_{PK}) 0.1 sec. see table
Suitable for E-Cu busbars, untreated and blank

Continuous currents according to DIN 43671 for E-Cu busbars with square cross section in indoor systems at an ambient temperature of 25°C around the conductor and max. 65°C busbar temperature If there are differences in parameters, take into account correction factors for DIN 43671.

Dimensions	Continuous current in A	Cross section	Weight
Cu busbars H x W in mm	1 Cu busbar	in mm ²	in kg/m
30 x 10	630	299.0	2.660
40 x 10	850	399.0	3.550
50 x 10	1000	499.0	4.440
60 x 10	1250	599.0	5.330
80 x 10	1450	799.0	7.110
100 x 10	1700	999.0	8.890

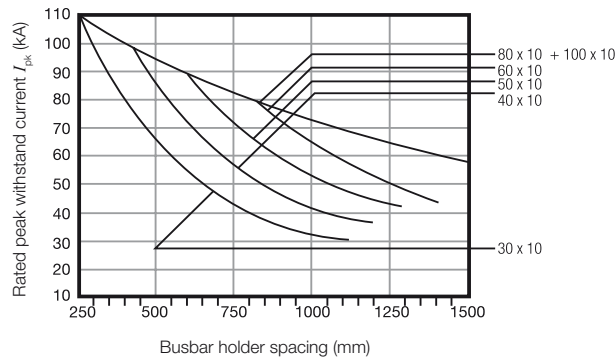
Short-circuit strength diagram

Busbar centre spacing 100 mm



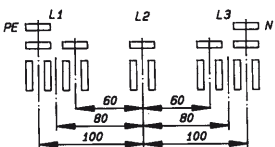
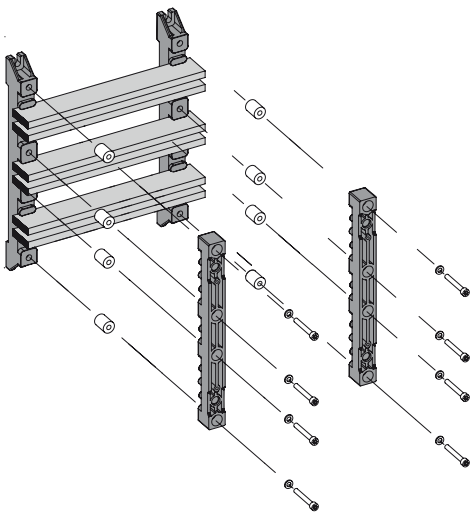
Short-circuit strength diagram

Busbar centre spacing 185 mm

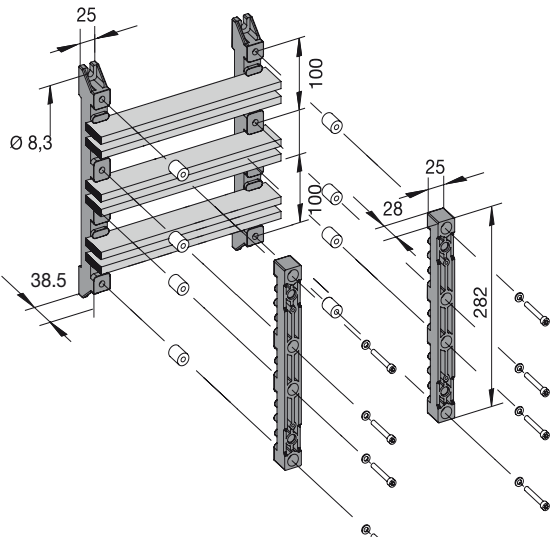


Busbar systems

Technical specifications busbar holder ZX150, arranged upright



Schematic representation



Dimensional drawing

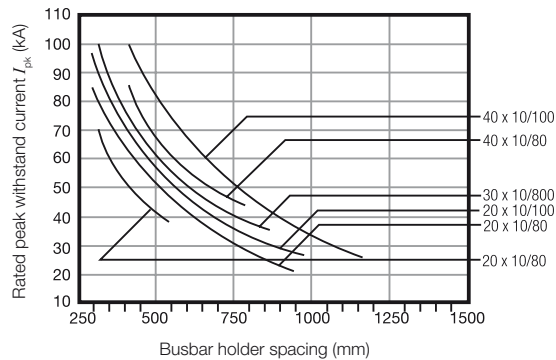
Technical specifications

Busbar holder type ZX150
busbars, arranged upright
Busbar system 3-pole
Busbar centre spacing 60/80/100 mm,
Cu busbars 20 x 10 mm up to 40 x 10 mm
Rated current (I_n) max. 1500 A
Rated short-time withstand current (I_{cw}) 1.0 sec. see table
Rated peak withstand current (I_{pk}) 0.1 sec. see table
Suitable for E-Cu busbars, untreated and blank

Continuous currents according to DIN 43671 for E-Cu busbars with square cross section in indoor systems at an ambient temperature of 25°C around the conductor and max. 65°C busbar temperature. If there are differences in parameters, take into account correction factors for DIN 43671.

Dimensions	Continuous current in A		Cross section	Weight
Cu busbars H x W in mm	1 Cu busbar	2 Cu busbars	per Cu busbar in mm ²	per Cu busbar in kg/m
20 x 10	500	850	199.0	1.770
30 x 10	630	1250	299.0	2.660
40 x 10	850	1500	399.0	3.550

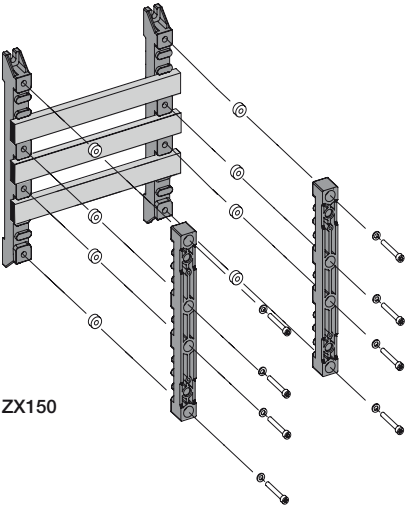
Short-circuit strength diagram



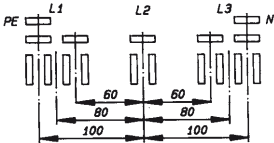
Conversion factors $I_{cw} - I_{pk}$	
For short-circuit current I_{pk}	Conversion factor according to DIN EN 61439-1
10 - 20 kA	$I_{cw} = I_{pk} \times 0.5$
20 - 50 kA	$I_{cw} = I_{pk} \times 0.48$
> 50 kA	$I_{cw} = I_{pk} \times 0.46$

Busbar systems

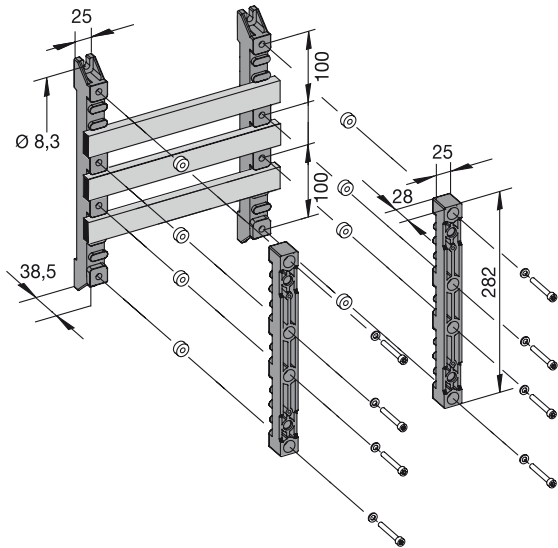
Technical specifications busbar holder ZX150, arranged flat



ZX150



Schematic representation



Dimensional drawing

> Dimensions in mm

Technical specifications

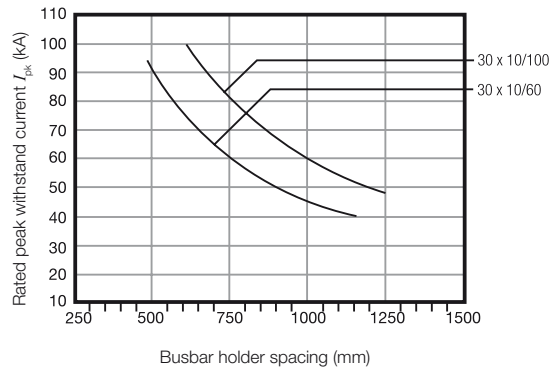
- Busbar holder type ZX150
- Busbars, arranged flat
- Busbar system 3-pole
- Busbar centre spacing 60/100 mm
- Cu busbar 30 x 5 mm
- Cu busbar 30 x 10 mm
- Rated current (I_n) max. 630 A
- Rated short-time withstand current (I_{cw}) 1.0 sec. see table
- Rated peak withstand current (I_{pk}) 0.1 sec. see table
- Suitable for E-Cu busbars, untreated and blank

Continuous currents according to DIN 43671 for E-Cu busbars with square cross section in indoor systems at an ambient temperature of 25°C around the conductor and max. 65°C busbar temperature If there are differences in parameters, take into account correction factors for DIN 43671.

Dimensions	Continuous current in A	Cross section	Weight
Cu busbars H x W in mm	1 Cu busbar	in mm²	in kg/m
30 x 5*	440	149.0	1.330
30 x 10	630	299.0	2.660

*No spacers are required when installing 30 x 5 mm Cu bars

Short-circuit strength diagram

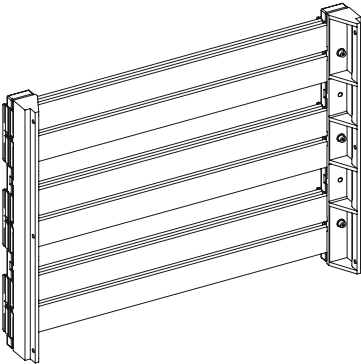


Conversion factors $I_{cw} - I_{pk}$

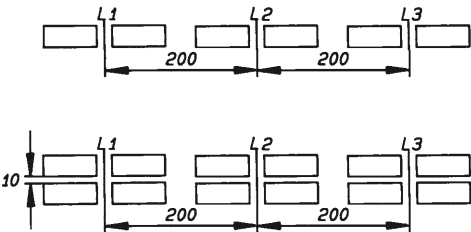
For short-circuit current I_{pk}	Conversion factor according to DIN EN 61439-1
10 - 20 kA	$I_{cw} = I_{pk} \times 0.5$
20 - 50 kA	$I_{cw} = I_{pk} \times 0.48$
> 50 kA	$I_{cw} = I_{pk} \times 0.46$

Busbar systems

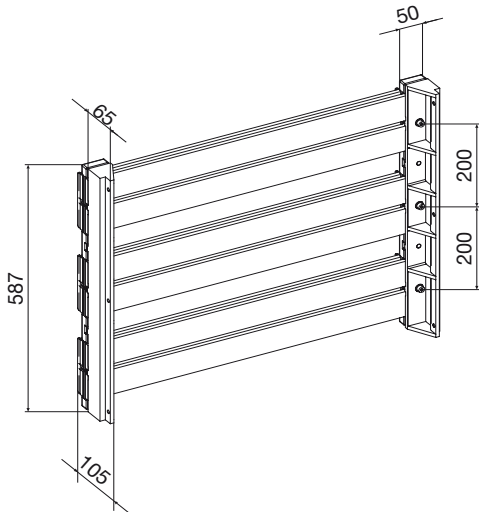
Technical specifications busbar holders ZX640



ZX640



Schematic representation



Dimensional drawing

Technical specifications

Busbar holder ZX640

Busbar system 3-pole

Busbar centre spacing 200 mm

Cu busbars 30 x 5 mm up to 80 x 10 mm

Rated current (I_n) max. 3150 A

Rated short-time withstand current (I_{cw}) 1.0 sec. see table

Rated peak withstand current (I_{pk}) 0.1 sec. see table

Suitable for E-Cu busbars, untreated and blank

Continuous currents according to DIN 43671 for E-Cu busbars with square cross section in indoor systems at an ambient temperature of 25°C around the conductor and max. 65°C busbar temperature. If there are differences in parameters, take into account correction factors for DIN 43671.

Dimensions	Continuous current in A		Cross section	Weight
Cu busbars H x W in mm	2 Cu busbars	4 Cu busbars	per Cu busbar (mm ²)	per Cu busbar (kg/m)
30 x 10	1250	-	299.0	2.660
40 x 10	1600	-	399.0	3.550
60 x 10	2000	-	599.0	5.330
80 x 10	2500	-	799.0	7.110
40 x 10	-	2800	399.0	3.550
60 x 10	-	3150	599.0	5.330

Short-circuit strength values ZX640

Cu busbars in mm	Number of per phase	Rated current I_n in A	Busbar - holder spacing (max. in mm)	I_{cw} / kA	I_{pk} / kA
30 x 10	2	1250	525	50.0	100.0
40 x 10	2	1600	525	50.0	100.0
60 x 10	2	2000	525	75.0	165.0
80 x 10	2	2500	525	75.0	165.0
40 x 10	4	2800	525	100.0	220.0
60 x 10	4	3150	525	100.0	220.0

Rated values of degree of protection IP30

Type-tested according to DIN EN 60439-1

Cabinet depth < 2500 A min. 600 mm

Cabinet depth > 2500 A min. 800 mm

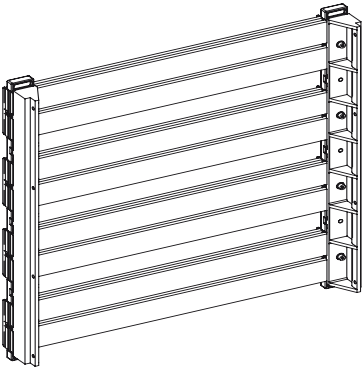
The busbar connections are to be installed as maintenance-free connections!

Double-layer rail systems (4 partial conductors)

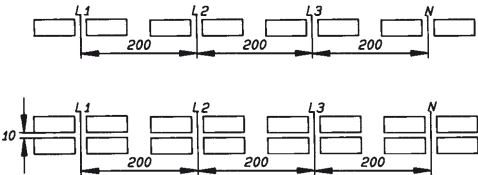
with busbar holder intermediate piece ZX643 and/or ZX637

Busbar systems

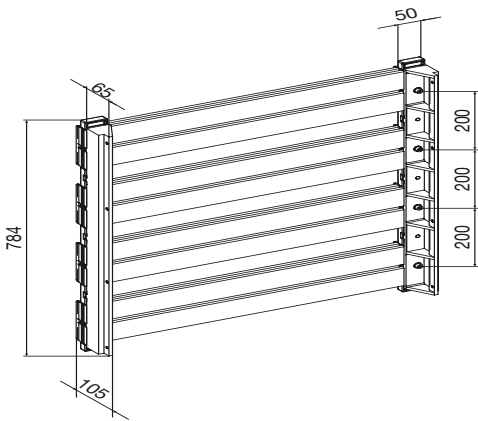
Technical specifications busbar holders ZX641



ZX641



Schematic representation



Dimensional drawing

Technical specifications

Busbar holder ZX641
Busbar system 4-pole
Busbar centre spacing 200 mm
Cu busbars 30 x 5 mm up to 80 x 10 mm
Rated current (I_n) max. 3150 A
Rated short-time withstand current (I_{cw}) 1.0 sec. see table
Rated peak withstand current (I_{pk}) 0.1 sec. see table
Suitable for E-Cu busbars, untreated and blank

Continuous currents according to DIN 43671 for E-Cu busbars with square cross section in indoor systems at an ambient temperature of 25°C around the conductor and max. 65°C busbar temperature If there are differences in parameters, take into account correction factors for DIN 43671.

Dimensions	Continuous current in A		Cross section	Weight
Cu busbars H x W in mm	2 Cu busbars	4 Cu busbars	per Cu busbar (mm²)	per Cu busbar (kg/m)
30 x 10	1250	-	299.0	2.660
40 x 10	1600	-	399.0	3.550
60 x 10	2000	-	599.0	5.330
80 x 10	2500	-	799.0	7.110
40 x 10	-	2800	399.0	3.550
60 x 10	-	3150	599.0	5.330

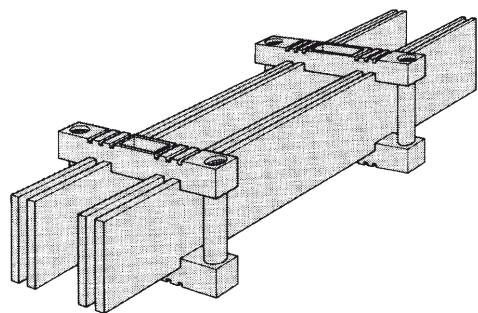
Short circuit withstand ratings ZX641

Cu busbars in mm	Number of per phase	Rated current I_n in A	Busbar - holder spacing (max. in mm)	I_{cw} / kA	I_{pk} / kA
30 x 10	2	1250	525	50.0	100.0
40 x 10	2	1600	525	50.0	100.0
60 x 10	2	2000	525	75.0	165.0
80 x 10	2	2500	525	75.0	165.0
40 x 10	4	2800	525	100.0	220.0
60 x 10	4	3150	525	100.0	220.0

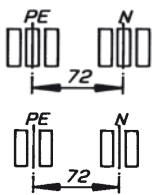
Rated values of degree of protection IP30
 Type-tested according to DIN EN 60439-1
 Cabinet depth < 2500 A min. 600 mm
 Cabinet depth > 2500 A min. 800 mm
 The busbar connections are to be installed as maintenance-free connections!
 Double-layer rail systems (4 partial conductors)
 with busbar holder intermediate piece ZX643 and/r ZX637

Busbar systems

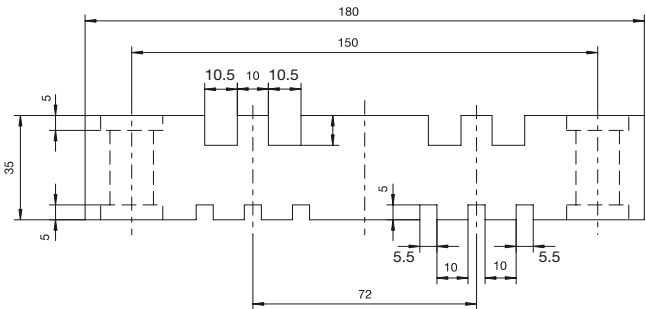
Technical specifications busbar holders ZX154



ZX154



Schematic representation



Dimensional drawing

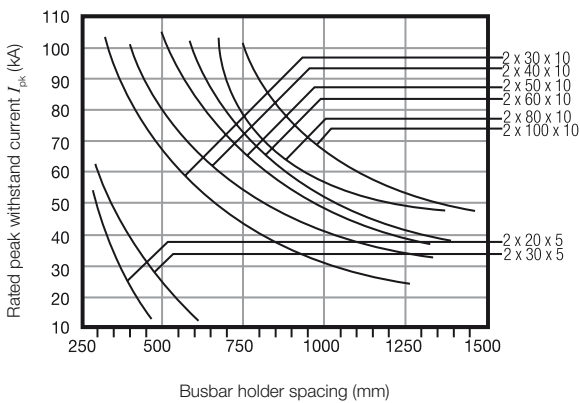
Technical specifications

N/PE busbar holders ZX154
Busbar centre spacing 72 mm
Cu busbars 20 x 5 mm up to 100 x 10 mm
Rated current (I_n) max. 2750 A
Rated short-time withstand current (I_{cw}) 1.0 sec. see table
Rated peak withstand current (I_{pk}) 0.1 sec. see table
Suitable for E-Cu busbars, untreated and blank
Fireproof in accordance with UL94V2

Continuous currents according to DIN 43671 for E-Cu busbars with square cross section in indoor systems at an ambient temperature of 25°C around the conductor and max. 65°C busbar temperature. If there are differences in parameters, take into account correction factors for DIN 43671.

Dimensions	Continuous current in A			Cross section	Weight
Cu busbars H x W in mm	1 Cu busbar	2 Cu busbars	3 Cu busbars	per Cu busbar (mm ²)	per Cu busbar (kg/m)
20 x 5	320	500	690	99.1	0.882
30 x 5	440	672	896	149.0	1.330
30 x 10	630	1250	-	299.0	2.660
40 x 10	850	1500	-	399.0	3.550
50 x 10	1000	1700	-	499.0	4.440
60 x 10	1250	2000	-	599.0	5.330
80 x 10	1450	2400	-	799.0	7.110
100 x 10	1700	2750	-	999.0	8.890

Short-circuit strength diagram

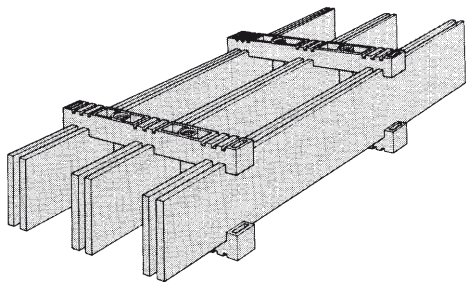


Conversion factors $I_{cw} - I_{pk}$

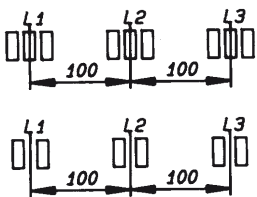
For short-circuit current I_{pk}	Conversion factor according to DIN EN 61439-1
10 - 20 kA	$I_{cw} = I_{pk} \times 0.5$
20 - 50 kA	$I_{cw} = I_{pk} \times 0.48$
> 50 kA	$I_{cw} = I_{pk} \times 0.46$

Busbar systems

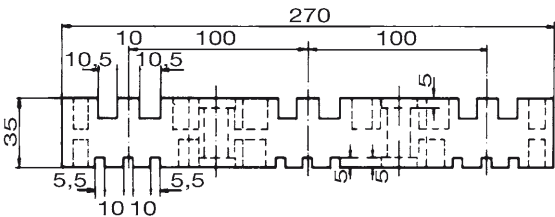
Technical specifications busbar holders ZX155



ZX155



Schematic representation



Dimensional drawing

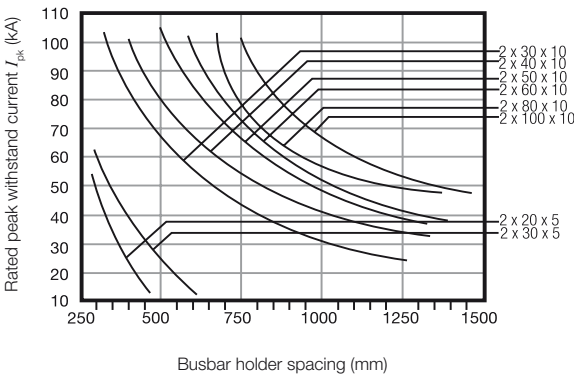
Technical specifications

Busbar holder type ZX155
Busbar system 3-pole
Busbar centre spacing 100 mm
Cu busbars 20 x 5 mm up to 160 x 10 mm
Rated current (I_n) max. 4000 A
Rated short-time withstand current (I_{cw}) 1.0 sec. see table
Rated peak withstand current (I_{pk}) 0.1 sec. see table
Suitable for E-Cu busbars, untreated and blank
Fireproof in accordance with UL94V2

Continuous currents according to DIN 43671 for E-Cu busbars with square cross section in indoor systems at an ambient temperature of 25°C around the conductor and max. 65°C busbar temperature. If there are differences in parameters, take into account correction factors for DIN 43671.

Dimensions	Continuous current in A			Cross section	Weight
	1 Cu busbar	2 Cu busbars	3 Cu busbars	per Cu busbar (mm²)	per Cu busbar (kg/m)
Cu busbars H x W in mm					
20 x 5	320	500 A	690	99.1	0.882
30 x 5	440	672 A	896	149.0	1.330
30 x 10	630	1250	-	299.0	2.660
40 x 10	850	1500	-	399.0	3.550
50 x 10	1000	1700	-	499.0	4.440
60 x 10	1250	2000	-	599.0	5.330
80 x 10	1450	2400	-	799.0	7.110
100 x 10	1700	2750	-	999.0	8.890
120 x 10	2000	3500	-	1199.0	10.660
160 x 10	2500	4000	-	1599.0	14.220

Short-circuit strength diagram



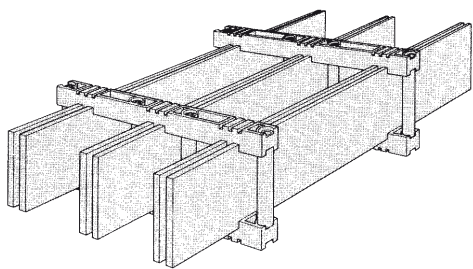
Conversion factors $I_{cw} - I_{pk}$

For short-circuit current I_{pk}	Conversion factor according to DIN EN 61439-1
10 - 20 kA	$I_{cw} = I_{pk} \times 0.5$
20 - 50 kA	$I_{cw} = I_{pk} \times 0.48$
> 50 kA	$I_{cw} = I_{pk} \times 0.46$

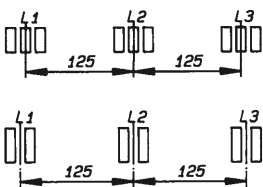
> Dimensions in mm

Busbar systems

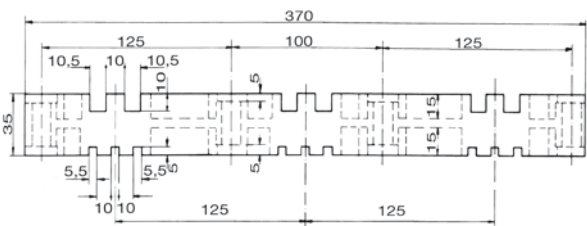
Technical specifications busbar holders ZX156



ZX156



Schematic representation



Dimensional drawing

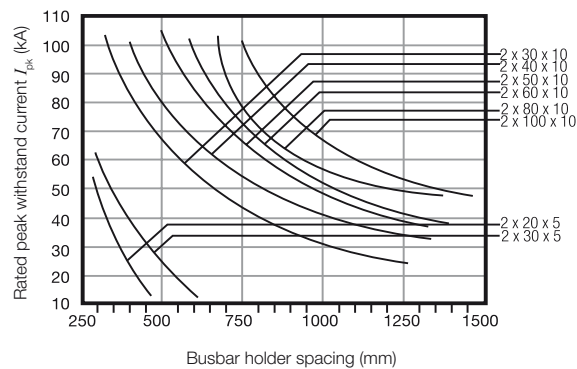
> Dimensions in mm

Technical specifications	
Busbar holder type ZX156	
Busbar system 3-pole	
Busbar centre spacing 125 mm	
Cu busbars 20 x 5 mm up to 160 x 10 mm	
Rated current (I_n) max. 4000 A	
Rated short-time withstand current (I_{cw}) 1.0 sec. see table	
Rated peak withstand current (I_{pk}) 0.1 sec. see table	
Suitable for E-Cu busbars, untreated and blank	
Fireproof in accordance with UL94V2	

Continuous currents according to DIN 43671 for E-Cu busbars with square cross section in indoor systems at an ambient temperature of 25°C around the conductor and max. 65°C busbar temperature If there are differences in parameters, take into account correction factors for DIN 43671.

Dimensions Cu busbars H x W in mm	Continuous current in A			Cross section per Cu busbar (mm ²)	Weight per Cu busbar (kg/m)
	1 Cu busbar	2 Cu busbars	3 Cu busbars		
20 x 5	320	500	690	99.1	0.882
30 x 5	440	672	896	149.0	1.330
30 x 10	630	1250	-	299.0	2.660
40 x 10	850	1500	-	399.0	3.550
50 x 10	1000	1700	-	499.0	4.440
60 x 10	1250	2000	-	599.0	5.330
80 x 10	1450	2400	-	799.0	7.110
100 x 10	1700	2750	-	999.0	8.890
120 x 10	2000	3500	-	1199.0	10.660
160 x 10	2500	4000	-	1599.0	14.220

Short-circuit strength diagram

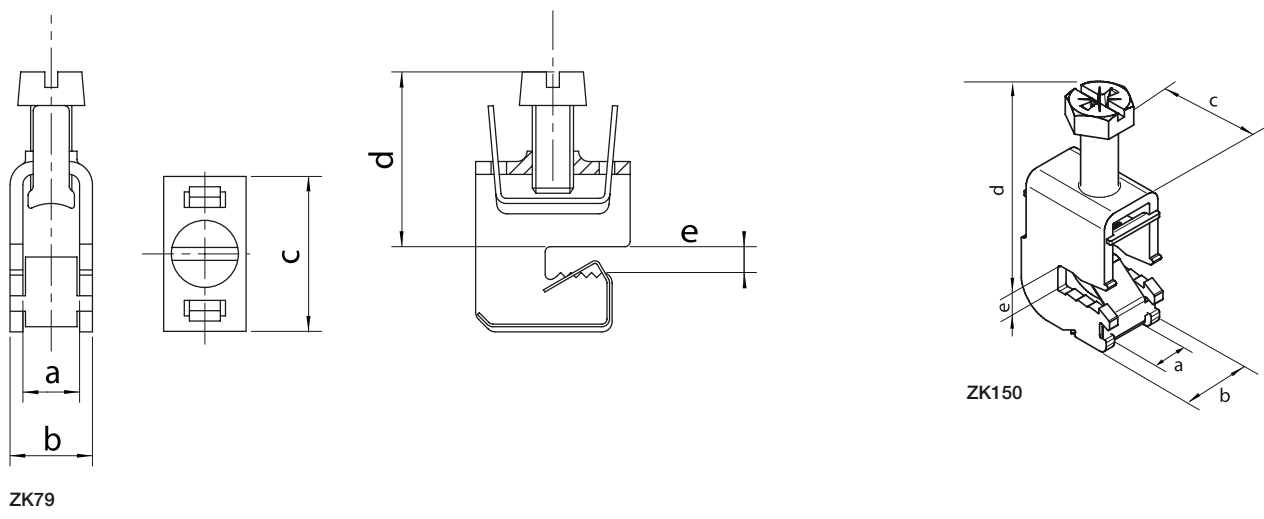


Conversion factors $I_{cw} - I_{pk}$	
For short-circuit current I_{PK}	Conversion factor according to DIN EN 61439-1
10 - 20 kA	$I_{cw} = I_{pk} \times 0.5$
20 - 50 kA	$I_{cw} = I_{pk} \times 0.48$
> 50 kA	$I_{cw} = I_{pk} \times 0.46$

Notes

Busbar systems

Technical specifications snap-on connection terminals



9

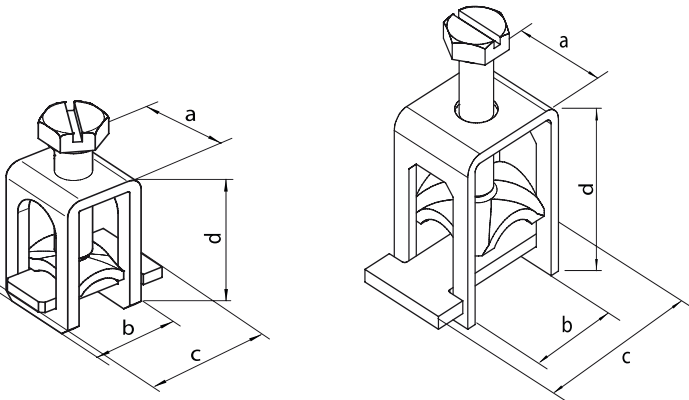
Type	a	b	c	d	e	Connection cross-section mm ²	Busbar dimensions Height	Torque Nm	Material Copper (cu)	Aluminium (Al)	Conductor types Round, single-wire	Round, multi-wire	Sector-shaped, single-wire	Sector-shaped, multi-wire	Finely stranded	Wire end sleeve*	Laminated copper H x W x D in mm
ZK79	7.5	11.5	22.5	25.0	5.0	1.5 - 16	5	4	x	-	x	x	-	-	x	x	8 x 6 x 0.5
ZK81	10.5	15.5	29.0	35.0	5.0	4 - 35	5	6	x	-	x	x	-	-	x	x	3 x 9 x 0.8 6 x 9 x 0.8
ZK150	11.0	16.0	26.5	44.0	5.0	25 - 50	5	10	x	-	x	x	-	-	x	x	-
ZK178	14.5	20.5	32.0	42.0	5.0	16 - 70	5	10	x	-	-	x	-	-	x	x	3 x 9 x 0.8 6 x 9 x 0.8 6 x 13 x 0.5
ZK157	17.0	23.5	36.0	55.0	5.0	16 - 120	5	15	x	-	-	x	-	-	x	x	4 x 15.5 x 0.8 6 x 15.5 x 0.8 10 x 15.5 x 0.8
ZK87	7.5	11.5	22.5	25.0	10.0	1.5 - 16	10	4	x	-	x	x	-	-	x	x	8 x 6 x 0.5
ZK156	14.5	20.5	32.0	42.0	10.0	16 - 70	10	10	x	-	-	x	-	-	x	x	3 x 9 x 0.8 6 x 9 x 0.8 6 x 13 x 0.5
ZK154	17.0	23.5	36.0	55.0	10.0	16 - 120	10	15	x	-	-	x	-	-	x	x	4 x 15.5 x 0.8 6 x 15.5 x 0.8 10 x 15.5 x 0.8

*The entire surface (30 mm) of the wire end sleeve must rest on the copper.

> Dimensions in mm

Busbar systems

Technical specifications connection terminals with insertion element



ZK83

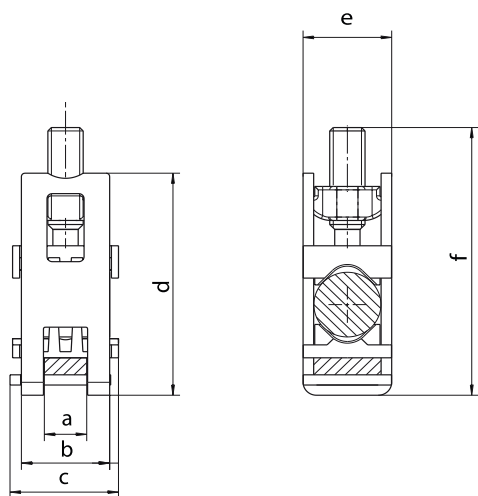
ZK152

Type	a	b	c	d	Connection cross-section mm ²	Busbar dimensions Height	Torque Nm	Copper (cu)	Aluminium (Al)	Connection cross-section min. - max. mm ²	Explanations Conductor type
ZK83	21	19.5	29.2	38	16 - 70 16 - 95	12 x 5 12 x 10	15	x	-	16 - 16 16 - 70 16 - 95 16 - 70 35 - 70	Single-wire Finely stranded with wire end sleeve (fixed installation) Multi-wire Finely stranded with wire end sleeve (flexible conductor) Sector-shaped conductor
ZK152	30	37	54.6	53	50 - 120 50 - 120	30 x 5 30 x 10	25	x	-	16 - 120 16 - 120 16 - 120 35 - 120	Finely stranded with wire end sleeve (fixed installation) Multi-wire Finely stranded with wire end sleeve (flexible conductor)* Sector-shaped conductor

> Dimensions in mm

Busbar systems

Technical specifications frame terminals



ZK891

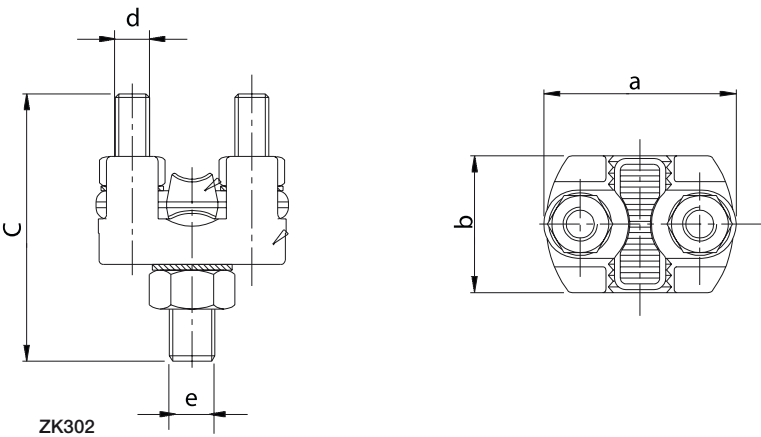
9

Type	a	b	c	d	e	f	Connection cross-section	Busbar dimensions	Torque	Copper (cu)	Aluminium (Al)	Round, single-wire	Round, multi-wire	Sector-shaped, single-wire	Sector-shaped, multi-wire	Finely stranded	Wire end sleeve*
ZK891	12.0	25.0	31.0	65.3	25.1	79.0	16 - 150	12 x 5	20	x	x	x	x	x	x	x	x
							16 - 150	12 x 10									
ZK86	12.0	25.0	34.0	66.0	32.3	80.0	35 - 185	12 x 5	40	x	x	x	x	x	x	x	x
							35 - 120	12 x 10									

*The entire surface (30 mm) of the wire end sleeve must rest on the copper.
> Dimensions in mm

Busbar systems

Technical specifications on bar terminals



Type	a	b	c	d	e	Connection cross-section mm²	Rated current (I _n) (A)	Torque Nm	Copper (cu) Material	Aluminium (Al)
ZK302	33	24	50	2 x M6	1 x M8	10 - 95	160	M6 = 6 Nm M8 = 15 Nm	X	X
ZK303	45	32	64	2 x M8	1 x M12	16 - 150	250	M8 = 15 Nm M12 = 50 Nm	X	X
ZK304	50	36	78	2 x M10	1 x M12	35 - 240	400	M10 = 29 Nm M12 = 50 Nm	X	X

> Dimensions in mm

Index

Type	Ord. No.	EAN Code	Product-code	Price	Page
1/000AF300	2CPX042360R9999	4011617423607	316010		6/13
1/000AF301	2CPX042377R9999	4011617423775	316010		6/13
1/00A	2CPX036061R9999	4011617360612	302010		3/3
1/00AF300	2CPX042361R9999	4011617423614	316010		6/13
1/00AF301	2CPX042378R9999	4011617423782	316010		6/13
1/00B	2CPX036360R9999	4011617363606	305010		3/17
1/0A	2CPX036001R9999	4011617360018	302020		3/3
1/0AF300	2CPX042363R9999	4011617423638	316010		6/13
1/0AF301	2CPX042380R9999	4011617423805	316010		6/13
1/0B	2CPX036370R9999	4011617363705	305020		3/17
1/0EF11	2CPX041074R9999	4011617410744	707020		6/30
1/0MF300	2CPX042420R9999	4011617424208	316010		6/17
1/0MF301	2CPX042424R9999	4011617424246	316010		6/17
1/0UF2020	2CPX040008R9999	4011617400080	316020		6/11
1/0UF2021	2CPX040052R9999	4011617400523	316020		6/11
1/0UF2120	2CPX040009R9999	4011617400097	316020		6/11
1/0UF2121	2CPX040053R9999	4011617400530	316020		6/11
1/0VF10	2CPX041048R9999	4011617410485	707020		6/29
1/0VF11	2CPX041061R9999	4011617410614	707020		6/29
1/1A	2CPX036011R9999	4011617360117	302030		3/3
1/1AF300	2CPX042365R9999	4011617423652	316010		6/13
1/1AF301	2CPX042382R9999	4011617423829	316010		6/13
1/1B	2CPX036380R9999	4011617363804	305030		3/17
1/1MF300	2CPX042421R9999	4011617424215	316010		6/17
1/1MF301	2CPX042425R9999	4011617424253	316010		6/17
1/2A	2CPX036021R9999	4011617360216	302040		3/3
1/2AF300	2CPX042367R9999	4011617423676	316010		6/13
1/2AF301	2CPX042384R9999	4011617423843	316010		6/13
1/2B	2CPX036390R9999	4011617363903	305040		3/17
1/2UF2021	2CPX040076R9999	4011617400769	316020		6/11
1/2UF2120	2CPX040029R9999	4011617400295	316020		6/11
1/2UF2121	2CPX040077R9999	4011617400776	316020		6/11
1/3A	2CPX036031R9999	4011617360315	302050		3/3
1/3B	2CPX036400R9999	4011617364009	305050		3/17
1/3MF300	2CPX042423R9999	4011617424239	316010		6/17
1/3MF301	2CPX042427R9999	4011617424277	316010		6/17
1/4A	2CPX036041R9999	4011617360414	302060		3/3
1/4AF300	2CPX042370R9999	4011617423706	316010		6/13
1/4B	2CPX036410R9999	4011617364108	305060		3/17
1/5A	2CPX036051R9999	4011617360513	302070		3/3
1/5B	2CPX036420R9999	4011617364207	305070		3/17
1/8H	2CPX034321R9999	4011617343219	413010		3/25
1/8HS	2CPX034326R9999	4011617343264	414010		3/24
1/8R3	2CPX045601R9999	4011617456018	507010		5/16
1/8R4	2CPX045611R9999	4011617456117	507010		5/16
1/8R6	2CPX045621R9999	4011617456216	507010		5/16
1/8RG3	2CPX045641R9999	4011617456414	508010		5/17
1/8RG4	2CPX045651R9999	4011617456513	508010		5/17
1/8RG6	2CPX045661R9999	4011617456612	508010		5/17
1/8SF300	2CPX042392R9999	4011617423928	412010		6/15
1/8SF301	2CPX042406R9999	4011617424062	412010		6/15
1/8SF310	2CPX042393R9999	4011617423935	412010		6/15
1/8SF311	2CPX042407R9999	4011617424079	412010		6/15
1/10R3	2CPX045606R9999	4011617456063	507020		5/16
1/10R4	2CPX045616R9999	4011617456162	507020		5/16
1/10R6	2CPX045626R9999	4011617456261	507020		5/16
1/10RG3	2CPX045646R9999	4011617456469	508020		5/17
1/10RG4	2CPX045656R9999	4011617456568	508020		5/17
1/10RG6	2CPX045666R9999	4011617456667	508020		5/17
1B00A	2CPX037585R9999	4011617375852	801010		7/128
1B0A	2CPX037601R9999	4011617376019	801020		7/128
1B1A	2CPX037620R9999	4011617376200	801030		7/128
1B2A	2CPX037632R9999	4011617376323	801040		7/128
1B3A	2CPX037649R9999	4011617376491	801050		7/128
1B4A	2CPX037661R9999	4011617376613	801060		7/128
1B5A	2CPX037675R9999	4011617376750	801070		7/128
1M00A	2CPX037582R9999	4011617375821	801010		7/129
1M0A	2CPX037595R9999	4011617375951	801020		7/129
1M1A	2CPX037614R9999	4011617376149	801030		7/129
1M2A	2CPX037626R9999	4011617376262	801040		7/129

Type	Ord. No.	EAN Code	Product-code	Price	Page
1M3A	2CPX037643R9999	4011617376439	801050		7/129
1M4A	2CPX037655R9999	4011617376552	801060		7/129
1M5A	2CPX037669R9999	4011617376699	801070		7/129
1MK00A	2CPX037179R9999	4011617371793	801010		7/129
1MK0A	2CPX037180R9999	4011617371809	801020		7/129
1MK1A	2CPX037181R9999	4011617371816	801030		7/129
1MK2A	2CPX037182R9999	4011617371823	801040		7/129
1MM00A	2CPX030982R9999	4011617309826	808030		2/19
1MM0A	2CPX030987R9999	4011617309871	808030		2/19
1MM1A	2CPX030988R9999	4011617309888	808030		2/19
1MM2A	2CPX030989R9999	4011617309895	808030		2/19
1V0-150	2CPX077802R9999	4011617778028	801020		7/126
1V00-150	2CPX077800R9999	4011617778004	801010		7/126
1V002A	2CPX037590R9999	4011617375906	801010		7/128
1V00A	2CPX037580R9999	4011617375807	801010		7/126
1V02A	2CPX037606R9999	4011617376064	801020		7/128
1V0A	2CPX037591R9999	4011617375913	801020		7/126
1V0KA	2CPX037593R9999	4011617375937	801020		7/127
1V1-150	2CPX077804R9999	4011617778042	801030		7/126
1V1A	2CPX037610R9999	4011617376101	801030		7/126
1V1K-150	2CPX077806R9999	4011617778066	801030		7/127
1V1KA	2CPX037612R9999	4011617376125	801030		7/127
1V2-150	2CPX077808R9999	4011617778080	801040		7/126
1V2A	2CPX037622R9999	4011617376224	801040		7/126
1V2K-150	2CPX077810R9999	4011617778103	801040		7/127
1V2KA	2CPX037624R9999	4011617376248	801040		7/127
1V3A	2CPX037639R9999	4011617376392	801050		7/126
1V3KA	2CPX037641R9999	4011617376415	801050		7/127
1V4A	2CPX037651R9999	4011617376514	801060		7/126
1V4KA	2CPX037653R9999	4011617376538	801060		7/127
1V5A	2CPX037665R9999	4011617376651	801070		7/126
1V5KA	2CPX037667R9999	4011617376675	801070		7/127
1V23A	2CPX037634R9999	4011617376347	801040		7/126
1V23KA	2CPX037637R9999	4011617376378	801040		7/127
2/00A	2CPX036062R9999	4011617360629	302010		3/3
2/00AF300	2CPX042362R9999	4011617423621	316010		6/13
2/00AF301	2CPX042379R9999	4011617423799	316010		6/13
2/00B	2CPX036361R9999	4011617363613	305010		3/17
2/0A	2CPX036002R9999	4011617360025	302020		3/3
2/0AF300	2CPX042364R9999	4011617423645	316010		6/13
2/0AF301	2CPX042381R9999	4011617423812	316010		6/13
2/0AF400	2CPX042372R9999	4011617423720	316010		6/13
2/0B	2CPX036371R9999	4011617363712	305020		3/17
2/0EF11	2CPX041075R9999	4011617410751	707020		6/30
2/0UF2020	2CPX040020R9999	4011617400202	316020		6/11
2/0UF2021	2CPX040064R9999	4011617400646	316020		6/11
2/0UF2120	2CPX040021R9999	4011617400219	316020		6/11
2/0UF2121	2CPX040065R9999	4011617400653	316020		6/11
2/0VF10	2CPX041049R9999	4011617410492	707020		6/29
2/0VF11	2CPX041062R9999	4011617410621	707020		6/29
2/1A	2CPX036012R9999	4011617360124	302030		3/3
2/1AF300	2CPX042366R9999	4011617423669	316010		6/13
2/1AF301	2CPX042383R9999	4011617423836	316010		6/13
2/1AF400	2CPX042373R9999	4011617423737	316010		6/13
2/1B	2CPX036381R9999	4011617363811	305030		3/17
2/1EF11	2CPX041076R9999	4011617410768	707020		6/30
2/1MF300	2CPX042422R9999	4011617424222	316010		6/17
2/1MF301	2CPX042426R9999	4011617424260	316010		6/17
2/1VF10	2CPX041050R9999	4011617410508	707020		6/29
2/1VF11	2CPX041063R9999	4011617410638	707020		6/29
2/2A	2CPX036022R9999	4011617360223	302040		3/3
2/2AF300	2CPX042368R9999	4011617423683	316010		6/13
2/2AF301	2CPX042385R9999	4011617423850	316010		6/13
2/2AF400	2CPX042374R9999	4011617423744	316010		6/13
2/2AF401	2CPX042389R9999	4011617423898	316010		6/13
2/2B	2CPX036391R9999	4011617363910	305040		3/17
2/2EF11	2CPX041078R9999	4011617410782	707020		6/30
2/2UF2020	2CPX040040R9999	4011617400400	316020		6/11
2/2UF2021	2CPX040088R9999	4011617400882	316020		6/11
2/2UF2120	2CPX040041R9999	4011617400417	316020		6/11

Type	Ord. No.	EAN Code	Product-code	Price	Page
2/2UF2121	2CPX040089R9999	4011617400899	316020		6/11
2/2VF10	2CPX041052R9999	4011617410522	707020		6/29
2/2VF11	2CPX041065R9999	4011617410652	707020		6/29
2/3A	2CPX036032R9999	4011617360322	302050		3/3
2/3B	2CPX036401R9999	4011617364016	305050		3/17
2/4A	2CPX036042R9999	4011617360421	302060		3/3
2/4AF300	2CPX042371R9999	4011617423713	316010		6/13
2/4AF301	2CPX042387R9999	4011617423874	316010		6/13
2/4AF400	2CPX042376R9999	4011617423768	316010		6/13
2/4AF401	2CPX042391R9999	4011617423911	316010		6/13
2/4B	2CPX036411R9999	4011617364115	305060		3/17
2/4EF11	2CPX041080R9999	4011617410805	707020		6/30
2/4VF10	2CPX041054R9999	4011617410546	707020		6/29
2/4VF11	2CPX041067R9999	4011617410676	707020		6/29
2/5A	2CPX036052R9999	4011617360520	302070		3/3
2/5B	2CPX036421R9999	4011617364214	305070		3/17
2/8EVF1	2CPX041082R9999	4011617410829	707020		6/30
2/8H	2CPX034322R9999	4011617343226	413010		3/25
2/8HS	2CPX034327R9999	4011617343271	414010		3/24
2/8R3	2CPX045602R9999	4011617456025	507010		5/16
2/8R4	2CPX045612R9999	4011617456124	507010		5/16
2/8R6	2CPX045622R9999	4011617456223	507010		5/16
2/8R8	2CPX045632R9999	4011617456322	507010		5/16
2/8RG3	2CPX045642R9999	4011617456421	508010		5/17
2/8RG4	2CPX045652R9999	4011617456520	508010		5/17
2/8RG6	2CPX045662R9999	4011617456629	508010		5/17
2/8RG8	2CPX045672R9999	4011617456728	508010		5/17
2/8SF300	2CPX042394R9999	4011617423942	412010		6/15
2/8SF301	2CPX042408R9999	4011617424086	412010		6/15
2/8SF310	2CPX042395R9999	4011617423959	412010		6/15
2/8SF311	2CPX042409R9999	4011617424093	412010		6/15
2/8SF600	2CPX042400R9999	4011617424000	412010		6/15
2/8SF601	2CPX042414R9999	4011617424147	412010		6/15
2/8SF610	2CPX042401R9999	4011617424017	412010		6/15
2/8SF611	2CPX042415R9999	4011617424154	412010		6/15
2/8VF10	2CPX041056R9999	4011617410560	707020		6/29
2/8VF11	2CPX041069R9999	4011617410690	707020		6/29
2/10R3	2CPX045607R9999	4011617456070	507020		5/16
2/10R4	2CPX045617R9999	4011617456179	507020		5/16
2/10R6	2CPX045627R9999	4011617456278	507020		5/16
2/10R8	2CPX045637R9999	4011617456377	507020		5/16
2/10RG3	2CPX045647R9999	4011617456476	508020		5/17
2/10RG4	2CPX045657R9999	4011617456575	508020		5/17
2/10RG6	2CPX045667R9999	4011617456674	508020		5/17
2/10RG8	2CPX045677R9999	4011617456773	508020		5/17
2B00A	2CPX037586R9999	4011617375869	801010		7/128
2B0A	2CPX037602R9999	4011617376026	801020		7/128
2B1A	2CPX037621R9999	4011617376217	801030		7/128
2B2A	2CPX037633R9999	4011617376330	801040		7/128
2B3A	2CPX037650R9999	4011617376507	801050		7/128
2B4A	2CPX037662R9999	4011617376620	801060		7/128
2B5A	2CPX037676R9999	4011617376767	801070		7/128
2M00A	2CPX037583R9999	4011617375838	801010		7/129
2M0A	2CPX037596R9999	4011617375968	801020		7/129
2M1A	2CPX037615R9999	4011617376156	801030		7/129
2M2A	2CPX037627R9999	4011617376279	801040		7/129
2M3A	2CPX037644R9999	4011617376446	801050		7/129
2M4A	2CPX037656R9999	4011617376569	801060		7/129
2M5A	2CPX037670R9999	4011617376705	801070		7/129
2V0-150	2CPX077803R9999	4011617778035	801020		7/126
2V00-150	2CPX077801R9999	4011617778011	801010		7/126
2V002A	2CPX037609R9999	4011617376095	801010		7/128
2V00A	2CPX037581R9999	4011617375814	801010		7/126
2V02A	2CPX037607R9999	4011617376071	801020		7/128
2VOA	2CPX037592R9999	4011617375920	801020		7/126
2V0KA	2CPX037594R9999	4011617375944	801020		7/127
2V1A	2CPX037611R9999	4011617376118	801030		7/126
2V1KA	2CPX037613R9999	4011617376132	801030		7/127
2V2A	2CPX037623R9999	4011617376231	801040		7/126
2V2KA	2CPX037625R9999	4011617376255	801040		7/127

Type	Ord. No.	EAN Code	Product-code	Price	Page
2V3A	2CPX037640R9999	4011617376408	801050		7/126
2V3KA	2CPX037642R9999	4011617376422	801050		7/127
2V4A	2CPX037652R9999	4011617376521	801060		7/126
2V4KA	2CPX037654R9999	4011617376545	801060		7/127
2V5A	2CPX037666R9999	4011617376668	801070		7/126
2V5KA	2CPX037668R9999	4011617376682	801070		7/127
2V1-150	2CPX077805R9999	4011617778059	801030		7/126
2V1K-150	2CPX077807R9999	4011617778073	801030		7/127
2V2-150	2CPX077809R9999	4011617778097	801040		7/126
2V23A	2CPX037635R9999	4011617376354	801040		7/126
2V23KA	2CPX037638R9999	4011617376385	801040		7/127
2V2K-150	2CPX077811R9999	4011617778110	801040		7/127
3/00A	2CPX036063R9999	4011617360636	302010		3/3
3/00B	2CPX036362R9999	4011617363620	305010		3/17
3/0A	2CPX036003R9999	4011617360032	302020		3/3
3/0B	2CPX036372R9999	4011617363729	305020		3/17
3/1A	2CPX036013R9999	4011617360131	302030		3/3
3/1B	2CPX036382R9999	4011617363828	305030		3/17
3/1EF11	2CPX041077R9999	4011617410775	707020		6/30
3/1VF10	2CPX041051R9999	4011617410515	707020		6/29
3/1VF11	2CPX041064R9999	4011617410645	707020		6/29
3/2A	2CPX036023R9999	4011617360230	302040		3/3
3/2B	2CPX036392R9999	4011617363927	305040		3/17
3/2EF11	2CPX041079R9999	4011617410799	707020		6/30
3/2VF10	2CPX041053R9999	4011617410539	707020		6/29
3/2VF11	2CPX041066R9999	4011617410669	707020		6/29
3/3A	2CPX036033R9999	4011617360339	302050		3/3
3/3B	2CPX036402R9999	4011617364023	305050		3/17
3/4A	2CPX036043R9999	4011617360438	302060		3/3
3/4B	2CPX036412R9999	4011617364122	305060		3/17
3/4EF11	2CPX041081R9999	4011617410812	707020		6/30
3/4VF10	2CPX041055R9999	4011617410553	707020		6/29
3/4VF11	2CPX041068R9999	4011617410683	707020		6/29
3/5A	2CPX036053R9999	4011617360537	302070		3/3
3/5B	2CPX036422R9999	4011617364221	305070		3/17
3/8H	2CPX034323R9999	4011617343233	413010		3/25
3/8HS	2CPX034328R9999	4011617343288	414010		3/24
3/8R3	2CPX045603R9999	4011617456032	507010		5/16
3/8R4	2CPX045613R9999	4011617456131	507010		5/16
3/8R6	2CPX045623R9999	4011617456230	507010		5/16
3/8R8	2CPX045633R9999	4011617456339	507010		5/16
3/8RG3	2CPX045643R9999	4011617456438	508010		5/17
3/8RG4	2CPX045653R9999	4011617456537	508010		5/17
3/8RG6	2CPX045663R9999	4011617456636	508010		5/17
3/8RG8	2CPX045673R9999	4011617456735	508010		5/17
3/8SF300	2CPX042396R9999	4011617423966	412010		6/15
3/8SF301	2CPX042410R9999	4011617424109	412010		6/15
3/8SF310	2CPX042397R9999	4011617423973	412010		6/15
3/8SF311	2CPX042411R9999	4011617424116	412010		6/15
3/8SF600	2CPX042402R9999	4011617424024	412010		6/15
3/8SF601	2CPX042416R9999	4011617424161	412010		6/15
3/8SF610	2CPX042403R9999	4011617424031	412010		6/15
3/8SF611	2CPX042417R9999	4011617424178	412010		6/15
3/10R3	2CPX045608R9999	4011617456087	507020		5/16
3/10R4	2CPX045618R9999	4011617456186	507020		5/16
3/10R6	2CPX045628R9999	4011617456285	507020		5/16
3/10R8	2CPX045638R9999	4011617456384	507020		5/16
3/10RG3	2CPX045648R9999	4011617456483	508020		5/17
3/10RG4	2CPX045658R9999	4011617456582	508020		5/17
3/10RG6	2CPX045668R9999	4011617456681	508020		5/17
3/10RG8	2CPX045678R9999	4011617456780	508020		5/17
3/2AF300	2CPX042369R9999	4011617423690	316010		6/13
3/2AF301	2CPX042386R9999	4011617423867	316010		6/13
3/2AF400	2CPX042375R9999	4011617423751	316010		6/13
3/2AF401	2CPX042390R9999	4011617423904	316010		6/13
4/00A	2CPX036064R9999	4011617360643	302010		3/3
4/0A	2CPX036004R9999	4011617360049	302020		3/3
4/0B	2CPX036373R9999	4011617363736	305020		3/17
4/1A	2CPX036014R9999	4011617360148	302030		3/3
4/1B	2CPX036383R9999	4011617363835	305030		3/17

Index

Type	Ord. No.	EAN Code	Product-code	Price	Page
4/2A	2CPX036024R9999	4011617360247	302040		3/3
4/2B	2CPX036393R9999	4011617363934	305040		3/17
4/2EF21	2CPX041083R9999	4011617410836	707020		6/30
4/2VF20	2CPX041057R9999	4011617410577	707020		6/29
4/2VF21	2CPX041070R9999	4011617410706	707020		6/29
4/3A	2CPX036034R9999	4011617360346	302050		3/3
4/3B	2CPX036403R9999	4011617364030	305050		3/17
4/3EF21	2CPX041084R9999	4011617410843	707020		6/30
4/3VF20	2CPX041058R9999	4011617410584	707020		6/29
4/3VF21	2CPX041071R9999	4011617410713	707020		6/29
4/4A	2CPX036044R9999	4011617360445	302060		3/3
4/4B	2CPX036413R9999	4011617364139	305060		3/17
4/4EF21	2CPX041085R9999	4011617410850	707020		6/30
4/4VF20	2CPX041059R9999	4011617410591	707020		6/29
4/4VF21	2CPX041072R9999	4011617410720	707020		6/29
4/5A	2CPX036054R9999	4011617360544	302070		3/3
4/5B	2CPX036423R9999	4011617364238	305070		3/17
4/8EF21	2CPX041086R9999	4011617410867	707020		6/30
4/8H	2CPX034324R9999	4011617343240	413010		3/25
4/8HS	2CPX034329R9999	4011617343295	414010		3/24
4/8R3	2CPX045604R9999	4011617456049	507010		5/16
4/8R4	2CPX045614R9999	4011617456148	507010		5/16
4/8R6	2CPX045624R9999	4011617456247	507010		5/16
4/8R8	2CPX045634R9999	4011617456346	507010		5/16
4/8RG3	2CPX045644R9999	4011617456445	508010		5/17
4/8RG4	2CPX045654R9999	4011617456544	508010		5/17
4/8RG6	2CPX045664R9999	4011617456643	508010		5/17
4/8RG8	2CPX045674R9999	4011617456742	508010		5/17
4/8SF300	2CPX042398R9999	4011617423980	412010		6/15
4/8SF301	2CPX042412R9999	4011617424123	412010		6/15
4/8SF600	2CPX042404R9999	4011617424048	412010		6/15
4/8SF601	2CPX042418R9999	4011617424185	412010		6/15
4/8VF20	2CPX041060R9999	4011617410607	707020		6/29
4/8VF21	2CPX041073R9999	4011617410737	707020		6/29
4/10R3	2CPX045609R9999	4011617456094	507020		5/16
4/10R4	2CPX045619R9999	4011617456193	507020		5/16
4/10R6	2CPX045629R9999	4011617456292	507020		5/16
4/10R8	2CPX045639R9999	4011617456391	507020		5/16
4/10RG3	2CPX045649R9999	4011617456490	508020		5/17
4/10RG4	2CPX045659R9999	4011617456599	508020		5/17
4/10RG6	2CPX045669R9999	4011617456698	508020		5/17
4/10RG8	2CPX045679R9999	4011617456797	508020		5/17
5/00A	2CPX036065R9999	4011617360650	302010		3/3
5/0A	2CPX036005R9999	4011617360056	302020		3/3
5/0B	2CPX036374R9999	4011617363743	305020		3/17
5/1A	2CPX036015R9999	4011617360155	302030		3/3
5/1B	2CPX036384R9999	4011617363842	305030		3/17
5/2A	2CPX036025R9999	4011617360254	302040		3/3
5/2B	2CPX036394R9999	4011617363941	305040		3/17
5/3A	2CPX036035R9999	4011617360353	302050		3/3
5/3B	2CPX036404R9999	4011617364047	305050		3/17
5/4A	2CPX036045R9999	4011617360452	302060		3/3
5/4B	2CPX036414R9999	4011617364146	305060		3/17
5/5A	2CPX036055R9999	4011617360551	302070		3/3
5/5B	2CPX036424R9999	4011617364245	305070		3/17
5/8R3	2CPX045605R9999	4011617456056	507010		5/16
5/8R4	2CPX045615R9999	4011617456155	507010		5/16
5/8R6	2CPX045625R9999	4011617456254	507010		5/16
5/8R8	2CPX045635R9999	4011617456353	507010		5/16
5/8RG3	2CPX045645R9999	4011617456452	508010		5/17
5/8RG4	2CPX045655R9999	4011617456551	508010		5/17
5/8RG6	2CPX045665R9999	4011617456650	508010		5/17
5/8RG8	2CPX045675R9999	4011617456759	508010		5/17
5/10R3	2CPX045610R9999	4011617456100	507020		5/16
5/10R4	2CPX045620R9999	4011617456209	507020		5/16
5/10R6	2CPX045630R9999	4011617456308	507020		5/16
5/10R8	2CPX045640R9999	4011617456407	507020		5/16
5/10RG3	2CPX045650R9999	4011617456506	508020		5/17
5/10RG4	2CPX045660R9999	4011617456605	508020		5/17
5/10RG6	2CPX045670R9999	4011617456704	508020		5/17

Type	Ord. No.	EAN Code	Product-code	Price	Page
5/10RG8	2CPX045680R9999	4011617456803	508020		5/17
A312N2	2CPX031291R9999	4011617312918	102011		1/34
A324N3	2CPX031292R9999	4011617312925	102021		1/34
A336N3	2CPX031293R9999	4011617312932	102031		1/34
A348N3	2CPX031294R9999	4011617312949	102041		1/34
A360	2CPX031635R9999	4011617316350	703040		1/35
A361	2CPX031636R9999	4011617316367	703040		1/35
A362	2CPX031637R9999	4011617316374	703040		1/35
A363	2CPX031638R9999	4011617316381	703040		1/35
A368	2CPX031631R9999	4011617316312	703041		1/35
A369	2CPX031632R9999	4011617316329	703041		1/35
A370	2CPX031633R9999	4011617316336	703041		1/35
A371	2CPX031634R9999	4011617316343	703041		1/35
AG11	2CPX062801R9999	4011617628019	706030		7/104
AG11	2CPX062801R9999	4011617628019	706030		7/106
AG12	2CPX062803R9999	4011617628033	706030		7/104
AG12S	2CPX062228R9999	4011617622284	706030		7/110
AG13	2CPX062805R9999	4011617628057	706030		7/104
AG13S	2CPX062230R9999	4011617622307	706030		7/110
AG14	2CPX062807R9999	4011617628071	706030		7/104
AG14S	2CPX062232R9999	4011617622321	706030		7/110
AG15	2CPX062809R9999	4011617628095	706030		7/104
AG21	2CPX062811R9999	4011617628118	706030		7/104
AG21	2CPX062811R9999	4011617628118	706030		7/106
AG22	2CPX062813R9999	4011617628132	706030		7/104
AG22S	2CPX062229R9999	4011617622291	706030		7/113
AG23	2CPX062815R9999	4011617628156	706030		7/104
AG23S	2CPX062231R9999	4011617622314	706030		7/113
AG24	2CPX062817R9999	4011617628170	706030		7/105
AG24S	2CPX062233R9999	4011617622338	706030		7/113
AG25	2CPX062819R9999	4011617628194	706030		7/105
AG31	2CPX062821R9999	4011617628217	706030		7/105
AG31	2CPX062821R9999	4011617628217	706030		7/107
AG32	2CPX062823R9999	4011617628231	706030		7/105
AG33	2CPX062825R9999	4011617628255	706030		7/105
AG34	2CPX062827R9999	4011617628279	706030		7/105
AG35	2CPX062829R9999	4011617628293	706030		7/105
AG65	2CPX062870R9999	4011617628705	706030		7/108
AG66	2CPX062871R9999	4011617628712	706030		7/111
AG67	2CPX062872R9999	4011617628729	706030		7/114
AG71	2CPX062873R9999	4011617628736	706030		7/108
AG72	2CPX062874R9999	4011617628743	706030		7/108
AG73	2CPX062875R9999	4011617628750	706030		7/108
AG75	2CPX062876R9999	4011617628767	706030		7/111
AG79	2CPX062877R9999	4011617628774	706030		7/111
AG82	2CPX062878R9999	4011617628781	706030		7/111
AG83	2CPX062879R9999	4011617628798	706030		7/111
AG84	2CPX062880R9999	4011617628804	706030		7/114
AG85	2CPX062881R9999	4011617628811	706030		7/114
AG90	2CPX062882R9999	4011617628828	706030		7/114
AG91	2CPX062883R9999	4011617628835	706030		7/114
AG92	2CPX062884R9999	4011617628842	706030		7/111
AG93	2CPX062885R9999	4011617628859	706030		7/114
AG121	2CPX062969R9999	4011617629696	706030		7/109
AG127	2CPX062986R9999	4011617629863	706030		7/109
AG128	2CPX062989R9999	4011617629894	706030		7/109
AG131	2CPX062970R9999	4011617629702	706030		7/109
AG132	2CPX062992R9999	4011617629924	706030		7/110
AG160	2CPX062886R9999	4011617628866	706030		7/109
AG161	2CPX062887R9999	4011617628873	706030		7/108
AG162	2CPX062888R9999	4011617628880	706030		7/112
AG163	2CPX062889R9999	4011617628897	706030		7/115
AG164	2CPX062890R9999	4011617628903	706030		7/110
AG165	2CPX062891R9999	4011617628910	706030		7/110
AG166	2CPX062892R9999	4011617628927	706030		7/112
AG167	2CPX062893R9999	4011617628934	706030		7/115
AG168	2CPX062894R9999	4011617628941	706030		7/110
AG172	2CPX062898R9999	4011617628989	706030		7/112
AG173	2CPX062899R9999	4011617628996	706030		7/108
AG174	2CPX062900R9999	4011617629009	706030		7/108

Index

Type	Ord. No.	EAN Code	Product-code	Price	Page
AG175	2CPX062901R9999	4011617629016	706030		7/109
AG176	2CPX062902R9999	4011617629023	706030		7/112
AG177	2CPX062903R9999	4011617629030	706030		7/112
AG178	2CPX062904R9999	4011617629047	706030		7/115
AG179	2CPX062905R9999	4011617629054	706030		7/113
AG180	2CPX062906R9999	4011617629061	706030		7/115
AG181	2CPX062907R9999	4011617629078	706030		7/112
AG182	2CPX062908R9999	4011617629085	706030		7/112
AG183	2CPX062909R9999	4011617629092	706030		7/113
AG184	2CPX062910R9999	4011617629108	706030		7/115
AG185	2CPX062911R9999	4011617629115	706030		7/110
AG186	2CPX062912R9999	4011617629122	706030		7/112
AG187	2CPX062913R9999	4011617629139	706030		7/115
AG188	2CPX062914R9999	4011617629146	706030		7/110
AG189	2CPX062915R9999	4011617629153	706030		7/112
AG190	2CPX062916R9999	4011617629160	706030		7/115
AG196	2CPX062927R9999	4011617629276	706030		7/109
AG197	2CPX062928R9999	4011617629283	706030		7/109
AG198	2CPX062929R9999	4011617629290	706030		7/111
AG200	2CPX062931R9999	4011617629313	706030		7/108
AG201	2CPX062932R9999	4011617629320	706030		7/108
AG205	2CPX062936R9999	4011617629368	706030		7/109
AG206	2CPX062855R9999	4011617628552	706030		7/109
AG207	2CPX062856R9999	4011617628569	706030		7/109
AG212	2CPX062831R9999	4011617628316	706030		7/106
AG213	2CPX062833R9999	4011617628330	706030		7/106
AG214	2CPX062835R9999	4011617628354	706030		7/106
AG215	2CPX062837R9999	4011617628378	706030		7/106
AG222	2CPX062839R9999	4011617628392	706030		7/106
AG223	2CPX062841R9999	4011617628415	706030		7/106
AG224	2CPX062843R9999	4011617628439	706030		7/107
AG225	2CPX062845R9999	4011617628453	706030		7/107
AG227	2CPX062987R9999	4011617629870	706030		7/111
AG228	2CPX062990R9999	4011617629900	706030		7/111
AG232	2CPX062847R9999	4011617628477	706030		7/107
AG233	2CPX062849R9999	4011617628491	706030		7/107
AG234	2CPX062851R9999	4011617628514	706030		7/107
AG235	2CPX062853R9999	4011617628538	706030		7/107
AG259	2CPX062979R9999	4011617629795	706030		7/111
AG321	2CPX062971R9999	4011617629719	706030		7/115
AG327	2CPX062988R9999	4011617629887	706030		7/114
AG328	2CPX062991R9999	4011617629917	706030		7/114
AG359	2CPX062980R9999	4011617629801	706030		7/114
AG1304	2CPX064157R9999	4011617641575	706030		7/109
AG1404	2CPX064158R9999	4011617641582	706030		7/111
AH1	2CPX070387R9999	4011617703877	701010		7/106
AH2	2CPX070388R9999	4011617703884	706010		7/106
AI10N	2CPX031430R9999	4011617314301	102010		1/30
AI11N	2CPX031431R9999	4011617314318	102010		1/30
AL22	2CPX030769R9999	4011617307693	205010		2/9
AL31	2CPX030770R9999	4011617307709	205020		2/9
AL32	2CPX030771R9999	4011617307716	205020		2/9
AL41	2CPX030772R9999	4011617307723	205030		2/9
AL42	2CPX030773R9999	4011617307730	205030		2/9
AL43	2CPX030774R9999	4011617307747	205030		2/9
AL51	2CPX030775R9999	4011617307754	205040		2/9
AL52	2CPX030776R9999	4011617307761	205040		2/9
AL53	2CPX030777R9999	4011617307778	205040		2/9
AL54	2CPX030778R9999	4011617307785	205040		2/9
AL61	2CPX030779R9999	4011617307792	205050		2/9
AL62	2CPX030780R9999	4011617307808	205050		2/9
AL63	2CPX030781R9999	4011617307815	205050		2/9
AL64	2CPX030782R9999	4011617307822	205050		2/9
AL72	2CPX030783R9999	4011617307839	205060		2/9
AL73	2CPX030784R9999	4011617307846	205060		2/9
AN05S	2CPX031460R9999	4011617314608	102011		1/42
AN08S	2CPX031468R9999	4011617314684	102011		1/42
AP510	2CPX030849R9999	4011617308492	703010		1/24
AP520	2CPX030850R9999	4011617308508	703010		1/24
AP530	2CPX030851R9999	4011617308515	703010		1/24

Type	Ord. No.	EAN Code	Product-code	Price	Page
AP540	2CPX030852R9999	4011617308522	703010		1/24
AS11	2CPX062802R9999	4011617628026	706030		7/104
AS11	2CPX062802R9999	4011617628026	706030		7/106
AS12	2CPX062804R9999	4011617628040	706030		7/104
AS13	2CPX062806R9999	4011617628064	706030		7/104
AS13V	2CPX062772R9999	4011617627722	706030		8/15
AS14	2CPX062808R9999	4011617628088	706030		7/104
AS14V	2CPX062773R9999	4011617627739	706030		8/15
AS15	2CPX062810R9999	4011617628101	706030		7/104
AS15V	2CPX062774R9999	4011617627746	706030		8/15
AS21	2CPX062812R9999	4011617628125	706030		7/104
AS21	2CPX062812R9999	4011617628125	706030		7/106
AS22	2CPX062814R9999	4011617628149	706030		7/104
AS22H	2CPX062764R9999	4011617627647	706030		8/14
AS23	2CPX062816R9999	4011617628163	706030		7/104
AS23H	2CPX062765R9999	4011617627654	706030		8/14
AS23V	2CPX062775R9999	4011617627753	706030		8/15
AS24	2CPX062818R9999	4011617628187	706030		7/105
AS24H	2CPX062766R9999	4011617627661	706030		8/14
AS24V	2CPX062776R9999	4011617627760	706030		8/15
AS25	2CPX062820R9999	4011617628200	706030		7/105
AS25H	2CPX062767R9999	4011617627678	706030		8/14
AS25V	2CPX062777R9999	4011617627777	706030		8/15
AS31	2CPX062822R9999	4011617628224	706030		7/105
AS31	2CPX062822R9999	4011617628224	706030		7/107
AS32	2CPX062824R9999	4011617628248	706030		7/105
AS32H	2CPX062768R9999	4011617627685	706030		8/14
AS33	2CPX062826R9999	4011617628262	706030		7/105
AS33H	2CPX062769R9999	4011617627692	706030		8/14
AS34	2CPX062828R9999	4011617628286	706030		7/105
AS34H	2CPX062770R9999	4011617627708	706030		8/14
AS35	2CPX062830R9999	4011617628309	706030		7/105
AS35H	2CPX062771R9999	4011617627715	706030		8/14
AS212	2CPX062832R9999	4011617628323	706030		7/106
AS213	2CPX062834R9999	4011617628347	706030		7/106
AS214	2CPX062836R9999	4011617628361	706030		7/106
AS215	2CPX062838R9999	4011617628385	706030		7/106
AS222	2CPX062840R9999	4011617628408	706030		7/106
AS223	2CPX062842R9999	4011617628422	706030		7/106
AS224	2CPX062844R9999	4011617628446	706030		7/107
AS225	2CPX062846R9999	4011617628460	706030		7/107
AS232	2CPX062848R9999	4011617628484	706030		7/107
AS233	2CPX062850R9999	4011617628507	706030		7/107
AS234	2CPX062852R9999	4011617628521	706030		7/107
AS235	2CPX062854R9999	4011617628545	706030		7/107
AS35V	2CPX062796R9999	4011617627968	706030		8/15
AT22E	2CPX071740R9999	4011617717409	202010		2/6
AT31	2CPX030099R9999	4011617300991	202005		2/6
AT32	2CPX030120R9999	4011617301202	202020		2/6
AT32R2	2CPX071680R9999	4011617716808	202010		2/6
AT32TE	2CPX071584R9999	4011617715849	202020		2/8
AT32TR2	2CPX071694R9999	4011617716945	202010		2/8
AT41	2CPX030121R9999	4011617301219	202031		2/6
AT41R3	2CPX071681R9999	4011617716815	202020		2/6
AT41TE	2CPX071585R9999	4011617715856	202030		2/8
AT41TR3	2CPX071695R9999	4011617716952	202020		2/8
AT42	2CPX030122R9999	4011617301226	202031		2/6
AT42/2	2CPX030138R9999	4011617301387	202031		2/6
AT42M	2CPX030148R9999	4011617301486	202030		2/7
AT42R3	2CPX071682R9999	4011617716822	202020		2/6
AT42TE	2CPX071586R9999	4011617715863	202030		2/8
AT42TR3	2CPX071696R9999	4011617716969	202020		2/8
AT43	2CPX030123R9999	4011617301233	202030		2/6
AT43R3	2CPX071683R9999	4011617716839	202020		2/6
AT43TR3	2CPX071697R9999	4011617716976	202020		2/8
AT51	2CPX030124R9999	4011617301240	202041		2/6
AT51R4	2CPX071684R9999	4011617716846	202030		2/6
AT51TE	2CPX071587R9999	4011617715870	202040		2/8
AT51TR4	2CPX071698R9999	4011617716983	202030		2/8
AT52	2CPX030125R9999	4011617301257	202041		2/6

Index

Type	Ord. No.	EAN Code	Product-code	Price	Page
AT52/2	2CPX030139R9999	4011617301394	202041		2/6
AT52K	2CPX030126R9999	4011617301264	202040		2/7
AT52R4	2CPX071685R9999	4011617716853	202030		2/6
AT52TE	2CPX071588R9999	4011617715887	202040		2/8
AT52TR4	2CPX071699R9999	4011617716990	202030		2/8
AT53	2CPX030127R9999	4011617301271	202040		2/6
AT53K	2CPX030128R9999	4011617301288	202040		2/7
AT53M	2CPX030149R9999	4011617301493	202040		2/7
AT53R4	2CPX071686R9999	4011617716860	202030		2/6
AT53TR4	2CPX071700R9999	4011617717003	202030		2/8
AT54E	2CPX071748R9999	4011617717485	202040		2/6
AT54K	2CPX030129R9999	4011617301295	202040		2/7
AT54R4	2CPX071687R9999	4011617716877	202030		2/6
AT54TR4	2CPX071701R9999	4011617717010	202030		2/8
AT61	2CPX030130R9999	4011617301301	202050		2/6
AT61R5	2CPX071688R9999	4011617716884	202040		2/6
AT61TE	2CPX071589R9999	4011617715894	202050		2/8
AT61TR5	2CPX071702R9999	4011617717027	202040		2/8
AT62	2CPX030131R9999	4011617301318	202050		2/6
AT62K	2CPX030132R9999	4011617301325	202050		2/7
AT62R5	2CPX071689R9999	4011617716891	202040		2/6
AT62TE	2CPX071590R9999	4011617715900	202050		2/8
AT62TR5	2CPX071703R9999	4011617717034	202040		2/8
AT63E	2CPX071751R9999	4011617717515	202050		2/6
AT63K	2CPX030133R9999	4011617301332	202050		2/7
AT63R5	2CPX071690R9999	4011617716907	202040		2/6
AT63TR5	2CPX071704R9999	4011617717041	202040		2/8
AT64K	2CPX030137R9999	4011617301370	202050		2/7
AT72	2CPX030134R9999	4011617301349	202060		2/6
AT72K	2CPX030135R9999	4011617301356	202060		2/7
AT72R6	2CPX071691R9999	4011617716914	202050		2/6
AT72TR6	2CPX071705R9999	4011617717058	202050		2/8
AT73K	2CPX030136R9999	4011617301363	202060		2/7
AT73R6	2CPX071692R9999	4011617716921	202050		2/6
AT73TR6	2CPX071706R9999	4011617717065	202050		2/8
BKF1	2CPX041107R9999	4011617411079	707010		6/18
BKF2	2CPX041108R9999	4011617411086	707010		6/18
BKF3	2CPX041109R9999	4011617411093	707010		6/18
BKF4	2CPX041110R9999	4011617411109	707010		6/18
BL510	2CPX030853R9999	4011617308539	703020		1/22
BL510K	2CPX030835R9999	4011617308355	703030		1/23
BL516C	2CPX031251R9999	4011617312512	703030		1/23
BL517C	2CPX031255R9999	4011617312550	703030		1/23
BL518C	2CPX031259R9999	4011617312598	703030		1/23
BL520	2CPX030854R9999	4011617308546	703030		1/22
BL520K	2CPX030836R9999	4011617308362	703030		1/23
BL521D	2CPX030858R9999	4011617308584	703030		1/22
BL526C	2CPX031252R9999	4011617312529	703030		1/23
BL527C	2CPX031256R9999	4011617312567	703030		1/23
BL527D	2CPX030897R9999	4011617308973	703030		1/22
BL528C	2CPX031260R9999	4011617312604	703030		1/23
BL528D	2CPX030918R9999	4011617309185	703030		1/22
BL530	2CPX030855R9999	4011617308553	703030		1/22
BL530K	2CPX030837R9999	4011617308379	703030		1/23
BL530L	2CPX030990R9999	4011617309901	703030		1/23
BL531D	2CPX030859R9999	4011617308591	703030		1/22
BL536C	2CPX031253R9999	4011617312536	703030		1/23
BL537C	2CPX031257R9999	4011617312574	703030		1/23
BL537D	2CPX030898R9999	4011617308980	703030		1/22
BL538C	2CPX031261R9999	4011617312611	703030		1/23
BL538D	2CPX030919R9999	4011617309192	703030		1/22
BL540	2CPX030856R9999	4011617308560	703020		1/22
BL540K	2CPX030838R9999	4011617308386	703030		1/23
BL540L	2CPX030991R9999	4011617309918	703030		1/23
BL546C	2CPX031254R9999	4011617312543	703030		1/23
BL547C	2CPX031258R9999	4011617312581	703030		1/23
BL548C	2CPX031262R9999	4011617312628	703030		1/23
BLT32	2CPX030785R9999	4011617307853	709010		2/17
BLT41	2CPX030786R9999	4011617307860	709010		2/17
BLT42	2CPX030787R9999	4011617307877	709010		2/17

Type	Ord. No.	EAN Code	Product-code	Price	Page
BLT43	2CPX030788R9999	4011617307884	709010		2/17
BLT51	2CPX030789R9999	4011617307891	709010		2/17
BLT52	2CPX030790R9999	4011617307907	709010		2/17
BLT53	2CPX030791R9999	4011617307914	709010		2/17
BLT54	2CPX030792R9999	4011617307921	709010		2/17
BLT61	2CPX030793R9999	4011617307938	709010		2/17
BLT62	2CPX030794R9999	4011617307945	709010		2/17
BLT63	2CPX030795R9999	4011617307952	709010		2/17
BLT64	2CPX030796R9999	4011617307969	709010		2/17
BLT72	2CPX030797R9999	4011617307976	709010		2/17
BLT73	2CPX030798R9999	4011617307983	709010		2/17
BLU32	2CPX031500R9999	4011617315001	709010		2/17
BLU41	2CPX031501R9999	4011617315018	709010		2/17
BLU42	2CPX031502R9999	4011617315025	709010		2/17
BLU43	2CPX031503R9999	4011617315032	709010		2/17
BLU51	2CPX031504R9999	4011617315049	709010		2/17
BLU52	2CPX031505R9999	4011617315056	709010		2/17
BLU53	2CPX031506R9999	4011617315063	709010		2/17
BLU54	2CPX031507R9999	4011617315070	709010		2/17
BLU61	2CPX031508R9999	4011617315087	709010		2/17
BLU62	2CPX031509R9999	4011617315094	709010		2/17
BLU63	2CPX031510R9999	4011617315100	709010		2/17
BLU64	2CPX031513R9999	4011617315131	709010		2/17
BLU72	2CPX031511R9999	4011617315117	709010		2/17
BLU73	2CPX031512R9999	4011617315124	709010		2/17
BRW18	2CPX042428R9999	4011617424284	412010		6/18
BRW28	2CPX042429R9999	4011617424291	412010		6/18
BRW38	2CPX042430R9999	4011617424307	412010		6/18
BRW48	2CPX042431R9999	4011617424314	412010		6/18
BSR2	2CPX042938R9999	4011617429388	707010		6/23
BSR3	2CPX042939R9999	4011617429395	707010		6/23
E8R4	2CPX045685R9999	4011617456858	507010		5/18
E8R6	2CPX045686R9999	4011617456865	507010		5/18
E8R8	2CPX045687R9999	4011617456872	507010		5/18
E10R4	2CPX045688R9999	4011617456889	507020		5/18
E10R6	2CPX045689R9999	4011617456896	507020		5/18
E10R8	2CPX045690R9999	4011617456902	507020		5/18
ED1	2CPX039381R9999	4011617393818	701010		7/90
ED1P30	2CPX062319R9999	4011617623199	701010		7/90
ED2	2CPX039382R9999	4011617393825	701010		7/90
ED2P30	2CPX062320R9999	4011617623205	701010		7/90
ED2SHV	2CPX061630R9999	4011617616306	806030		8/11
ED3	2CPX039383R9999	4011617393832	701010		7/90
ED3P30	2CPX062321R9999	4011617623212	701010		7/90
ED3SHV	2CPX061635R9999	4011617616351	806030		8/11
ED4	2CPX039384R9999	4011617393849	701010		7/90
ED4P30	2CPX062735R9999	4011617627357	701010		7/90
ED6	2CPX039386R9999	4011617393863	701010		7/90
ED6P10	2CPX062705R9999	4011617627050	701010		7/90
ED7	2CPX041865R9999	4011617418658	701010		7/78
ED7P20	2CPX041866R9999	4011617418665	701010		7/78
ED8	2CPX039208R9999	4011617392088	701010		7/78
ED8P20	2CPX062311R9999	4011617623113	701010		7/78
ED9	2CPX039209R9999	4011617392095	701010		7/78
ED9P20	2CPX062312R9999	4011617623120	701010		7/78
ED10	2CPX039210R9999	4011617392101	701010		7/78
ED10EA	2CPX037800R9999	4011617378006	806010		7/130
ED10P20	2CPX062313R9999	4011617623137	701010		7/78
ED11	2CPX039211R9999	4011617392118	701010		7/78
ED11EA	2CPX037801R9999	4011617378013	806010		7/130
ED11P20	2CPX062314R9999	4011617623144	701010		7/78
ED12	2CPX039212R9999	4011617392125	701010		7/78
ED12P20	2CPX062315R9999	4011617623151	701010		7/78
ED12TA	2CPX037802R9999	4011617378020	806010		7/130
ED13	2CPX039213R9999	4011617392132	701010		7/78
ED13P20	2CPX062316R9999	4011617623168	701010		7/78
ED13TA	2CPX037803R9999	4011617378037	806010		7/130
ED14	2CPX039214R9999	4011617392149	701010		7/78
ED14P20	2CPX062317R9999	4011617623175	701010		7/78
ED15	2CPX039215R9999	4011617392156	701010		7/78

Index

Type	Ord. No.	EAN Code	Product-code	Price	Page
ED15P20	2CPX062318R9999	4011617623182	701010		7/78
ED18	2CPX039216R9999	4011617392163	701010		7/78
ED18P20	2CPX062325R9999	4011617623250	701010		7/78
ED20	2CPX039218R9999	4011617392187	701010		7/78
ED20EA	2CPX037804R9999	4011617378044	806010		7/130
ED21EA	2CPX037805R9999	4011617378051	806010		7/130
ED21TA	2CPX037806R9999	4011617378068	806010		7/130
ED22TA	2CPX037807R9999	4011617378075	806010		7/130
ED30P2	2CPX062302R9999	4011617623021	701010		7/133
ED30P2	2CPX062302R9999	4011617623021	701010		8/11
ED30P2	2CPX062302R9999	4011617623021	701010		8/13
ED31P2	2CPX062303R9999	4011617623038	701010		7/133
ED32P2	2CPX062304R9999	4011617623045	701010		7/133
ED33P2	2CPX062305R9999	4011617623052	701010		7/93
ED33P100	2CPX062307R9999	4011617623076	701010		7/93
ED41P4	2CPX062332R9999	4011617623328	701010		7/116
ED42P10	2CPX062333R9999	4011617623335	701010		7/134
ED42P10	2CPX062333R9999	4011617623335	701010		7/86
ED43P10	2CPX062334R9999	4011617623342	701010		7/134
ED43P10	2CPX062334R9999	4011617623342	701010		7/86
ED44P10	2CPX062335R9999	4011617623359	701010		1/21
ED44P10	2CPX062335R9999	4011617623359	701010		2/19
ED44P10	2CPX062335R9999	4011617623359	701010		5/43
ED44P10	2CPX062335R9999	4011617623359	701010		7/134
ED44P10	2CPX062335R9999	4011617623359	701010		7/86
ED44P1000	2CPX062703R9999	4011617627036	701010		7/134
ED44P1000	2CPX062703R9999	4011617627036	701010		7/86
ED44P50	2CPX062308R9999	4011617623083	701010		5/43
ED44P50	2CPX062308R9999	4011617623083	701010		7/134
ED44P50	2CPX062308R9999	4011617623083	701010		7/86
ED45P10	2CPX062336R9999	4011617623366	701010		5/43
ED45P10	2CPX062336R9999	4011617623366	701010		7/134
ED45P10	2CPX062336R9999	4011617623366	701010		7/86
ED45P1000	2CPX062704R9999	4011617627043	701010		7/134
ED45P1000	2CPX062704R9999	4011617627043	701010		7/86
ED45P50	2CPX062310R9999	4011617623106	701010		5/43
ED45P50	2CPX062310R9999	4011617623106	701010		7/134
ED45P50	2CPX062310R9999	4011617623106	701010		7/86
ED47	2CPX039309R9999	4011617393092	701010		7/134
ED47	2CPX039309R9999	4011617393092	701010		7/86
ED50P12	2CPX062337R9999	4011617623373	701010		2/25
ED50P12	2CPX062337R9999	4011617623373	701010		7/116
ED50P12	2CPX062337R9999	4011617623373	701010		8/13
ED51	2CPX039251R9999	4011617392514	701010		7/90
ED51P30	2CPX062322R9999	4011617623229	701010		7/90
ED52	2CPX039252R9999	4011617392521	701010		7/90
ED52	2CPX039252R9999	4011617392521	701010		8/12
ED52P30	2CPX062323R9999	4011617623236	701010		7/90
ED53	2CPX039253R9999	4011617392538	701010		7/90
ED53	2CPX039253R9999	4011617392538	701010		8/12
ED53P30	2CPX062324R9999	4011617623243	701010		7/90
ED54	2CPX039254R9999	4011617392545	701010		7/90
ED55A	2CPX037808R9999	4011617378082	806010		7/131
ED56A	2CPX037809R9999	4011617378099	806010		7/131
ED57P10	2CPX061179R9999	4011617611790	703010		1/21
ED57P10	2CPX061179R9999	4011617611790	703010		2/19
ED58P10	2CPX062338R9999	4011617623380	701010		7/116
ED59P10	2CPX062339R9999	4011617623397	701010		7/134
ED59P10	2CPX062339R9999	4011617623397	701010		7/86
ED61KA	2CPX037822R9999	4011617378228	806030		7/132
ED61MA	2CPX037820R9999	4011617378204	806020		7/132
ED61SA	2CPX037810R9999	4011617378105	806010		7/131
ED62KA	2CPX037823R9999	4011617378235	806030		7/132
ED62MA	2CPX037821R9999	4011617378211	806020		7/132
ED62SA	2CPX037811R9999	4011617378112	806010		7/131
ED71SA	2CPX037812R9999	4011617378129	806010		7/131
ED72SA	2CPX037813R9999	4011617378136	806010		7/131
ED73	2CPX042184R9999	4011617421849	808010		8/12
ED74	2CPX042185R9999	4011617421856	808010		7/90
ED74	2CPX042185R9999	4011617421856	808010		8/12

Type	Ord. No.	EAN Code	Product-code	Price	Page
ED75	2CPX042186R9999	4011617421863	808010		8/12
ED91KA	2CPX037824R9999	4011617378242	806030		7/132
ED91SA	2CPX037816R9999	4011617378167	806030		7/131
ED92KA	2CPX037825R9999	4011617378259	806030		7/132
ED92SA	2CPX037817R9999	4011617378174	806030		7/131
ED103VS	2CPX066523R9999	4011617665236	806030		8/11
ED104VS	2CPX066524R9999	4011617665243	806030		8/11
ED105VS	2CPX066525R9999	4011617665250	806030		8/11
ED110	2CPX039320R9999	4011617393207	701010		7/116
ED111	2CPX039321R9999	4011617393214	701010		9/6
ED111P10	2CPX062701R9999	4011617627012	701010		9/6
ED112P10	2CPX062736R9999	4011617627364	701010		7/79
ED113P10	2CPX062737R9999	4011617627371	701010		7/79
ED122P10	2CPX062738R9999	4011617627388	701010		7/79
ED123P10	2CPX062739R9999	4011617627395	701010		7/79
ED135P4	2CPX062610R9999	4011617626107	701010		7/116
ED135P4	2CPX062610R9999	4011617626107	701010		8/13
ED135P40	2CPX062733R9999	4011617627333	701010		7/116
ED136P4	2CPX062611R9999	4011617626114	701010		7/116
ED137P4	2CPX062600R9999	4011617626008	701010		2/25
ED137P4	2CPX062600R9999	4011617626008	701010		7/116
ED137P4	2CPX062600R9999	4011617626008	701010		8/13
ED137P40	2CPX062601R9999	4011617626015	701010		2/25
ED137P40	2CPX062601R9999	4011617626015	701010		7/116
ED138P12	2CPX062602R9999	4011617626022	701010		7/116
ED138P12	2CPX062602R9999	4011617626022	701010		8/13
ED138P40	2CPX062603R9999	4011617626039	701010		7/116
ED138P40	2CPX062603R9999	4011617626039	701010		8/13
ED138P4	2CPX062630R9999	4011617626305	701010		7/116
ED138P1600	2CPX062702R9999	4011617627029	701010		7/116
ED139P4	2CPX062604R9999	4011617626046	701010		7/116
ED139P40	2CPX062734R9999	4011617627340	701010		7/116
ED155	2CPX067963R9999	4011617679639	701010		7/95
ED158	2CPX067969R9999	4011617679691	701010		7/95
ED160	2CPX068773R9999	4011617687733	701010		7/95
ED162	2CPX068807R9999	4011617688075	701010		7/95
ED163	2CPX068808R9999	4011617688082	701010		7/95
ED166	2CPX064155R9999	4011617641551	701010		7/95
ED167	2CPX064156R9999	4011617641568	701010		7/95
ED170	2CPX068388R9999	4011617683889	701010		7/95
ED171	2CPX068389R9999	4011617683896	701010		7/95
ED173	2CPX067998R9999	4011617679981	701010		7/95
ED203HS	2CPX066517R9999	4011617665175	806030		8/11
ED203VS	2CPX066526R9999	4011617665267	806030		8/11
ED204HS	2CPX066518R9999	4011617665182	806030		8/11
ED204VS	2CPX066527R9999	4011617665274	806030		8/11
ED205HS	2CPX066519R9999	4011617665199	806030		8/11
ED205VS	2CPX066528R9999	4011617665281	806030		8/11
ED212	2CPX062782R9999	4011617627821	706030		7/117
ED213	2CPX062783R9999	4011617627838	706030		7/117
ED213	2CPX062783R9999	4011617627838	706030		8/13
ED214	2CPX062784R9999	4011617627845	706030		7/117
ED214	2CPX062784R9999	4011617627845	706030		8/13
ED215	2CPX062785R9999	4011617627852	706030		7/117
ED215	2CPX062785R9999	4011617627852	706030		8/13
ED222	2CPX062787R9999	4011617627876	706030		7/117
ED223	2CPX062788R9999	4011617627883	706030		7/117
ED223	2CPX062788R9999	4011617627883	706030		8/13
ED224	2CPX062789R9999	4011617627890	706030		7/117
ED224	2CPX062789R9999	4011617627890	706030		8/13
ED225	2CPX062790R9999	4011617627906	706030		7/117
ED225	2CPX062790R9999	4011617627906	706030		8/13
ED232	2CPX062792R9999	4011617627920	706030		7/117
ED233	2CPX062793R9999	4011617627937	706030		7/117
ED233	2CPX062793R9999	4011617627937	706030		8/13
ED234	2CPX062794R9999	4011617627944	706030		7/117
ED234	2CPX062794R9999	4011617627944	706030		8/13
ED235	2CPX062795R9999	4011617627951	706030		7/117
ED235	2CPX062795R9999	4011617627951	706030		8/13
ED250T3	2CPX037826R9999	4011617378266	806020		7/132

Index

Type	Ord. No.	EAN Code	Product-code	Price	Page
ED260	2CPX062977R9999	4011617629771	701010	7/95	
ED270	2CPX068390R9999	4011617683902	701010	7/95	
ED303HS	2CPX066520R9999	4011617665205	806030	8/11	
ED304HS	2CPX066521R9999	4011617665212	806030	8/11	
ED305HS	2CPX066522R9999	4011617665229	806030	8/11	
ED320T4	2CPX037827R9999	4011617378273	806020	7/132	
ED360	2CPX062978R9999	4011617629788	701010	7/95	
ED370	2CPX068391R9999	4011617683919	701010	7/95	
ED402	2CPX042615R9999	4011617426158	701010	7/79	
ED403	2CPX042616R9999	4011617426165	701010	7/79	
ED404	2CPX042617R9999	4011617426172	701010	7/79	
ED405	2CPX042618R9999	4011617426189	701010	7/79	
ED412	2CPX042619R9999	4011617426196	701010	7/79	
ED413	2CPX042620R9999	4011617426202	701010	7/79	
ED414	2CPX042621R9999	4011617426219	701010	7/79	
ED415	2CPX042622R9999	4011617426226	701010	7/79	
ED630T5	2CPX037828R9999	4011617378280	806020	7/132	
EDM7	2CPX041455R9999	4011617414551	701010	7/78	
EDM8	2CPX041456R9999	4011617414568	701010	7/78	
EDM9	2CPX041457R9999	4011617414575	701010	7/78	
EDM10	2CPX041458R9999	4011617414582	701010	7/78	
EDM11	2CPX041459R9999	4011617414599	701010	7/78	
EDM12	2CPX041460R9999	4011617414605	701010	7/78	
EDM13	2CPX041461R9999	4011617414612	701010	7/78	
EDM14	2CPX041462R9999	4011617414629	701010	7/78	
EDM15	2CPX041463R9999	4011617414636	701010	7/78	
EDM112	2CPX041464R9999	4011617414643	701010	7/79	
EDM113	2CPX041465R9999	4011617414650	701010	7/79	
EDM122	2CPX042845R9999	4011617428459	701010	7/79	
EDM123	2CPX042846R9999	4011617428466	701010	7/79	
FPT510	2CPX030825R9999	4011617308256	101010	1/20	
FPT520	2CPX030826R9999	4011617308263	101020	1/20	
FPT530	2CPX030827R9999	4011617308270	101030	1/20	
GM12	2CPX034482R9999	4011617344827	704020	3/17	
GM20	2CPX034473R9999	4011617344735	704020	3/17	
GM22	2CPX034483R9999	4011617344834	704020	3/17	
GM24	2CPX034488R9999	4011617344889	704020	3/17	
GM25	2CPX034493R9999	4011617344933	704020	3/17	
GM30	2CPX034474R9999	4011617344742	704020	3/17	
GM32	2CPX034484R9999	4011617344841	704020	3/17	
GM34	2CPX034489R9999	4011617344896	704020	3/17	
GM35	2CPX034494R9999	4011617344940	704020	3/17	
GM40	2CPX034475R9999	4011617344759	704020	3/17	
GM42	2CPX034485R9999	4011617344858	704020	3/17	
GM44	2CPX034490R9999	4011617344902	704020	3/17	
GM45	2CPX034495R9999	4011617344957	704020	3/17	
GM50	2CPX034476R9999	4011617344766	704020	3/17	
GM52	2CPX034486R9999	4011617344865	704020	3/17	
GM54	2CPX034491R9999	4011617344919	704020	3/17	
GM55	2CPX034496R9999	4011617344964	704020	3/17	
GRG1	2CPX034956R9999	4011617349563	704030	3/29	
GRG1	2CPX034956R9999	4011617349563	704030	3/31	
GRG2	2CPX034957R9999	4011617349570	704030	3/29	
GRG2	2CPX034957R9999	4011617349570	704030	3/31	
GRG3	2CPX034958R9999	4011617349587	704030	3/29	
GRG3	2CPX034958R9999	4011617349587	704030	3/31	
GRG4	2CPX034959R9999	4011617349594	704030	3/29	
GRG4	2CPX034959R9999	4011617349594	704030	3/31	
GSR1	2CPX034951R9999	4011617349518	704030	3/29	
GSR1	2CPX034951R9999	4011617349518	704030	3/31	
GSR2	2CPX034952R9999	4011617349525	704030	3/29	
GSR2	2CPX034952R9999	4011617349525	704030	3/31	
GSR3	2CPX034953R9999	4011617349532	704030	3/29	
GSR3	2CPX034953R9999	4011617349532	704030	3/31	
GSR4	2CPX034954R9999	4011617349549	704030	3/29	
GSR4	2CPX034954R9999	4011617349549	704030	3/31	
KB17	2CPX044044R9999	4011617440444	704040	3/29	
KB19	2CPX044049R9999	4011617440499	704040	2/11	
KB19	2CPX044049R9999	4011617440499	704040	3/19	
KB19	2CPX044049R9999	4011617440499	704040	3/6	

Type	Ord. No.	EAN Code	Product-code	Price	Page
KB27	2CPX044045R9999	4011617440451	704040	3/29	
KB29	2CPX044050R9999	4011617440505	704040	2/11	
KB29	2CPX044050R9999	4011617440505	704040	3/19	
KB29	2CPX044050R9999	4011617440505	704040	3/6	
KB37	2CPX044046R9999	4011617440468	704040	3/29	
KB39	2CPX044051R9999	4011617440512	704040	2/11	
KB39	2CPX044051R9999	4011617440512	704040	3/19	
KB39	2CPX044051R9999	4011617440512	704040	3/6	
KB47	2CPX044047R9999	4011617440475	704040	3/29	
KB49	2CPX044052R9999	4011617440529	704040	2/11	
KB49	2CPX044052R9999	4011617440529	704040	3/19	
KB49	2CPX044052R9999	4011617440529	704040	3/6	
KB59	2CPX044053R9999	4011617440536	704040	3/19	
KB59	2CPX044053R9999	4011617440536	704040	3/6	
KB217	2CPX044054R9999	4011617440543	704040	3/29	
KB219	2CPX044055R9999	4011617440550	704040	2/11	
KB219	2CPX044055R9999	4011617440550	704040	3/19	
KB219	2CPX044055R9999	4011617440550	704040	3/6	
KBS7	2CPX044056R9999	4011617440567	704040	3/29	
KBS9	2CPX044057R9999	4011617440574	704040	2/11	
KBS9	2CPX044057R9999	4011617440574	704040	3/19	
KBS9	2CPX044057R9999	4011617440574	704040	3/6	
KBW1	2CPX044058R9999	4011617440581	704040	2/11	
KBW1	2CPX044058R9999	4011617440581	704040	3/19	
KBW1	2CPX044058R9999	4011617440581	704040	3/29	
KBW1	2CPX044058R9999	4011617440581	704040	3/6	
KEB28L	2CPX042931R9999	4011617429319	412010	6/23	
KEB28LB	2CPX042933R9999	4011617429333	412010	6/23	
KEB28R	2CPX042930R9999	4011617429302	412010	6/23	
KEB28RB	2CPX042932R9999	4011617429326	412010	6/23	
KEB38L	2CPX042935R9999	4011617429357	412010	6/23	
KEB38LB	2CPX042937R9999	4011617429371	412010	6/23	
KEB38R	2CPX042934R9999	4011617429340	412010	6/23	
KEB38RB	2CPX042936R9999	4011617429364	412010	6/23	
KF35140	2CPX041092R9999	4011617410928	316010	6/25	
KF35161	2CPX041098R9999	4011617410980	316010	6/25	
KF45140	2CPX041093R9999	4011617410935	316010	6/25	
KF45161	2CPX041099R9999	4011617410997	316010	6/25	
KF55140	2CPX041094R9999	4011617410942	316010	6/25	
KF55161	2CPX041100R9999	4011617411000	316010	6/25	
MA100ALSB	2CPX041380R9999	4011617413806	808080	7/46	
MA160ALA	2CPX041376R9999	4011617413769	808080	7/51	
MA160ALAB	2CPX041370R9999	4011617413707	808080	7/50	
MA160ALSB	2CPX041381R9999	4011617413813	808080	7/46	
MA190T	2CPX041120R9999	4011617411208	808080	7/47	
MA191T	2CPX042837R9999	4011617428374	808080	7/48	
MA192T	2CPX041121R9999	4011617411215	808080	7/49	
MA200ALAB	2CPX041371R9999	4011617413714	808080	7/50	
MA200ALSB	2CPX041382R9999	4011617413820	808080	7/46	
MA250A	2CPX041387R9999	4011617413875	808080	7/52	
MA250ALA	2CPX041377R9999	4011617413776	808080	7/51	
MA250ALAB	2CPX041372R9999	4011617413721	808080	7/50	
MA250ALSB	2CPX041383R9999	4011617413837	808080	7/46	
MA290T	2CPX041417R9999	4011617414179	808080	7/47	
MA291T	2CPX042838R9999	4011617428381	808080	7/48	
MA292T	2CPX041122R9999	4011617411222	808080	7/49	
MA390T	2CPX041418R9999	4011617414186	808080	7/47	
MA391T	2CPX042839R9999	4011617428398	808080	7/48	
MA400ALAB	2CPX041373R9999	4011617413738	808080	7/50	
MA400ALSB	2CPX041384R9999	4011617413844	808080	7/46	
MA630A	2CPX041388R9999	4011617413882	808080	7/52	
MA630ALA	2CPX041378R9999	4011617413783	808080	7/51	
MA630ALAB	2CPX041374R9999	4011617413745	808080	7/50	
MA630ALSB	2CPX041385R9999	4011617413851	808080	7/46	
MA800A	2CPX041389R9999	4011617413899	808080	7/52	
MA800ALAB	2CPX041375R9999	4011617413752	808080	7/50	
MA800ALSB	2CPX041386R9999	4011617413868	808080	7/46	
MB100	2CPX041422R9999	4011617414223	808090	7/15	
MB116	2CPX041257R9999	4011617412571	808040	7/15	
MB117	2CPX041260R9999	4011617412601	808040	7/15	

Index

Type	Ord. No.	EAN Code	Product-code	Price	Page
MB118	2CPX041263R9999	4011617412632	808040		7/15
MB119	2CPX041266R9999	4011617412663	808040		7/15
MB120	2CPX041269R9999	4011617412694	808040		7/15
MB200	2CPX041423R9999	4011617414230	808090		7/15
MB216	2CPX041258R9999	4011617412588	808040		7/15
MB217	2CPX041261R9999	4011617412618	808040		7/15
MB218	2CPX041264R9999	4011617412649	808040		7/15
MB219	2CPX041267R9999	4011617412670	808040		7/15
MB220	2CPX041270R9999	4011617412700	808040		7/15
MB316	2CPX041259R9999	4011617412595	808040		7/15
MB317	2CPX041262R9999	4011617412625	808040		7/15
MB318	2CPX041265R9999	4011617412656	808040		7/15
MB319	2CPX041268R9999	4011617412687	808040		7/15
MB320	2CPX041271R9999	4011617412717	808040		7/15
MBA160ALA	2CPX041803R9999	4011617418030	808080		7/51
MBA190T	2CPX041643R9999	4011617416432	808080		7/47
MBA191T	2CPX042841R9999	4011617428411	808080		7/48
MBA192T	2CPX041646R9999	4011617416463	808080		7/49
MBA193T	2CPX042844R9999	4011617428442	808080		7/48
MBA194T	2CPX042906R9999	4011617429067	808080		7/48
MBA195T	2CPX042907R9999	4011617429074	808080		7/48
MBA195T	2CPX042907R9999	4011617429074	808080		7/49
MBA197T	2CPX042909R9999	4011617429098	808080		7/49
MBA250A	2CPX041807R9999	4011617418078	808080		7/52
MBA250ALA	2CPX041804R9999	4011617418047	808080		7/51
MBA290T	2CPX041644R9999	4011617416449	808080		7/47
MBA291T	2CPX042842R9999	4011617428428	808080		7/48
MBA292T	2CPX041647R9999	4011617416470	808080		7/49
MBA390T	2CPX041645R9999	4011617416456	808080		7/47
MBA391T	2CPX042843R9999	4011617428435	808080		7/48
MBA630A	2CPX041808R9999	4011617418085	808080		7/52
MBA630ALA	2CPX041805R9999	4011617418054	808080		7/51
MBA800A	2CPX041806R9999	4011617418061	808080		7/52
MBB100	2CPX041427R9999	4011617414278	808090		7/15
MBB116	2CPX041722R9999	4011617417224	808040		7/15
MBB117	2CPX041725R9999	4011617417255	808040		7/15
MBB118	2CPX041728R9999	4011617417286	808040		7/15
MBB119	2CPX041731R9999	4011617417316	808040		7/15
MBB120	2CPX041734R9999	4011617417347	808040		7/15
MBB200	2CPX041428R9999	4011617414285	808090		7/15
MBB216	2CPX041723R9999	4011617417231	808040		7/15
MBB217	2CPX041726R9999	4011617417262	808040		7/15
MBB218	2CPX041729R9999	4011617417293	808040		7/15
MBB219	2CPX041732R9999	4011617417323	808040		7/15
MBB220	2CPX041735R9999	4011617417354	808040		7/15
MBB316	2CPX041724R9999	4011617417248	808040		7/15
MBB317	2CPX041727R9999	4011617417279	808040		7/15
MBB318	2CPX041730R9999	4011617417309	808040		7/15
MBB319	2CPX041733R9999	4011617417330	808040		7/15
MBB320	2CPX041736R9999	4011617417361	808040		7/15
MBC103VS	2CPX042163R9999	4011617421634	808010		8/9
MBC104VS	2CPX042165R9999	4011617421658	808010		8/9
MBC105VS	2CPX042167R9999	4011617421672	808010		8/9
MBC202HS	2CPX042155R9999	4011617421559	808010		8/9
MBC203HS	2CPX042157R9999	4011617421573	808010		8/9
MBC203VS	2CPX042164R9999	4011617421641	808010		8/9
MBC204HS	2CPX042159R9999	4011617421597	808010		8/9
MBC204VS	2CPX042166R9999	4011617421665	808010		8/9
MBC205HS	2CPX042161R9999	4011617421610	808010		8/9
MBC205VS	2CPX042168R9999	4011617421689	808010		8/9
MBC302HS	2CPX042156R9999	4011617421566	808010		8/9
MBC303HS	2CPX042158R9999	4011617421580	808010		8/9
MBC304HS	2CPX042160R9999	4011617421603	808010		8/9
MBC305HS	2CPX042162R9999	4011617421627	808010		8/9
MBC305VS	2CPX042911R9999	4011617429111	808010		8/9
MBF183	2CPX041822R9999	4011617418221	808090		7/54
MBF184	2CPX041846R9999	4011617418467	808090		7/54
MBF283	2CPX041823R9999	4011617418238	808090		7/54
MBF284	2CPX041847R9999	4011617418474	808090		7/54
MBF383	2CPX041824R9999	4011617418245	808090		7/54

Type	Ord. No.	EAN Code	Product-code	Price	Page
MBF384	2CPX041848R9999	4011617418481	808090		7/54
MBG101	2CPX041650R9999	4011617416500	808010		7/14
MBG102	2CPX041653R9999	4011617416531	808010		7/14
MBG103	2CPX041659R9999	4011617416593	808010		7/14
MBG104	2CPX041665R9999	4011617416654	808010		7/14
MBG105	2CPX041671R9999	4011617416715	808010		7/14
MBG201	2CPX041651R9999	4011617416517	808010		7/14
MBG202	2CPX041655R9999	4011617416555	808010		7/14
MBG203	2CPX041661R9999	4011617416616	808010		7/14
MBG204	2CPX041667R9999	4011617416678	808010		7/14
MBG205	2CPX041673R9999	4011617416739	808010		7/14
MBG301	2CPX041652R9999	4011617416524	808010		7/14
MBG302	2CPX041657R9999	4011617416579	808010		7/14
MBG303	2CPX041663R9999	4011617416630	808010		7/14
MBG304	2CPX041669R9999	4011617416692	808010		7/14
MBG305	2CPX041675R9999	4011617416753	808010		7/14
MBG412	2CPX041654R9999	4011617416548	808010		7/14
MBG413	2CPX041660R9999	4011617416609	808010		7/14
MBG414	2CPX041666R9999	4011617416661	808010		7/14
MBG415	2CPX041672R9999	4011617416722	808010		7/14
MBG422	2CPX041656R9999	4011617416562	808010		7/14
MBG423	2CPX041662R9999	4011617416623	808010		7/14
MBG424	2CPX041668R9999	4011617416685	808010		7/14
MBG425	2CPX041674R9999	4011617416746	808010		7/14
MBG432	2CPX041658R9999	4011617416586	808010		7/14
MBG433	2CPX041664R9999	4011617416647	808010		7/14
MBG434	2CPX041670R9999	4011617416708	808010		7/14
MBG435	2CPX041676R9999	4011617416760	808010		7/14
MBH150	2CPX041792R9999	4011617417927	808090		7/45
MBH151	2CPX042031R9999	4011617420316	808080		7/45
MBH250	2CPX041793R9999	4011617417934	808090		7/45
MBH251	2CPX042032R9999	4011617420323	808080		7/45
MBH350	2CPX041794R9999	4011617417941	808090		7/45
MBH351	2CPX042033R9999	4011617420330	808080		7/45
MBK106	2CPX041677R9999	4011617416777	808020		7/17
MBK106K	2CPX041632R9999	4011617416326	808020		7/18
MBK107	2CPX041683R9999	4011617416838	808020		7/17
MBK107K	2CPX041634R9999	4011617416340	808020		7/18
MBK108	2CPX041689R9999	4011617416890	808020		7/17
MBK108K	2CPX041636R9999	4011617416364	808020		7/18
MBK109	2CPX041695R9999	4011617416951	808020		7/17
MBK110	2CPX041701R9999	4011617417019	808020		7/17
MBK112	2CPX041837R9999	4011617418375	808020		7/18
MBK113	2CPX041840R9999	4011617418405	808020		7/18
MBK114	2CPX041843R9999	4011617418436	808020		7/18
MBK206	2CPX041679R9999	4011617416791	808020		7/17
MBK206K	2CPX041633R9999	4011617416333	808020		7/18
MBK207	2CPX041685R9999	4011617416852	808020		7/17
MBK207K	2CPX041635R9999	4011617416357	808020		7/18
MBK208	2CPX041691R9999	4011617416913	808020		7/17
MBK209	2CPX041697R9999	4011617416975	808020		7/17
MBK210	2CPX041703R9999	4011617417033	808020		7/17
MBK212	2CPX041838R9999	4011617418382	808020		7/18
MBK213	2CPX041841R9999	4011617418412	808020		7/18
MBK214	2CPX041844R9999	4011617418443	808020		7/18
MBK306	2CPX041681R9999	4011617416814	808020		7/17
MBK307	2CPX041687R9999	4011617416876	808020		7/17
MBK308	2CPX041693R9999	4011617416937	808020		7/17
MBK309	2CPX041699R9999	4011617416999	808020		7/17
MBK310	2CPX041705R9999	4011617417057	808020		7/17
MBK312	2CPX041839R9999	4011617418399	808020		7/18
MBK313	2CPX041842R9999	4011617418429	808020		7/18
MBK314	2CPX041845R9999	4011617418450	808020		7/18
MBL25	2CPX041801R9999	4011617418016	808060		7/44
MBL35	2CPX041802R9999	4011617418023	808060		7/44
MBL100	2CPX041798R9999	4011617417989	808060		7/42
MBL152	2CPX041795R9999	4011617417958	808060		7/40
MBL200	2CPX041799R9999	4011617417996	808060		7/42
MBL252	2CPX041796R9999	4011617417965	808060		7/40
MBL300	2CPX041800R9999	4011617418009	808060		7/42

Index

Type	Ord. No.	EAN Code	Product-code	Price	Page
MBL352	2CPX041797R9999	4011617417972	808060		7/40
MBM111	2CPX041707R9999	4011617417071	808030		7/16
MBM112	2CPX041710R9999	4011617417101	808030		7/16
MBM112K	2CPX041640R9999	4011617416401	808030		7/16
MBM113	2CPX041713R9999	4011617417132	808030		7/16
MBM113K	2CPX041641R9999	4011617416418	808030		7/16
MBM114	2CPX041716R9999	4011617417163	808030		7/16
MBM114K	2CPX041642R9999	4011617416425	808030		7/16
MBM115	2CPX041719R9999	4011617417194	808030		7/16
MBM211	2CPX041708R9999	4011617417088	808030		7/16
MBM212	2CPX041711R9999	4011617417118	808030		7/16
MBM213	2CPX041714R9999	4011617417149	808030		7/16
MBM214	2CPX041717R9999	4011617417170	808030		7/16
MBM215	2CPX041720R9999	4011617417200	808030		7/16
MBM311	2CPX041709R9999	4011617417095	808030		7/16
MBM312	2CPX041712R9999	4011617417125	808030		7/16
MBM313	2CPX041715R9999	4011617417156	808030		7/16
MBM314	2CPX041718R9999	4011617417187	808030		7/16
MBM315	2CPX041721R9999	4011617417217	808030		7/16
MBN162	2CPX041758R9999	4011617417583	808090		7/25
MBN163	2CPX041764R9999	4011617417644	808090		7/25
MBN169	2CPX041424R9999	4011617414247	808050		7/23
MBN174	2CPX041746R9999	4011617417460	808090		7/24
MBN175	2CPX041752R9999	4011617417521	808090		7/24
MBN262	2CPX041760R9999	4011617417606	808090		7/25
MBN263	2CPX041766R9999	4011617417668	808090		7/25
MBN269	2CPX041425R9999	4011617414254	808050		7/23
MBN274	2CPX041748R9999	4011617417484	808090		7/24
MBN275	2CPX041754R9999	4011617417545	808090		7/24
MBN362	2CPX041762R9999	4011617417620	808090		7/25
MBN363	2CPX041768R9999	4011617417682	808090		7/25
MBN369	2CPX041426R9999	4011617414261	808050		7/23
MBN374	2CPX041750R9999	4011617417507	808090		7/24
MBN375	2CPX041756R9999	4011617417569	808090		7/24
MBR102	2CPX041825R9999	4011617418252	808070		7/26
MBR102H	2CPX041828R9999	4011617418283	808070		7/29
MBR103	2CPX041830R9999	4011617418306	808070		7/28
MBR103H	2CPX041829R9999	4011617418290	808070		7/29
MBR202	2CPX041826R9999	4011617418269	808070		7/26
MBR203	2CPX041831R9999	4011617418313	808070		7/28
MBR302	2CPX041827R9999	4011617418276	808070		7/26
MBR303	2CPX041832R9999	4011617418320	808070		7/28
MBS124	2CPX041737R9999	4011617417378	808050		7/19
MBS127	2CPX041740R9999	4011617417408	808050		7/20
MBS128	2CPX041648R9999	4011617416487	808050		7/22
MBS131	2CPX041743R9999	4011617417439	808050		7/21
MBS224	2CPX041738R9999	4011617417385	808050		7/19
MBS227	2CPX041741R9999	4011617417415	808050		7/20
MBS228	2CPX041649R9999	4011617416494	808050		7/22
MBS231	2CPX041744R9999	4011617417446	808050		7/21
MBS324	2CPX041739R9999	4011617417392	808050		7/19
MBS327	2CPX041742R9999	4011617417422	808050		7/20
MBS331	2CPX041745R9999	4011617417453	808050		7/21
MBT135	2CPX042452R9999	4011617424529	808060		7/30
MBT136	2CPX041770R9999	4011617417705	808060		7/30
MBT137	2CPX041773R9999	4011617417736	808060		7/30
MBT142	2CPX041776R9999	4011617417767	808060		7/32
MBT143	2CPX041779R9999	4011617417798	808060		7/32
MBT144	2CPX041782R9999	4011617417828	808060		7/34
MBT145	2CPX041785R9999	4011617417859	808060		7/34
MBT236	2CPX041771R9999	4011617417712	808060		7/30
MBT237	2CPX041774R9999	4011617417743	808060		7/30
MBT242	2CPX041777R9999	4011617417774	808060		7/32
MBT243	2CPX041780R9999	4011617417804	808060		7/32
MBT244	2CPX041783R9999	4011617417835	808060		7/34
MBT245	2CPX041786R9999	4011617417866	808060		7/34
MBT250	2CPX041788R9999	4011617417880	808060		7/36
MBT251	2CPX041790R9999	4011617417903	808060		7/38
MBT336	2CPX041772R9999	4011617417729	808060		7/30
MBT337	2CPX041775R9999	4011617417750	808060		7/30

Type	Ord. No.	EAN Code	Product-code	Price	Page
MBT342	2CPX041778R9999	4011617417781	808060		7/32
MBT343	2CPX041781R9999	4011617417811	808060		7/32
MBT344	2CPX041784R9999	4011617417842	808060		7/34
MBT345	2CPX041787R9999	4011617417873	808060		7/34
MBT350	2CPX041789R9999	4011617417897	808060		7/36
MBT351	2CPX041791R9999	4011617417910	808060		7/38
MBU156	2CPX042043R9999	4011617420439	808090		7/53
MBU157	2CPX041811R9999	4011617418115	808090		7/53
MBU158	2CPX041812R9999	4011617418122	808090		7/53
MBU257	2CPX041809R9999	4011617418092	808090		7/53
MBU270	2CPX041813R9999	4011617418139	808090		7/53
MBU357	2CPX041810R9999	4011617418108	808090		7/53
MBU370	2CPX041814R9999	4011617418146	808090		7/53
MBV180	2CPX041815R9999	4011617418153	808090		7/52
MBV181	2CPX041816R9999	4011617418160	808090		7/52
MBV182	2CPX041817R9999	4011617418177	808090		7/52
MBV281	2CPX041818R9999	4011617418184	808090		7/52
MBV282	2CPX041819R9999	4011617418191	808090		7/52
MBZ160	2CPX041820R9999	4011617418207	808090		7/55
MBZ161	2CPX041821R9999	4011617418214	808090		7/55
MBZ162	2CPX042034R9999	4011617420347	808090		7/55
MBZ163	2CPX042035R9999	4011617420354	808090		7/55
MC103VS	2CPX042140R9999	4011617421405	808090		8/9
MC104VS	2CPX042142R9999	4011617421429	808090		8/9
MC105VS	2CPX042144R9999	4011617421443	808090		8/9
MC202HS	2CPX042132R9999	4011617421320	808090		8/9
MC203HS	2CPX042134R9999	4011617421344	808090		8/9
MC203VS	2CPX042141R9999	4011617421412	808090		8/9
MC204HS	2CPX042136R9999	4011617421368	808090		8/9
MC204VS	2CPX042143R9999	4011617421436	808090		8/9
MC205HS	2CPX042138R9999	4011617421382	808090		8/9
MC205VS	2CPX042145R9999	4011617421450	808090		8/9
MC302HS	2CPX042133R9999	4011617421337	808090		8/9
MC303HS	2CPX042135R9999	4011617421351	808090		8/9
MC304HS	2CPX042137R9999	4011617421375	808090		8/9
MC305HS	2CPX042139R9999	4011617421399	808090		8/9
MC305VS	2CPX042910R9999	4011617429104	808010		8/9
MF183	2CPX041403R9999	4011617414032	808090		7/54
MF184	2CPX041466R9999	4011617414667	808090		7/54
MF283	2CPX041404R9999	4011617414049	808090		7/54
MF284	2CPX041467R9999	4011617414674	808090		7/54
MF383	2CPX041405R9999	4011617414056	808090		7/54
MF384	2CPX041468R9999	4011617414681	808090		7/54
MG101	2CPX041200R9999	4011617412007	808010		7/14
MG102	2CPX041203R9999	4011617412038	808010		7/14
MG103	2CPX041209R9999	4011617412090	808010		7/14
MG104	2CPX041215R9999	4011617412151	808010		7/14
MG105	2CPX041221R9999	4011617412212	808010		7/14
MG201	2CPX041201R9999	4011617412014	808010		7/14
MG202	2CPX041205R9999	4011617412052	808010		7/14
MG203	2CPX041211R9999	4011617412113	808010		7/14
MG204	2CPX041217R9999	4011617412175	808010		7/14
MG205	2CPX041223R9999	4011617412236	808010		7/14
MG301	2CPX041202R9999	4011617412021	808010		7/14
MG302	2CPX041207R9999	4011617412076	808010		7/14
MG303	2CPX041213R9999	4011617412137	808010		7/14
MG304	2CPX041219R9999	4011617412199	808010		7/14
MG305	2CPX041225R9999	4011617412250	808010		7/14
MG412	2CPX041204R9999	4011617412045	808010		7/14
MG413	2CPX041210R9999	4011617412106	808010		7/14
MG414	2CPX041216R9999	4011617412168	808010		7/14
MG415	2CPX041222R9999	4011617412229	808010		7/14
MG422	2CPX041206R9999	4011617412069	808010		7/14
MG423	2CPX041212R9999	4011617412120	808010		7/14
MG424	2CPX041218R9999	4011617412182	808010		7/14
MG425	2CPX041224R9999	4011617412243	808010		7/14
MG432	2CPX041208R9999	4011617412083	808010		7/14
MG433	2CPX041214R9999	4011617412144	808010		7/14
MG434	2CPX041220R9999	4011617412205	808010		7/14
MG435	2CPX041226R9999	4011617412267	808010		7/14

Index

Type	Ord. No.	EAN Code	Product-code	Price	Page
MH150	2CPX041337R9999	4011617413370	808090		7/45
MH151	2CPX042026R9999	4011617420262	808080		7/45
MH250	2CPX041338R9999	4011617413387	808090		7/45
MH251	2CPX042027R9999	4011617420279	808080		7/45
MH350	2CPX041339R9999	4011617413394	808090		7/45
MH351	2CPX042028R9999	4011617420286	808080		7/45
MK106	2CPX041227R9999	4011617412274	808020		7/17
MK106K	2CPX041112R9999	4011617411123	808020		7/18
MK107	2CPX041230R9999	4011617412304	808020		7/17
MK107K	2CPX041114R9999	4011617411147	808020		7/18
MK108	2CPX041233R9999	4011617412335	808020		7/17
MK108K	2CPX041116R9999	4011617411161	808020		7/18
MK109	2CPX041236R9999	4011617412366	808020		7/17
MK110	2CPX041239R9999	4011617412397	808020		7/17
MK112	2CPX041127R9999	4011617411277	808020		7/18
MK113	2CPX041130R9999	4011617411307	808020		7/18
MK114	2CPX041133R9999	4011617411338	808020		7/18
MK206	2CPX041228R9999	4011617412281	808020		7/17
MK206K	2CPX041113R9999	4011617411130	808020		7/18
MK207	2CPX041231R9999	4011617412311	808020		7/17
MK207K	2CPX041115R9999	4011617411154	808020		7/18
MK208	2CPX041234R9999	4011617412342	808020		7/17
MK209	2CPX041237R9999	4011617412373	808020		7/17
MK210	2CPX041240R9999	4011617412403	808020		7/17
MK212	2CPX041128R9999	4011617411284	808020		7/18
MK213	2CPX041131R9999	4011617411314	808020		7/18
MK214	2CPX041134R9999	4011617411345	808020		7/18
MK306	2CPX041229R9999	4011617412298	808020		7/17
MK307	2CPX041232R9999	4011617412328	808020		7/17
MK308	2CPX041235R9999	4011617412359	808020		7/17
MK309	2CPX041238R9999	4011617412380	808020		7/17
MK310	2CPX041241R9999	4011617412410	808020		7/17
MK312	2CPX041129R9999	4011617411291	808020		7/18
MK313	2CPX041132R9999	4011617411321	808020		7/18
MK314	2CPX041135R9999	4011617411352	808020		7/18
ML21B	2CPX041352R9999	4011617413523	808060		7/42
ML22B	2CPX041354R9999	4011617413547	808060		7/42
ML23B	2CPX041356R9999	4011617413561	808060		7/42
ML25	2CPX041368R9999	4011617413684	808060		7/44
ML31B	2CPX041353R9999	4011617413530	808060		7/42
ML32B	2CPX041355R9999	4011617413554	808060		7/42
ML33B	2CPX041357R9999	4011617413578	808060		7/42
ML35	2CPX041369R9999	4011617413691	808060		7/44
ML100	2CPX041349R9999	4011617413493	808060		7/42
ML100B	2CPX041346R9999	4011617413462	808060		7/42
ML152	2CPX041343R9999	4011617413431	808060		7/40
ML152B	2CPX041340R9999	4011617413400	808060		7/40
ML200	2CPX041350R9999	4011617413509	808060		7/42
ML200B	2CPX041347R9999	4011617413479	808060		7/42
ML252	2CPX041344R9999	4011617413448	808060		7/40
ML252B	2CPX041341R9999	4011617413417	808060		7/40
ML300	2CPX041351R9999	4011617413516	808060		7/42
ML300B	2CPX041348R9999	4011617413486	808060		7/42
ML352	2CPX041345R9999	4011617413455	808060		7/40
ML352B	2CPX041342R9999	4011617413424	808060		7/40
MM111	2CPX041242R9999	4011617412427	808030		7/16
MM112	2CPX041245R9999	4011617412458	808030		7/16
MM112K	2CPX041117R9999	4011617411178	808030		7/16
MM113	2CPX041248R9999	4011617412489	808030		7/16
MM113K	2CPX041118R9999	4011617411185	808030		7/16
MM114	2CPX041251R9999	4011617412519	808030		7/16
MM114K	2CPX041119R9999	4011617411192	808030		7/16
MM115	2CPX041254R9999	4011617412540	808030		7/16
MM211	2CPX041243R9999	4011617412434	808030		7/16
MM212	2CPX041246R9999	4011617412465	808030		7/16
MM213	2CPX041249R9999	4011617412496	808030		7/16
MM214	2CPX041252R9999	4011617412526	808030		7/16
MM215	2CPX041255R9999	4011617412557	808030		7/16
MM311	2CPX041244R9999	4011617412441	808030		7/16
MM312	2CPX041247R9999	4011617412472	808030		7/16

Type	Ord. No.	EAN Code	Product-code	Price	Page
MM313	2CPX041250R9999	4011617412502	808030		7/16
MM314	2CPX041253R9999	4011617412533	808030		7/16
MM315	2CPX041256R9999	4011617412564	808030		7/16
MN162	2CPX041287R9999	4011617412878	808090		7/25
MN163	2CPX041290R9999	4011617412908	808090		7/25
MN169	2CPX041419R9999	4011617414193	808090		7/23
MN174	2CPX041281R9999	4011617412816	808090		7/24
MN175	2CPX041284R9999	4011617412847	808090		7/24
MN262	2CPX041288R9999	4011617412885	808090		7/25
MN263	2CPX041291R9999	4011617412915	808090		7/25
MN269	2CPX041420R9999	4011617414209	808090		7/23
MN274	2CPX041282R9999	4011617412823	808090		7/24
MN275	2CPX041285R9999	4011617412854	808090		7/24
MN362	2CPX041289R9999	4011617412892	808090		7/25
MN363	2CPX041292R9999	4011617412922	808090		7/25
MN369	2CPX041421R9999	4011617414216	808090		7/23
MN374	2CPX041283R9999	4011617412830	808090		7/24
MN375	2CPX041286R9999	4011617412861	808090		7/24
MR102	2CPX041406R9999	4011617414063	808070		7/26
MR102B	2CPX041409R9999	4011617414094	808070		7/26
MR102H	2CPX041412R9999	4011617414124	808070		7/29
MR103	2CPX041414R9999	4011617414148	808070		7/28
MR103H	2CPX041413R9999	4011617414131	808070		7/29
MR202	2CPX041407R9999	4011617414070	808070		7/26
MR202B	2CPX041410R9999	4011617414100	808070		7/26
MR203	2CPX041415R9999	4011617414155	808070		7/28
MR302	2CPX041408R9999	4011617414087	808070		7/26
MR302B	2CPX041411R9999	4011617414117	808070		7/26
MR303	2CPX041416R9999	4011617414162	808070		7/28
MS124	2CPX041272R9999	4011617412724	808050		7/19
MS127	2CPX041275R9999	4011617412755	808050		7/20
MS128	2CPX041123R9999	4011617411239	808050		7/22
MS131	2CPX041278R9999	4011617412786	808050		7/21
MS224	2CPX041273R9999	4011617412731	808050		7/19
MS227	2CPX041276R9999	4011617412762	808050		7/20
MS228	2CPX041124R9999	4011617411246	808050		7/22
MS231	2CPX041279R9999	4011617412793	808050		7/21
MS324	2CPX041274R9999	4011617412748	808050		7/19
MS327	2CPX041277R9999	4011617412779	808050		7/20
MS331	2CPX041280R9999	4011617412809	808050		7/21
MT135	2CPX042450R9999	4011617424505	808060		7/30
MT135B	2CPX042451R9999	4011617424512	808060		7/30
MT136	2CPX041299R9999	4011617412991	808060		7/30
MT136B	2CPX041293R9999	4011617412939	808060		7/30
MT137	2CPX041302R9999	4011617413028	808060		7/30
MT137B	2CPX041296R9999	4011617412960	808060		7/30
MT142	2CPX041311R9999	4011617413110	808060		7/32
MT142B	2CPX041305R9999	4011617413059	808060		7/32
MT143	2CPX041314R9999	4011617413141	808060		7/32
MT143B	2CPX041308R9999	4011617413080	808060		7/32
MT144	2CPX041323R9999	4011617413233	808060		7/34
MT144B	2CPX041317R9999	4011617413172	808060		7/34
MT145	2CPX041326R9999	4011617413264	808060		7/34
MT145B	2CPX041320R9999	4011617413202	808060		7/34
MT236	2CPX041300R9999	4011617413004	808060		7/30
MT236B	2CPX041294R9999	4011617412946	808060		7/30
MT237	2CPX041303R9999	4011617413035	808060		7/30
MT237B	2CPX041297R9999	4011617412977	808060		7/30
MT242	2CPX041312R9999	4011617413127	808060		7/32
MT242B	2CPX041306R9999	4011617413066	808060		7/32
MT243	2CPX041315R9999	4011617413158	808060		7/32
MT243B	2CPX041309R9999	4011617413097	808060		7/32
MT244	2CPX041324R9999	4011617413240	808060		7/34
MT244B	2CPX041318R9999	4011617413189	808060		7/34
MT245	2CPX041327R9999	4011617413271	808060		7/34
MT245B	2CPX041321R9999	4011617413219	808060		7/34
MT250	2CPX041331R9999	4011617413318	808060		7/36
MT250B	2CPX041329R9999	4011617413295	808060		7/36
MT251	2CPX041335R9999	4011617413356	808060		7/38
MT251B	2CPX041333R9999	4011617413332	808060		7/38

Index

Type	Ord. No.	EAN Code	Product-code	Price	Page
MT336	2CPX041301R9999	4011617413011	808060		7/30
MT336B	2CPX041295R9999	4011617412953	808060		7/30
MT337	2CPX041304R9999	4011617413042	808060		7/30
MT337B	2CPX041298R9999	4011617412984	808060		7/30
MT342	2CPX041313R9999	4011617413134	808060		7/32
MT342B	2CPX041307R9999	4011617413073	808060		7/32
MT343	2CPX041316R9999	4011617413165	808060		7/32
MT343B	2CPX041310R9999	4011617413103	808060		7/32
MT344	2CPX041325R9999	4011617413257	808060		7/34
MT344B	2CPX041319R9999	4011617413196	808060		7/34
MT345	2CPX041328R9999	4011617413288	808060		7/34
MT345B	2CPX041322R9999	4011617413226	808060		7/34
MT350	2CPX041332R9999	4011617413325	808060		7/36
MT350B	2CPX041330R9999	4011617413301	808060		7/36
MT351	2CPX041336R9999	4011617413363	808060		7/38
MT351B	2CPX041334R9999	4011617413349	808060		7/38
MU156	2CPX042042R9999	4011617420422	808090		7/53
MU157	2CPX041392R9999	4011617413929	808090		7/53
MU158	2CPX041393R9999	4011617413936	808090		7/53
MU257	2CPX041390R9999	4011617413905	808090		7/53
MU270	2CPX041394R9999	4011617413943	808090		7/53
MU357	2CPX041391R9999	4011617413912	808090		7/53
MU370	2CPX041395R9999	4011617413950	808090		7/53
MV180	2CPX041396R9999	4011617413967	808090		7/52
MV181	2CPX041397R9999	4011617413974	808090		7/52
MV182	2CPX041398R9999	4011617413981	808090		7/52
MV281	2CPX041399R9999	4011617413998	808090		7/52
MV282	2CPX041400R9999	4011617414001	808090		7/52
MZ160	2CPX041401R9999	4011617414018	808090		7/55
MZ161	2CPX041402R9999	4011617414025	808090		7/55
MZ162	2CPX042029R9999	4011617420293	808090		7/55
MZ163	2CPX042030R9999	4011617420309	808090		7/55
RAB10	2CPX044231R9999	4011617442318	705010		9/16
RB13F1	2CPX045785R9999	4011617457855	713010		5/24
RB13G	2CPX045765R9999	4011617457657	713010		5/24
RB14F1	2CPX045790R9999	4011617457909	713010		5/24
RB14G	2CPX045770R9999	4011617457701	713010		5/24
RB16F1	2CPX045795R9999	4011617457954	713010		5/24
RB16G	2CPX045775R9999	4011617457756	713010		5/24
RB18	2CPX045930R9999	4011617459309	713010		5/31
RB23F1	2CPX045786R9999	4011617457862	713010		5/24
RB23G	2CPX045766R9999	4011617457664	713010		5/24
RB24F	2CPX046624R9999	4011617466246	713010		5/25
RB24F1	2CPX045791R9999	4011617457916	713010		5/24
RB24G	2CPX045771R9999	4011617457718	713010		5/24
RB26F	2CPX046625R9999	4011617466253	713010		5/25
RB26F1	2CPX045796R9999	4011617457961	713010		5/24
RB26G	2CPX045776R9999	4011617457763	713010		5/24
RB28	2CPX045931R9999	4011617459316	713010		5/31
RB28F	2CPX046626R9999	4011617466260	713010		5/25
RB28F1	2CPX045800R9999	4011617458005	713010		5/24
RB28G	2CPX045781R9999	4011617457817	713010		5/24
RB33F1	2CPX045787R9999	4011617457879	713010		5/24
RB33G	2CPX045767R9999	4011617457671	713010		5/24
RB34F	2CPX046627R9999	4011617466277	713010		5/25
RB34F1	2CPX045792R9999	4011617457923	713010		5/24
RB34G	2CPX045772R9999	4011617457725	713010		5/24
RB36F	2CPX046628R9999	4011617466284	713010		5/25
RB36F1	2CPX045797R9999	4011617457978	713010		5/24
RB36G	2CPX045777R9999	4011617457770	713010		5/24
RB38	2CPX045932R9999	4011617459323	713010		5/31
RB38F	2CPX046629R9999	4011617466291	713010		5/25
RB38F1	2CPX045801R9999	4011617458012	713010		5/24
RB38G	2CPX045782R9999	4011617457824	713010		5/24
RB43F1	2CPX045788R9999	4011617457886	713010		5/24
RB43G	2CPX045768R9999	4011617457688	713010		5/24
RB44F	2CPX046630R9999	4011617466307	713010		5/25
RB44F1	2CPX045793R9999	4011617457930	713010		5/24
RB44G	2CPX045773R9999	4011617457732	713010		5/24
RB46F	2CPX046631R9999	4011617466314	713010		5/25

Type	Ord. No.	EAN Code	Product-code	Price	Page
RB46F1	2CPX045798R9999	4011617457985	713010		5/24
RB46G	2CPX045778R9999	4011617457787	713010		5/24
RB48	2CPX045933R9999	4011617459330	713010		5/31
RB48F	2CPX046632R9999	4011617466321	713010		5/25
RB48F1	2CPX045802R9999	4011617458029	713010		5/24
RB48G	2CPX045783R9999	4011617457831	713010		5/24
RB53F1	2CPX045789R9999	4011617457893	713010		5/24
RB53G	2CPX045769R9999	4011617457695	713010		5/24
RB54F	2CPX046633R9999	4011617466338	713010		5/25
RB54F1	2CPX045794R9999	4011617457947	713010		5/24
RB54G	2CPX045774R9999	4011617457749	713010		5/24
RB56F	2CPX046634R9999	4011617466345	713010		5/25
RB56F1	2CPX045799R9999	4011617457992	713010		5/24
RB56G	2CPX045779R9999	4011617457794	713010		5/24
RB58	2CPX045934R9999	4011617459347	713010		5/31
RB58F	2CPX046635R9999	4011617466352	713010		5/25
RB58F1	2CPX045803R9999	4011617458036	713010		5/24
RB58G	2CPX045784R9999	4011617457848	713010		5/24
RB110	2CPX045935R9999	4011617459354	713010		5/31
RB210	2CPX045936R9999	4011617459361	713010		5/31
RB310	2CPX045937R9999	4011617459378	713010		5/31
RB410	2CPX045938R9999	4011617459385	713010		5/31
RB510	2CPX045939R9999	4011617459392	713010		5/31
RD13F1	2CPX045731R9999	4011617457312	713010		5/26
RD13F11	2CPX046741R9999	4011617467410	713010		5/27
RD13G	2CPX045711R9999	4011617457114	713010		5/25
RD14F1	2CPX045736R9999	4011617457367	713010		5/26
RD14F11	2CPX046746R9999	4011617467465	713010		5/27
RD14G	2CPX045716R9999	4011617457169	713010		5/25
RD16F1	2CPX045741R9999	4011617457411	713010		5/26
RD16F2	2CPX045751R9999	4011617457510	713010		5/26
RD16F11	2CPX046751R9999	4011617467519	713010		5/27
RD16F21	2CPX046761R9999	4011617467618	713010		5/27
RD16G	2CPX045721R9999	4011617457213	713010		5/25
RD23F1	2CPX045732R9999	4011617457329	713010		5/26
RD23F11	2CPX046742R9999	4011617467427	713010		5/27
RD23G	2CPX045712R9999	4011617457121	713010		5/25
RD24F1	2CPX045737R9999	4011617457374	713010		5/26
RD24F11	2CPX046747R9999	4011617467472	713010		5/27
RD24G	2CPX045717R9999	4011617457176	713010		5/25
RD26F1	2CPX045742R9999	4011617457428	713010		5/26
RD26F11	2CPX046752R9999	4011617467526	713010		5/27
RD26F2	2CPX045752R9999	4011617457527	713010		5/26
RD26F21	2CPX046762R9999	4011617467625	713010		5/27
RD26G	2CPX045722R9999	4011617457220	713010		5/25
RD28F1	2CPX045747R9999	4011617457473	713010		5/26
RD28F2	2CPX045757R9999	4011617457572	713010		5/26
RD28F11	2CPX046757R9999	4011617467571	713010		5/27
RD28F21	2CPX046767R9999	4011617467670	713010		5/27
RD28G	2CPX045727R9999	4011617457275	713010		5/25
RD33F1	2CPX045733R9999	4011617457336	713010		5/26
RD33F11	2CPX046743R9999	4011617467434	713010		5/27
RD33G	2CPX045713R9999	4011617457138	713010		5/25
RD34F1	2CPX045738R9999	4011617457381	713010		5/26
RD34F11	2CPX046748R9999	4011617467489	713010		5/27
RD34G	2CPX045718R9999	4011617457183	713010		5/25
RD36F1	2CPX045743R9999	4011617457435	713010		5/26
RD36F2	2CPX045753R9999	4011617457534	713010		5/26
RD36F11	2CPX046753R9999	4011617467533	713010		5/27
RD36F21	2CPX046763R9999	4011617467632	713010		5/27
RD36G	2CPX045723R9999	4011617457237	713010		5/25
RD38F1	2CPX045748R9999	4011617457480	713010		5/26
RD38F2	2CPX045758R9999	4011617457589	713010		5/26
RD38F11	2CPX046758R9999	4011617467588	713010		5/27
RD38F21	2CPX046768R9999	4011617467687	713010		5/27
RD38G	2CPX045728R9999	4011617457282	713010		5/25
RD43F1	2CPX045734R9999	4011617457343	713010		5/26
RD43F11	2CPX046744R9999	4011617467441	713010		5/27
RD43G	2CPX045714R9999	4011617457145	713010		5/25
RD44F1	2CPX045739R9999	4011617457398	713010		5/26

Type	Ord. No.	EAN Code	Product-code	Price	Page
RD44F11	2CPX046749R9999	4011617467496	713010		5/27
RD44G	2CPX045719R9999	4011617457190	713010		5/25
RD46F1	2CPX045744R9999	4011617457442	713010		5/26
RD46F2	2CPX045754R9999	4011617457541	713010		5/26
RD46F11	2CPX046754R9999	4011617467540	713010		5/27
RD46F21	2CPX046764R9999	4011617467649	713010		5/27
RD46G	2CPX045724R9999	4011617457244	713010		5/25
RD48F1	2CPX045749R9999	4011617457497	713010		5/26
RD48F2	2CPX045759R9999	4011617457596	713010		5/26
RD48F11	2CPX046759R9999	4011617467595	713010		5/27
RD48F21	2CPX046769R9999	4011617467694	713010		5/27
RD48G	2CPX045729R9999	4011617457299	713010		5/25
RD53F1	2CPX045735R9999	4011617457350	713010		5/26
RD53F11	2CPX046745R9999	4011617467458	713010		5/27
RD53G	2CPX045715R9999	4011617457152	713010		5/25
RD54F1	2CPX045740R9999	4011617457404	713010		5/26
RD54F11	2CPX046750R9999	4011617467502	713010		5/27
RD54G	2CPX045720R9999	4011617457206	713010		5/25
RD56F1	2CPX045745R9999	4011617457459	713010		5/26
RD56F2	2CPX045755R9999	4011617457558	713010		5/26
RD56F11	2CPX046755R9999	4011617467557	713010		5/27
RD56F21	2CPX046765R9999	4011617467656	713010		5/27
RD56G	2CPX045725R9999	4011617457251	713010		5/25
RD58F1	2CPX045750R9999	4011617457503	713010		5/26
RD58F2	2CPX045760R9999	4011617457602	713010		5/26
RD58F11	2CPX046760R9999	4011617467601	713010		5/27
RD58F21	2CPX046770R9999	4011617467700	713010		5/27
RD58G	2CPX045730R9999	4011617457305	713010		5/25
RFB18	2CPX045940R9999	4011617459408	713010		5/22
RFB28	2CPX045941R9999	4011617459415	713010		5/22
RFB38	2CPX045942R9999	4011617459422	713010		5/22
RFB48	2CPX045943R9999	4011617459439	713010		5/22
RFB58	2CPX045944R9999	4011617459446	713010		5/22
RFB110	2CPX045945R9999	4011617459453	713010		5/22
RFB210	2CPX045946R9999	4011617459460	713010		5/22
RFB310	2CPX045947R9999	4011617459477	713010		5/22
RFB410	2CPX045948R9999	4011617459484	713010		5/22
RFB510	2CPX045949R9999	4011617459491	713010		5/22
RM8	2CPX045918R9999	4011617459187	713020		5/30
RM10	2CPX045919R9999	4011617459194	713020		5/30
RM18	2CPX045909R9999	4011617459095	713020		4/45
RM18	2CPX045909R9999	4011617459095	713020		5/30
RM18A	2CPX010774R9999	4011617107743	704020		4/45
RM28	2CPX045910R9999	4011617459101	713020		4/45
RM28	2CPX045910R9999	4011617459101	713020		5/30
RM28A	2CPX010775R9999	4011617107750	704020		4/45
RM38	2CPX045911R9999	4011617459118	713020		4/45
RM38	2CPX045911R9999	4011617459118	713020		5/30
RM38A	2CPX010776R9999	4011617107767	704020		4/45
RM48	2CPX045912R9999	4011617459125	713020		4/45
RM48	2CPX045912R9999	4011617459125	713020		5/30
RM48A	2CPX010777R9999	4011617107774	704020		4/45
RM110	2CPX045913R9999	4011617459132	713020		5/30
RM210	2CPX045914R9999	4011617459149	713020		5/30
RM310	2CPX045915R9999	4011617459156	713020		5/30
RM410	2CPX045916R9999	4011617459163	713020		5/30
RNF1	2CPX045956R9999	4011617459569	713010		5/31
RNF2	2CPX045957R9999	4011617459576	713010		5/31
RNF3	2CPX045958R9999	4011617459583	713010		5/31
RNF4	2CPX045959R9999	4011617459590	713010		5/31
RNF5	2CPX045960R9999	4011617459606	713010		5/31
RPB1P4	2CPX046771R9999	4011617467717	713060		5/19
RPB2P4	2CPX046772R9999	4011617467724	713060		5/19
RPB3P4	2CPX046774R9999	4011617467748	713060		5/19
RPB4P4	2CPX046775R9999	4011617467755	713060		5/19
RPB5P4	2CPX046776R9999	4011617467762	713060		5/19
RPB8P4	2CPX046777R9999	4011617467779	713060		5/19
RPH10P4	2CPX046778R9999	4011617467786	713060		5/19
RPT3P4	2CPX046779R9999	4011617467793	713060		5/19
RPT4P4	2CPX046780R9999	4011617467809	713060		5/19

Type	Ord. No.	EAN Code	Product-code	Price	Page
RPT8P4	2CPX046781R9999	4011617467816	713060		5/19
RRW18	2CPX046511R9999	4011617465119	713060		5/23
RRW28	2CPX046512R9999	4011617465126	713060		5/23
RRW38	2CPX046513R9999	4011617465133	713060		5/23
RRW48L	2CPX046514R9999	4011617465140	713060		5/23
RRW48R	2CPX046515R9999	4011617465157	713060		5/23
RRW58L	2CPX046516R9999	4011617465164	713060		5/23
RRW58R	2CPX046517R9999	4011617465171	713060		5/23
RRW110	2CPX046518R9999	4011617465188	713060		5/23
RRW210	2CPX046519R9999	4011617465195	713060		5/23
RRW310	2CPX046520R9999	4011617465201	713060		5/23
RRW410L	2CPX046521R9999	4011617465218	713060		5/23
RRW410R	2CPX046522R9999	4011617465225	713060		5/23
RRW510L	2CPX046523R9999	4011617465232	713060		5/23
RRW510R	2CPX046524R9999	4011617465249	713060		5/23
RSR13	2CPX045885R9999	4011617458852	713030		5/20
RSR14	2CPX045890R9999	4011617458906	713030		5/20
RSR16	2CPX045895R9999	4011617458951	713030		5/20
RSR23	2CPX045886R9999	4011617458869	713030		5/20
RSR24	2CPX045891R9999	4011617458913	713030		5/20
RSR26	2CPX045896R9999	4011617458968	713030		5/20
RSR28	2CPX045901R9999	4011617459019	713030		5/20
RSR33	2CPX045887R9999	4011617458876	713030		5/20
RSR34	2CPX045892R9999	4011617458920	713030		5/20
RSR36	2CPX045897R9999	4011617458975	713030		5/20
RSR38	2CPX045902R9999	4011617459026	713030		5/20
RSR43	2CPX045888R9999	4011617458883	713030		5/20
RSR44	2CPX045893R9999	4011617458937	713030		5/20
RSR46	2CPX045898R9999	4011617458982	713030		5/20
RSR48	2CPX045903R9999	4011617459033	713030		5/20
RSR53	2CPX045889R9999	4011617458890	713030		5/20
RSR54	2CPX045894R9999	4011617458944	713030		5/20
RSR56	2CPX045899R9999	4011617458999	713030		5/20
RSR58	2CPX045904R9999	4011617459040	713030		5/20
RSRE4	2CPX045906R9999	4011617459064	713030		5/20
RSRE6	2CPX045907R9999	4011617459071	713030		5/20
RSRE8	2CPX045908R9999	4011617459088	713030		5/20
RSW83P2	2CPX045820R9999	4011617458203	713010		5/28
RSW84P2	2CPX045821R9999	4011617458210	713010		5/28
RSW86P2	2CPX045822R9999	4011617458227	713010		5/28
RSW88P2	2CPX045823R9999	4011617458234	713010		5/28
RSW103P2	2CPX045824R9999	4011617458241	713010		5/28
RSW104P2	2CPX045825R9999	4011617458258	713010		5/28
RSW106P2	2CPX045826R9999	4011617458265	713010		5/28
RSW108P2	2CPX045827R9999	4011617458272	713010		5/28
RT2/300M	2CPX046183R9999	4011617461838	713040		5/23
RT2/450M	2CPX046184R9999	4011617461845	713040		5/23
RT2/600M	2CPX046185R9999	4011617461852	713040		5/23
RT2/750M	2CPX046186R9999	4011617461869	713040		5/23
RT2/900M	2CPX046187R9999	4011617461876	713040		5/23
RT3/300M	2CPX046198R9999	4011617461982	713040		5/23
RT3/450M	2CPX046199R9999	4011617461999	713040		5/23
RT3/600M	2CPX046200R9999	4011617462002	713040		5/23
RT3/750M	2CPX046201R9999	4011617462019	713040		5/23
RT3/900M	2CPX046202R9999	4011617462026	713040		5/23
RT18	2CPX045830R9999	4011617458302	713040		5/22
RT28	2CPX045831R9999	4011617458319	713040		5/22
RT38	2CPX045832R9999	4011617458326	713040		5/22
RT48L	2CPX045833R9999	4011617458333	713040		5/22
RT48R	2CPX045834R9999	4011617458340	713040		5/22
RT58L	2CPX045835R9999	4011617458357	713040		5/22
RT58R	2CPX045836R9999	4011617458364	713040		5/22
RT110	2CPX045837R9999	4011617458371	713040		5/22
RT210	2CPX045838R9999	4011617458388	713040		5/22
RT310	2CPX045839R9999	4011617458395	713040		5/22
RT410L	2CPX045840R9999	4011617458401	713040		5/22
RT410R	2CPX045841R9999	4011617458418	713040		5/22
RT510L	2CPX045842R9999	4011617458425	713040		5/22
RT510R	2CPX045843R9999	4011617458432	713040		5/22
RTA21P2	2CPX046214R9999	4011617462149	713040		5/23

Index

Type	Ord. No.	EAN Code	Product-code	Price	Page
RTA31P2	2CPX046215R9999	4011617462156	713040		5/23
RTS18	2CPX045844R9999	4011617458449	713040		5/22
RTS28	2CPX045845R9999	4011617458456	713040		5/22
RTS38	2CPX045846R9999	4011617458463	713040		5/22
RTS48L	2CPX045847R9999	4011617458470	713040		5/22
RTS48R	2CPX045848R9999	4011617458487	713040		5/22
RTS58L	2CPX045849R9999	4011617458494	713040		5/22
RTS58R	2CPX045850R9999	4011617458500	713040		5/22
RTS110	2CPX045851R9999	4011617458517	713040		5/22
RTS210	2CPX045852R9999	4011617458524	713040		5/22
RTS310	2CPX045853R9999	4011617458531	713040		5/22
RTS410L	2CPX045854R9999	4011617458548	713040		5/22
RTS410R	2CPX045855R9999	4011617458555	713040		5/22
RTS510L	2CPX045856R9999	4011617458562	713040		5/22
RTS510R	2CPX045857R9999	4011617458579	713040		5/22
RTT2	2CPX045880R9999	4011617458807	713040		5/23
RTT3	2CPX045881R9999	4011617458814	713040		5/23
RTW831	2CPX046231R9999	4011617462316	713010		5/29
RTW841	2CPX046232R9999	4011617462323	713010		5/29
RTW861	2CPX046233R9999	4011617462330	713010		5/29
RTW881	2CPX046234R9999	4011617462347	713010		5/29
RTW1031	2CPX046235R9999	4011617462354	713010		5/29
RTW1041	2CPX046236R9999	4011617462361	713010		5/29
RTW1061	2CPX046237R9999	4011617462378	713010		5/29
RTW1081	2CPX046238R9999	4011617462385	713010		5/29
RZ1P4	2CPX045950R9999	4011617459507	713010		5/30
RZ3P4	2CPX046006R9999	4011617460060	713010		5/21
RZ4P4	2CPX046007R9999	4011617460077	713010		5/21
RZ5P4	2CPX046008R9999	4011617460084	713010		5/21
RZ6P2	2CPX045990R9999	4011617459903	713010		5/37
RZ6P2	2CPX045990R9999	4011617459903	713010		5/43
RZ6P20	2CPX046011R9999	4011617460114	713010		5/37
RZ6P20	2CPX046011R9999	4011617460114	713010		5/43
RZ7P2	2CPX045991R9999	4011617459910	713010		5/38
RZ7P2	2CPX045991R9999	4011617459910	713010		5/41
RZ7P20	2CPX046012R9999	4011617460121	713010		5/38
RZ7P20	2CPX046012R9999	4011617460121	713010		5/41
RZ8P4	2CPX045992R9999	4011617459927	713010		5/33
RZ9P4	2CPX045993R9999	4011617459934	713010		5/33
RZ10P2	2CPX045994R9999	4011617459941	713010		5/33
RZ11P4	2CPX045995R9999	4011617459958	713010		5/28
RZ12P20	2CPX046000R9999	4011617460008	713010		5/28
RZ12P20	2CPX046000R9999	4011617460008	713010		5/37
RZ12P20	2CPX046000R9999	4011617460008	713010		5/38
RZ12P20	2CPX046000R9999	4011617460008	713010		5/41
RZ12P500	2CPX046001R9999	4011617460015	713010		5/28
RZ12P500	2CPX046001R9999	4011617460015	713010		5/37
RZ12P500	2CPX046001R9999	4011617460015	713010		5/38
RZ12P500	2CPX046001R9999	4011617460015	713010		5/41
RZ13P20	2CPX046002R9999	4011617460022	713010		5/28
RZ14P20	2CPX046003R9999	4011617460039	713010		5/28
RZ15P20	2CPX046004R9999	4011617460046	713010		5/28
RZ21	2CPX045966R9999	4011617459668	713010		5/36
RZ22	2CPX045967R9999	4011617459675	713010		5/36
RZ23	2CPX045968R9999	4011617459682	713010		5/36
RZ24	2CPX045969R9999	4011617459699	713010		5/36
RZ25	2CPX045970R9999	4011617459705	713010		5/36
RZ26	2CPX045971R9999	4011617459712	713010		5/36
RZ27	2CPX045972R9999	4011617459729	713010		5/36
RZ28	2CPX045973R9999	4011617459736	713010		5/36
RZ29	2CPX045974R9999	4011617459743	713010		5/36
RZ30	2CPX045975R9999	4011617459750	713010		5/36
RZ31P2	2CPX045987R9999	4011617459873	713010		5/36
RZ32P2	2CPX045996R9999	4011617459965	713010		5/28
RZ33	2CPX045997R9999	4011617459972	713010		5/28
RZ34P4	2CPX046009R9999	4011617460091	713010		5/33
RZ35P2	2CPX046010R9999	4011617460107	713010		5/21
RZ36	2CPX046013R9999	4011617460138	713010		5/28
RZ37P20	2CPX046014R9999	4011617460145	713010		5/37
RZ39P2	2CPX046017R9999	4011617460176	713010		5/38

Type	Ord. No.	EAN Code	Product-code	Price	Page
RZ39P20	2CPX046018R9999	4011617460183	713010		5/38
RZ40P2	2CPX046019R9999	4011617460190	713010		5/38
RZ40P20	2CPX046020R9999	4011617460206	713010		5/38
RZ41P2	2CPX046065R9999	4011617460657	713010		5/38
RZ41P20	2CPX046066R9999	4011617460664	713010		5/38
RZ42	2CPX046067R9999	4011617460671	713010		5/38
RZ43	2CPX046069R9999	4011617460695	713010		5/38
RZ44P4	2CPX046071R9999	4011617460718	713010		5/38
RZ46	2CPX046075R9999	4011617460756	713010		5/38
RZ48	2CPX046100R9999	4011617461005	713010		5/30
RZ54P2	2CPX046165R9999	4011617461654	713010		5/33
RZ55	2CPX046166R9999	4011617461661	713010		5/28
RZ65	2CPX046225R9999	4011617462255	710010		5/34
RZ66	2CPX046226R9999	4011617462262	710010		5/34
RZ147	2CPX046230R9999	4011617462309	713010		5/29
RZ151	2CPX046561R9999	4011617465614	705010		7/85
RZ152	2CPX046562R9999	4011617465621	705010		7/85
RZ155	2CPX046565R9999	4011617465652	705010		7/85
RZ156	2CPX046566R9999	4011617465669	705010		7/85
RZ161	2CPX046571R9999	4011617465713	705010		7/85
RZ162	2CPX046572R9999	4011617465720	705010		7/85
RZ163	2CPX046573R9999	4011617465737	705010		7/85
RZ164	2CPX046574R9999	4011617465744	705010		7/85
RZ165	2CPX046575R9999	4011617465751	705010		7/85
RZ166	2CPX046576R9999	4011617465768	705010		7/85
RZ170P8	2CPX046213R9999	4011617462132	713040		5/23
RZ171LR	2CPX046469R9999	4011617464693	713010		5/43
RZ200	2CPX046782R9999	4011617467823	713060		5/19
RZ201	2CPX046783R9999	4011617467830	713060		5/19
RZ202	2CPX046784R9999	4011617467847	713060		5/19
RZA100	2CPX046470R9999	4011617464709	713010		5/48
RZA200	2CPX046471R9999	4011617464716	713010		5/48
RZA300	2CPX046472R9999	4011617464723	713010		5/48
RZA400	2CPX046473R9999	4011617464730	713010		5/48
RZB11	2CPX046021R9999	4011617460213	713010		5/39
RZB13	2CPX046030R9999	4011617460305	713010		5/39
RZB21	2CPX046022R9999	4011617460220	713010		5/39
RZB23	2CPX046031R9999	4011617460312	713010		5/39
RZB31	2CPX046023R9999	4011617460237	713010		5/39
RZB33	2CPX046032R9999	4011617460329	713010		5/39
RZB41	2CPX046024R9999	4011617460244	713010		5/39
RZB43	2CPX046033R9999	4011617460336	713010		5/39
RZB51	2CPX046025R9999	4011617460251	713010		5/39
RZB53	2CPX046034R9999	4011617460343	713010		5/39
RZB110	2CPX046039R9999	4011617460398	713010		5/21
RZB110	2CPX046039R9999	4011617460398	713010		5/39
RZB210	2CPX046040R9999	4011617460404	713010		5/21
RZB210	2CPX046040R9999	4011617460404	713010		5/39
RZB310	2CPX046041R9999	4011617460411	713010		5/21
RZB310	2CPX046041R9999	4011617460411	713010		5/39
RZB410	2CPX046042R9999	4011617460428	713010		5/21
RZB410	2CPX046042R9999	4011617460428	713010		5/39
RZB510	2CPX046043R9999	4011617460435	713010		5/21
RZB510	2CPX046043R9999	4011617460435	713010		5/39
RZBA11	2CPX046102R9999	4011617461029	713010		5/39
RZBA13	2CPX046107R9999	4011617461074	713010		5/39
RZBA21	2CPX046103R9999	4011617461036	713010		5/39
RZBA23	2CPX046108R9999	4011617461081	713010		5/39
RZBA31	2CPX046104R9999	4011617461043	713010		5/39
RZBA33	2CPX046109R9999	4011617461098	713010		5/39
RZBA41	2CPX046105R9999	4011617461050	713010		5/39
RZBA43	2CPX046110R9999	4011617461104	713010		5/39
RZBA51	2CPX046106R9999	4011617461067	713010		5/39
RZBA53	2CPX046111R9999	4011617461111	713010		5/39
RZBA110	2CPX046049R9999	4011617460497	713010		5/40
RZBA210	2CPX046050R9999	4011617460503	713010		5/40
RZBA310	2CPX046051R9999	4011617460510	713010		5/40
RZBA410	2CPX046052R9999	4011617460527	713010		5/40
RZBA510	2CPX046053R9999	4011617460534	713010		5/40
RZF9	2CPX046612R9999	4011617466123	710010		5/35

Index

Type	Ord. No.	EAN Code	Product-code	Price	Page
RZF10	2CPX046613R9999	4011617466130	710010	5/35	
RZF12	2CPX046615R9999	4011617466154	710010	5/34	
RZF13	2CPX046616R9999	4011617466161	710010	5/34	
RZF14	2CPX046617R9999	4011617466178	710010	5/34	
RZF15	2CPX046618R9999	4011617466185	710010	5/34	
RZF18	2CPX046900R9999	4011617469001	710010	5/35	
RZF19	2CPX046901R9999	4011617469018	710010	5/35	
RZF100	2CPX046474R9999	4011617464747	713010	5/46	
RZF200	2CPX046475R9999	4011617464754	713010	5/46	
RZF300	2CPX046476R9999	4011617464761	713010	5/47	
RZF400	2CPX046477R9999	4011617464778	713010	5/47	
RZSR38	2CPX046401R9999	4011617464013	713010	5/42	
RZSR310	2CPX046402R9999	4011617464020	713010	5/42	
RZT3P2	2CPX045952R9999	4011617459521	713010	5/30	
RZT4P2	2CPX045953R9999	4011617459538	713010	5/30	
RZT6P2	2CPX045954R9999	4011617459545	713010	5/30	
RZT8P2	2CPX045955R9999	4011617459552	713010	5/30	
RZT33	2CPX046026R9999	4011617460268	713010	5/39	
RZT43	2CPX046027R9999	4011617460275	713010	5/39	
RZT63	2CPX046028R9999	4011617460282	713010	5/39	
RZT83	2CPX046029R9999	4011617460299	713010	5/39	
RZT310	2CPX046035R9999	4011617460350	713010	5/39	
RZT410	2CPX046036R9999	4011617460367	713010	5/39	
RZT610	2CPX046037R9999	4011617460374	713010	5/39	
RZT810	2CPX046038R9999	4011617460381	713010	5/39	
RZTA310	2CPX046045R9999	4011617460459	713010	5/40	
RZTA410	2CPX046046R9999	4011617460466	713010	5/40	
RZTA610	2CPX046047R9999	4011617460473	713010	5/40	
RZTA810	2CPX046048R9999	4011617460480	713010	5/40	
RZT060	2CPX046479R9999	4011617464792	713010	5/49	
RZTS60	2CPX046478R9999	4011617464785	713010	5/49	
RZUB1	2CPX045980R9999	4011617459804	713010	5/37	
RZUB2	2CPX045981R9999	4011617459811	713010	5/37	
RZUB3	2CPX045982R9999	4011617459828	713010	5/37	
RZUB4	2CPX045983R9999	4011617459835	713010	5/37	
RZUB5	2CPX045984R9999	4011617459842	713010	5/37	
RZUH8	2CPX045985R9999	4011617459859	713010	5/37	
RZUH10	2CPX045986R9999	4011617459866	713010	5/37	
RZULB1	2CPX046058R9999	4011617460589	713010	5/37	
RZULB2	2CPX046059R9999	4011617460596	713010	5/37	
RZULB3	2CPX046060R9999	4011617460602	713010	5/37	
RZULB4	2CPX046061R9999	4011617460619	713010	5/37	
RZULB5	2CPX046062R9999	4011617460626	713010	5/37	
RZULH8	2CPX046063R9999	4011617460633	713010	5/37	
RZULH10	2CPX046064R9999	4011617460640	713010	5/37	
RZULT3	2CPX046054R9999	4011617460541	713010	5/37	
RZULT4	2CPX046055R9999	4011617460558	713010	5/37	
RZULT6	2CPX046056R9999	4011617460565	713010	5/37	
RZULT8	2CPX046057R9999	4011617460572	713010	5/37	
RZUT3	2CPX045976R9999	4011617459767	713010	5/37	
RZUT4	2CPX045977R9999	4011617459774	713010	5/37	
RZUT4	2CPX045977R9999	4011617459774	713010	5/43	
RZUT6	2CPX045978R9999	4011617459781	713010	5/37	
RZUT6	2CPX045978R9999	4011617459781	713010	5/43	
RZUT8	2CPX045979R9999	4011617459798	713010	5/37	
RZUT8	2CPX045979R9999	4011617459798	713010	5/43	
RZVR8P2	2CPX046403R9999	4011617464037	713010	5/43	
RZVR10P2	2CPX046404R9999	4011617464044	713010	5/43	
T10	2CPX062059R9999	4011617620594	704010	0	
T10	2CPX062059R9999	4011617620594	704010	2/10	
T10	2CPX062059R9999	4011617620594	704010	3/20	
T10	2CPX062059R9999	4011617620594	704010	3/8	
T11	2CPX062062R9999	4011617620624	704010	0	
T11	2CPX062062R9999	4011617620624	704010	2/10	
T11	2CPX062062R9999	4011617620624	704010	3/20	
T11	2CPX062062R9999	4011617620624	704010	3/8	
T12	2CPX062066R9999	4011617620662	704010	0	
T12	2CPX062066R9999	4011617620662	704010	2/10	
T12	2CPX062066R9999	4011617620662	704010	3/20	
T12	2CPX062066R9999	4011617620662	704010	3/8	

Type	Ord. No.	EAN Code	Product-code	Price	Page
T13	2CPX062079R9999	4011617620792	704010	0	
T13	2CPX062079R9999	4011617620792	704010	3/20	
T13	2CPX062079R9999	4011617620792	704010	3/8	
T14	2CPX062082R9999	4011617620822	704010	0	
T14	2CPX062082R9999	4011617620822	704010	3/20	
T14	2CPX062082R9999	4011617620822	704010	3/8	
T15	2CPX062087R9999	4011617620877	704010	0	
T15	2CPX062087R9999	4011617620877	704010	3/20	
T15	2CPX062087R9999	4011617620877	704010	3/8	
T20	2CPX062060R9999	4011617620600	704010	0	
T20	2CPX062060R9999	4011617620600	704010	2/10	
T20	2CPX062060R9999	4011617620600	704010	3/20	
T20	2CPX062060R9999	4011617620600	704010	3/8	
T21	2CPX062063R9999	4011617620631	704010	0	
T21	2CPX062063R9999	4011617620631	704010	2/10	
T21	2CPX062063R9999	4011617620631	704010	3/20	
T21	2CPX062063R9999	4011617620631	704010	3/8	
T22	2CPX062067R9999	4011617620679	704010	0	
T22	2CPX062067R9999	4011617620679	704010	2/10	
T22	2CPX062067R9999	4011617620679	704010	3/20	
T22	2CPX062067R9999	4011617620679	704010	3/8	
T23	2CPX062070R9999	4011617620709	704010	0	
T23	2CPX062070R9999	4011617620709	704010	2/10	
T23	2CPX062070R9999	4011617620709	704010	3/20	
T23	2CPX062070R9999	4011617620709	704010	3/8	
T24	2CPX062083R9999	4011617620839	704010	0	
T24	2CPX062083R9999	4011617620839	704010	3/20	
T24	2CPX062083R9999	4011617620839	704010	3/8	
T25	2CPX062088R9999	4011617620884	704010	0	
T25	2CPX062088R9999	4011617620884	704010	3/20	
T25	2CPX062088R9999	4011617620884	704010	3/8	
T30	2CPX062061R9999	4011617620617	704010	0	
T30	2CPX062061R9999	4011617620617	704010	2/10	
T30	2CPX062061R9999	4011617620617	704010	3/20	
T30	2CPX062061R9999	4011617620617	704010	3/8	
T31	2CPX062064R9999	4011617620648	704010	0	
T31	2CPX062064R9999	4011617620648	704010	2/10	
T31	2CPX062064R9999	4011617620648	704010	3/20	
T31	2CPX062064R9999	4011617620648	704010	3/8	
T32	2CPX062068R9999	4011617620686	704010	0	
T32	2CPX062068R9999	4011617620686	704010	2/10	
T32	2CPX062068R9999	4011617620686	704010	3/20	
T32	2CPX062068R9999	4011617620686	704010	3/8	
T33	2CPX062071R9999	4011617620716	704010	0	
T33	2CPX062071R9999	4011617620716	704010	2/10	
T33	2CPX062071R9999	4011617620716	704010	3/20	
T33	2CPX062071R9999	4011617620716	704010	3/8	
T34	2CPX062084R9999	4011617620846	704010	0	
T34	2CPX062084R9999	4011617620846	704010	3/20	
T34	2CPX062084R9999	4011617620846	704010	3/8	
T35	2CPX062089R9999	4011617620891	704010	0	
T35	2CPX062089R9999	4011617620891	704010	3/20	
T35	2CPX062089R9999	4011617620891	704010	3/8	
T40	2CPX062075R9999	4011617620754	704010	0	
T40	2CPX062075R9999	4011617620754	704010	3/20	
T40	2CPX062075R9999	4011617620754	704010	3/8	
T41	2CPX062065R9999	4011617620655	704010	0	
T41	2CPX062065R9999	4011617620655	704010	2/10	
T41	2CPX062065R9999	4011617620655	704010	3/20	
T41	2CPX062065R9999	4011617620655	704010	3/8	
T42	2CPX062069R9999	4011617620693	704010	0	
T42	2CPX062069R9999	4011617620693	704010	2/10	
T42	2CPX062069R9999	4011617620693	704010	3/20	
T42	2CPX062069R9999	4011617620693	704010	3/8	
T43	2CPX062080R9999	4011617620808	704010	0	
T43	2CPX062080R9999	4011617620808	704010	3/20	
T43	2CPX062080R9999	4011617620808	704010	3/8	
T44	2CPX062085R9999	4011617620853	704010	0	
T44	2CPX062085R9999	4011617620853	704010	3/20	
T44	2CPX062085R9999	4011617620853	704010	3/8	

Index

Type	Ord. No.	EAN Code	Product-code	Price	Page
T45	2CPX062090R9999	4011617620907	704010		0
T45	2CPX062090R9999	4011617620907	704010		3/20
T45	2CPX062090R9999	4011617620907	704010		3/8
T50	2CPX062076R9999	4011617620761	704010		0
T50	2CPX062076R9999	4011617620761	704010		3/20
T50	2CPX062076R9999	4011617620761	704010		3/8
T51	2CPX062077R9999	4011617620778	704010		0
T51	2CPX062077R9999	4011617620778	704010		3/20
T51	2CPX062077R9999	4011617620778	704010		3/8
T52	2CPX062078R9999	4011617620785	704010		0
T52	2CPX062078R9999	4011617620785	704010		3/20
T52	2CPX062078R9999	4011617620785	704010		3/8
T53	2CPX062081R9999	4011617620815	704010		0
T53	2CPX062081R9999	4011617620815	704010		3/20
T53	2CPX062081R9999	4011617620815	704010		3/8
T54	2CPX062086R9999	4011617620860	704010		0
T54	2CPX062086R9999	4011617620860	704010		3/20
T54	2CPX062086R9999	4011617620860	704010		3/8
T55	2CPX062091R9999	4011617620914	704010		0
T55	2CPX062091R9999	4011617620914	704010		3/20
T55	2CPX062091R9999	4011617620914	704010		3/8
T100	2CPX062057R9999	4011617620570	704010		0
T100	2CPX062057R9999	4011617620570	704010		2/10
T100	2CPX062057R9999	4011617620570	704010		3/20
T100	2CPX062057R9999	4011617620570	704010		3/8
T200	2CPX062058R9999	4011617620587	704010		0
T200	2CPX062058R9999	4011617620587	704010		2/10
T200	2CPX062058R9999	4011617620587	704010		3/20
T200	2CPX062058R9999	4011617620587	704010		3/8
T220	2CPX062056R9999	4011617620563	704010		2/10
T300	2CPX062072R9999	4011617620723	704010		0
T300	2CPX062072R9999	4011617620723	704010		3/20
T300	2CPX062072R9999	4011617620723	704010		3/8
T400	2CPX062073R9999	4011617620730	704010		0
T400	2CPX062073R9999	4011617620730	704010		3/8
T500	2CPX062074R9999	4011617620747	704010		0
T500	2CPX062074R9999	4011617620747	704010		3/8
TG104G	2CPX010000R9999	4011617100003	330020		4/22
TG104GB	2CPX010221R9999	4011617102212	331020		4/22
TG104S	2CPX010035R9999	4011617100355	335020		4/23
TG104SB	2CPX010256R9999	4011617102564	336020		4/23
TG105G	2CPX010005R9999	4011617100058	330030		4/22
TG105GB	2CPX010226R9999	4011617102267	331030		4/22
TG105S	2CPX010040R9999	4011617100409	335030		4/23
TG105SB	2CPX010261R9999	4011617102618	336030		4/23
TG106G	2CPX010010R9999	4011617100102	330040		4/22
TG106GB	2CPX010231R9999	4011617102311	331040		4/22
TG106S	2CPX010045R9999	4011617100454	335040		4/23
TG106SB	2CPX010266R9999	4011617102663	336040		4/23
TG107G	2CPX010015R9999	4011617100157	330050		4/22
TG107GB	2CPX010236R9999	4011617102366	331050		4/22
TG107S	2CPX010050R9999	4011617100508	335050		4/23
TG107SB	2CPX010271R9999	4011617102717	336050		4/23
TG108G	2CPX010020R9999	4011617100201	330060		4/22
TG108GB	2CPX010241R9999	4011617102410	331060		4/22
TG108S	2CPX010055R9999	4011617100553	335060		4/23
TG108SB	2CPX010276R9999	4011617102762	336060		4/23
TG109G	2CPX010025R9999	4011617100256	330070		4/22
TG109GB	2CPX010246R9999	4011617102465	331070		4/22
TG109S	2CPX010060R9999	4011617100607	335070		4/23
TG109SB	2CPX010281R9999	4011617102816	336070		4/23
TG112G	2CPX010030R9999	4011617100300	430010		4/32
TG112GB	2CPX010251R9999	4011617102519	431010		4/32
TG112S	2CPX010065R9999	4011617100652	435010		4/33
TG112SB	2CPX010286R9999	4011617102861	436010		4/33
TG204G	2CPX010001R9999	4011617100010	330020		4/22
TG204GB	2CPX010222R9999	4011617102229	331020		4/22
TG204S	2CPX010036R9999	4011617100362	335020		4/23
TG204SB	2CPX010257R9999	4011617102571	336020		4/23
TG205G	2CPX010006R9999	4011617100065	330030		4/22

Type	Ord. No.	EAN Code	Product-code	Price	Page
TG205GB	2CPX010227R9999	4011617102274	331030		4/22
TG205S	2CPX010041R9999	4011617100416	335030		4/23
TG205SB	2CPX010262R9999	4011617102625	336030		4/23
TG206G	2CPX010011R9999	4011617100119	330040		4/22
TG206GB	2CPX010232R9999	4011617102328	331040		4/22
TG206S	2CPX010046R9999	4011617100461	335040		4/23
TG206SB	2CPX010267R9999	4011617102670	336040		4/23
TG207G	2CPX010016R9999	4011617100164	330050		4/22
TG207GB	2CPX010237R9999	4011617102373	331050		4/22
TG207S	2CPX010051R9999	4011617100515	335050		4/23
TG207SB	2CPX010272R9999	4011617102724	336050		4/23
TG208G	2CPX010021R9999	4011617100218	330060		4/22
TG208GB	2CPX010242R9999	4011617102427	331060		4/22
TG208S	2CPX010056R9999	4011617100560	335060		4/23
TG208SB	2CPX010277R9999	4011617102779	336060		4/23
TG209G	2CPX010026R9999	4011617100263	330070		4/22
TG209GB	2CPX010247R9999	4011617102472	331070		4/22
TG209S	2CPX010061R9999	4011617100614	335070		4/23
TG209SB	2CPX010282R9999	4011617102823	336070		4/23
TG212G	2CPX010031R9999	4011617100317	430010		4/32
TG212GB	2CPX010252R9999	4011617102526	431010		4/32
TG212S	2CPX010066R9999	4011617100669	435010		4/33
TG212SB	2CPX010287R9999	4011617102878	436010		4/33
TG304G	2CPX010002R9999	4011617100027	330020		4/22
TG304GB	2CPX010223R9999	4011617102236	331020		4/22
TG304S	2CPX010037R9999	4011617100379	335020		4/23
TG304SB	2CPX010258R9999	4011617102588	336020		4/23
TG305G	2CPX010007R9999	4011617100072	330030		4/22
TG305GB	2CPX010228R9999	4011617102281	331030		4/22
TG305S	2CPX010042R9999	4011617100423	335030		4/23
TG305SB	2CPX010263R9999	4011617102632	336030		4/23
TG306G	2CPX010012R9999	4011617100126	330040		4/22
TG306GB	2CPX010233R9999	4011617102335	331040		4/22
TG306S	2CPX010047R9999	4011617100478	335040		4/23
TG306SB	2CPX010268R9999	4011617102687	336040		4/23
TG307G	2CPX010017R9999	4011617100171	330050		4/22
TG307GB	2CPX010238R9999	4011617102380	331050		4/22
TG307S	2CPX010052R9999	4011617100522	335050		4/23
TG307SB	2CPX010273R9999	4011617102731	336050		4/23
TG308G	2CPX010022R9999	4011617100225	330060		4/22
TG308GB	2CPX010243R9999	4011617102434	331060		4/22
TG308S	2CPX010057R9999	4011617100577	335060		4/23
TG308SB	2CPX010278R9999	4011617102786	336060		4/23
TG309G	2CPX010027R9999	4011617100270	330070		4/22
TG309GB	2CPX010248R9999	4011617102489	331070		4/22
TG309S	2CPX010062R9999	4011617100621	335070		4/23
TG309SB	2CPX010283R9999	4011617102830	336070		4/23
TG312G	2CPX010032R9999	4011617100324	430010		4/32
TG312GB	2CPX010253R9999	4011617102533	431010		4/32
TG312S	2CPX010067R9999	4011617100676	435010		4/33
TG312SB	2CPX010288R9999	4011617102885	436010		4/33
TG404G	2CPX010003R9999	4011617100034	330020		4/22
TG404GB	2CPX010224R9999	4011617102243	331020		4/22
TG404S	2CPX010038R9999	4011617100386	335020		4/23
TG404SB	2CPX010259R9999	4011617102595	336020		4/23
TG405G	2CPX010008R9999	4011617100089	330030		4/22
TG405GB	2CPX010229R9999	4011617102298	331030		4/22
TG405S	2CPX010043R9999	4011617100430	335030		4/23
TG405SB	2CPX010264R9999	4011617102649	336030		4/23
TG406G	2CPX010013R9999	4011617100133	330040		4/22
TG406GB	2CPX010234R9999	4011617102342	331040		4/22
TG406S	2CPX010048R9999	4011617100485	335040		4/23
TG406SB	2CPX010269R9999	4011617102694	336040		4/23
TG407G	2CPX010018R9999	4011617100188	330050		4/22
TG407GB	2CPX010239R9999	4011617102397	331050		4/22
TG407S	2CPX010053R9999	4011617100539	335050		4/23
TG407SB	2CPX010274R9999	4011617102748	336050		4/23
TG408G	2CPX010023R9999	4011617100232	330060		4/22
TG408GB	2CPX010244R9999	4011617102441	331060		4/22
TG408S	2CPX010058R9999	4011617100584	335060		4/23

Index

Type	Ord. No.	EAN Code	Product-code	Price	Page
TG408SB	2CPX010279R9999	4011617102793	336060		4/23
TG409G	2CPX010028R9999	4011617100287	330070		4/22
TG409GB	2CPX010249R9999	4011617102496	331070		4/22
TG409S	2CPX010063R9999	4011617100638	335070		4/23
TG409SB	2CPX010284R9999	4011617102847	336070		4/23
TG412G	2CPX010033R9999	4011617100331	430010		4/32
TG412GB	2CPX010254R9999	4011617102540	431010		4/32
TG412S	2CPX010068R9999	4011617100683	435010		4/33
TG412SB	2CPX010289R9999	4011617102892	436010		4/33
TG504G	2CPX010004R9999	4011617100041	330020		4/22
TG504GB	2CPX010225R9999	4011617102250	331020		4/22
TG504S	2CPX010039R9999	4011617100393	335020		4/23
TG504SB	2CPX010260R9999	4011617102601	336020		4/23
TG505G	2CPX010009R9999	4011617100096	330030		4/22
TG505GB	2CPX010230R9999	4011617102304	331030		4/22
TG505S	2CPX010044R9999	4011617100447	335030		4/23
TG505SB	2CPX010265R9999	4011617102656	336030		4/23
TG506G	2CPX010014R9999	4011617100140	330040		4/22
TG506GB	2CPX010235R9999	4011617102359	331040		4/22
TG506S	2CPX010049R9999	4011617100492	335040		4/23
TG506SB	2CPX010270R9999	4011617102700	336040		4/23
TG507G	2CPX010019R9999	4011617100195	330050		4/22
TG507GB	2CPX010240R9999	4011617102403	331050		4/22
TG507S	2CPX010054R9999	4011617100546	335050		4/23
TG507SB	2CPX010275R9999	4011617102755	336050		4/23
TG508G	2CPX010024R9999	4011617100249	330060		4/22
TG508GB	2CPX010245R9999	4011617102458	331060		4/22
TG508S	2CPX010059R9999	4011617100591	335060		4/23
TG508SB	2CPX010280R9999	4011617102809	336060		4/23
TG509G	2CPX010029R9999	4011617100294	330070		4/22
TG509GB	2CPX010250R9999	4011617102502	331070		4/22
TG509S	2CPX010064R9999	4011617100645	335070		4/23
TG509SB	2CPX010285R9999	4011617102854	336070		4/23
TG512G	2CPX010034R9999	4011617100348	430010		4/32
TG512GB	2CPX010255R9999	4011617102557	431010		4/32
TG512S	2CPX010069R9999	4011617100690	435010		4/33
TG512SB	2CPX010290R9999	4011617102908	436010		4/33
TL104G	2CPX010070R9999	4011617100706	320020		4/24
TL104GB	2CPX010291R9999	4011617102915	321020		4/24
TL104S	2CPX010105R9999	4011617101055	325020		4/25
TL104SB	2CPX010326R9999	4011617103264	326020		4/25
TL105G	2CPX010075R9999	4011617100751	320030		4/24
TL105GB	2CPX010296R9999	4011617102960	321030		4/24
TL105S	2CPX010110R9999	4011617101109	325030		4/25
TL105SB	2CPX010331R9999	4011617103318	326030		4/25
TL106G	2CPX010080R9999	4011617100805	320040		4/24
TL106GB	2CPX010301R9999	4011617103011	321040		4/24
TL106S	2CPX010115R9999	4011617101154	325040		4/25
TL106SB	2CPX010336R9999	4011617103363	326040		4/25
TL107G	2CPX010085R9999	4011617100850	320050		4/24
TL107GB	2CPX010306R9999	4011617103066	321050		4/24
TL107S	2CPX010120R9999	4011617101208	325050		4/25
TL107SB	2CPX010341R9999	4011617103417	326050		4/25
TL108G	2CPX010090R9999	4011617100904	320060		4/24
TL108GB	2CPX010311R9999	4011617103110	321060		4/24
TL108S	2CPX010125R9999	4011617101253	325060		4/25
TL108SB	2CPX010346R9999	4011617103462	326060		4/25
TL109G	2CPX010095R9999	4011617100959	320070		4/24
TL109GB	2CPX010316R9999	4011617103165	321070		4/24
TL109S	2CPX010130R9999	4011617101307	325070		4/25
TL109SB	2CPX010351R9999	4011617103516	326070		4/25
TL112G	2CPX010100R9999	4011617101000	420010		4/32
TL112GB	2CPX010321R9999	4011617103219	421010		4/32
TL112S	2CPX010135R9999	4011617101352	425010		4/33
TL112SB	2CPX010356R9999	4011617103561	426010		4/33
TL204G	2CPX010071R9999	4011617100713	320020		4/24
TL204GB	2CPX010292R9999	4011617102922	321020		4/24
TL204S	2CPX010106R9999	4011617101062	325020		4/25
TL204SB	2CPX010327R9999	4011617103271	326020		4/25
TL205G	2CPX010076R9999	4011617100768	320030		4/24

Type	Ord. No.	EAN Code	Product-code	Price	Page
TL205GB	2CPX010297R9999	4011617102977	321030		4/24
TL205S	2CPX010111R9999	4011617101116	325030		4/25
TL205SB	2CPX010332R9999	4011617103325	326030		4/25
TL206G	2CPX010081R9999	4011617100812	320040		4/24
TL206GB	2CPX010302R9999	4011617103028	321040		4/24
TL206S	2CPX010116R9999	4011617101161	325040		4/25
TL206SB	2CPX010337R9999	4011617103370	326040		4/25
TL207G	2CPX010086R9999	4011617100867	320050		4/24
TL207GB	2CPX010307R9999	4011617103073	321050		4/24
TL207S	2CPX010121R9999	4011617101215	325050		4/25
TL207SB	2CPX010342R9999	4011617103424	326050		4/25
TL208G	2CPX010091R9999	4011617100911	320060		4/24
TL208GB	2CPX010312R9999	4011617103127	321060		4/24
TL208S	2CPX010126R9999	4011617101260	325060		4/25
TL208SB	2CPX010347R9999	4011617103479	326060		4/25
TL209G	2CPX010096R9999	4011617100966	320070		4/24
TL209GB	2CPX010317R9999	4011617103172	321070		4/24
TL209S	2CPX010131R9999	4011617101314	325070		4/25
TL209SB	2CPX010352R9999	4011617103523	326070		4/25
TL212G	2CPX010101R9999	4011617101017	420010		4/32
TL212GB	2CPX010322R9999	4011617103226	421010		4/32
TL212S	2CPX010136R9999	4011617101369	425010		4/33
TL212SB	2CPX010357R9999	4011617103578	426010		4/33
TL304G	2CPX010072R9999	4011617100720	320020		4/24
TL304GB	2CPX010293R9999	4011617102939	321020		4/24
TL304S	2CPX010107R9999	4011617101079	325020		4/25
TL304SB	2CPX010328R9999	4011617103288	326020		4/25
TL305G	2CPX010077R9999	4011617100775	320030		4/24
TL305GB	2CPX010298R9999	4011617102984	321030		4/24
TL305S	2CPX010112R9999	4011617101123	325030		4/25
TL305SB	2CPX010333R9999	4011617103332	326030		4/25
TL306G	2CPX010082R9999	4011617100829	320040		4/24
TL306GB	2CPX010303R9999	4011617103035	321040		4/24
TL306S	2CPX010117R9999	4011617101178	325040		4/25
TL306SB	2CPX010338R9999	4011617103387	326040		4/25
TL307G	2CPX010087R9999	4011617100874	320050		4/24
TL307GB	2CPX010308R9999	4011617103080	321050		4/24
TL307S	2CPX010122R9999	4011617101222	325050		4/25
TL307SB	2CPX010343R9999	4011617103431	326050		4/25
TL308G	2CPX010092R9999	4011617100928	320060		4/24
TL308GB	2CPX010313R9999	4011617103134	321060		4/24
TL308S	2CPX010127R9999	4011617101277	325060		4/25
TL308SB	2CPX010348R9999	4011617103486	326060		4/25
TL309G	2CPX010097R9999	4011617100973	320070		4/24
TL309GB	2CPX010318R9999	4011617103189	321070		4/24
TL309S	2CPX010132R9999	4011617101321	325070		4/25
TL309SB	2CPX010353R9999	4011617103530	326070		4/25
TL312G	2CPX010102R9999	4011617101024	420010		4/32
TL312GB	2CPX010323R9999	4011617103233	421010		4/32
TL312S	2CPX010137R9999	4011617101376	425010		4/33
TL312SB	2CPX010358R9999	4011617103585	426010		4/33
TL404G	2CPX010073R9999	4011617100737	320020		4/24
TL404GB	2CPX010294R9999	4011617102946	321020		4/24
TL404S	2CPX010108R9999	4011617101086	325020		4/25
TL404SB	2CPX010329R9999	4011617103295	326020		4/25
TL405G	2CPX010078R9999	4011617100782	320030		4/24
TL405GB	2CPX010299R9999	4011617102991	321030		4/24
TL405S	2CPX010113R9999	4011617101130	325030		4/25
TL405SB	2CPX010334R9999	4011617103349	326030		4/25
TL406G	2CPX010083R9999	4011617100836	320040		4/24
TL406GB	2CPX010304R9999	4011617103042	321040		4/24
TL406S	2CPX010118R9999	4011617101185	325040		4/25
TL406SB	2CPX010339R9999	4011617103394	326040		4/25
TL407G	2CPX010088R9999	4011617100881	320050		4/24
TL407GB	2CPX010309R9999	4011617103097	321050		4/24
TL407S	2CPX010123R9999	4011617101239	325050		4/25
TL407SB	2CPX010344R9999	4011617103448	326050		4/25
TL408G	2CPX010093R9999	4011617100935	320060		4/24
TL408GB	2CPX010314R9999	4011617103141	321060		4/24
TL408S	2CPX010128R9999	4011617101284	325060		4/25

Index

Type	Ord. No.	EAN Code	Product-code	Price	Page
TL408SB	2CPX010349R9999	4011617103493	326060		4/25
TL409G	2CPX010098R9999	4011617100980	320070		4/24
TL409GB	2CPX010319R9999	4011617103196	321070		4/24
TL409S	2CPX010133R9999	4011617101338	325070		4/25
TL409SB	2CPX010354R9999	4011617103547	326070		4/25
TL412G	2CPX010103R9999	4011617101031	420010		4/32
TL412GB	2CPX010324R9999	4011617103240	421010		4/32
TL412S	2CPX010138R9999	4011617101383	425010		4/33
TL412SB	2CPX010359R9999	4011617103592	426010		4/33
TL504G	2CPX010074R9999	4011617100744	320020		4/24
TL504GB	2CPX010295R9999	4011617102953	321020		4/24
TL504S	2CPX010109R9999	4011617101093	325020		4/25
TL504SB	2CPX010330R9999	4011617103301	326020		4/25
TL505G	2CPX010079R9999	4011617100799	320030		4/24
TL505GB	2CPX010300R9999	4011617103004	321030		4/24
TL505S	2CPX010114R9999	4011617101147	325030		4/25
TL505SB	2CPX010335R9999	4011617103356	326030		4/25
TL506G	2CPX010084R9999	4011617100843	320040		4/24
TL506GB	2CPX010305R9999	4011617103059	321040		4/24
TL506S	2CPX010119R9999	4011617101192	325040		4/25
TL506SB	2CPX010340R9999	4011617103400	326040		4/25
TL507G	2CPX010089R9999	4011617100898	320050		4/24
TL507GB	2CPX010310R9999	4011617103103	321050		4/24
TL507S	2CPX010124R9999	4011617101246	325050		4/25
TL507SB	2CPX010345R9999	4011617103455	326050		4/25
TL508G	2CPX010094R9999	4011617100942	320060		4/24
TL508GB	2CPX010315R9999	4011617103158	321060		4/24
TL508S	2CPX010129R9999	4011617101291	325060		4/25
TL508SB	2CPX010350R9999	4011617103509	326060		4/25
TL509G	2CPX010099R9999	4011617100997	320070		4/24
TL509GB	2CPX010320R9999	4011617103202	321070		4/24
TL509S	2CPX010134R9999	4011617101345	325070		4/25
TL509SB	2CPX010355R9999	4011617103554	326070		4/25
TL512G	2CPX010104R9999	4011617101048	420010		4/32
TL512GB	2CPX010325R9999	4011617103257	421010		4/32
TL512S	2CPX010139R9999	4011617101390	425010		4/33
TL512SB	2CPX010360R9999	4011617103608	426010		4/33
TTS10	2CPX062026R9999	4011617620266	704010		2/10
TTS10	2CPX062026R9999	4011617620266	704010		3/21
TTS10	2CPX062026R9999	4011617620266	704010		3/9
TTS11	2CPX062031R9999	4011617620310	704010		2/10
TTS11	2CPX062031R9999	4011617620310	704010		3/21
TTS11	2CPX062031R9999	4011617620310	704010		3/9
TTS12	2CPX062036R9999	4011617620365	704010		2/10
TTS12	2CPX062036R9999	4011617620365	704010		3/21
TTS12	2CPX062036R9999	4011617620365	704010		3/9
TTS13	2CPX062041R9999	4011617620419	704010		3/21
TTS13	2CPX062041R9999	4011617620419	704010		3/9
TTS14	2CPX062046R9999	4011617620464	704010		3/21
TTS14	2CPX062046R9999	4011617620464	704010		3/9
TTS15	2CPX062051R9999	4011617620518	704010		3/21
TTS15	2CPX062051R9999	4011617620518	704010		3/9
TTS20	2CPX062027R9999	4011617620273	704010		2/10
TTS20	2CPX062027R9999	4011617620273	704010		3/21
TTS20	2CPX062027R9999	4011617620273	704010		3/9
TTS21	2CPX062032R9999	4011617620327	704010		2/10
TTS21	2CPX062032R9999	4011617620327	704010		3/21
TTS21	2CPX062032R9999	4011617620327	704010		3/9
TTS22	2CPX062037R9999	4011617620372	704010		2/10
TTS22	2CPX062037R9999	4011617620372	704010		3/21
TTS22	2CPX062037R9999	4011617620372	704010		3/9
TTS23	2CPX062042R9999	4011617620426	704010		2/10
TTS23	2CPX062042R9999	4011617620426	704010		3/21
TTS23	2CPX062042R9999	4011617620426	704010		3/9
TTS24	2CPX062047R9999	4011617620471	704010		3/21
TTS24	2CPX062047R9999	4011617620471	704010		3/9
TTS25	2CPX062052R9999	4011617620525	704010		3/21
TTS25	2CPX062052R9999	4011617620525	704010		3/9
TTS30	2CPX062028R9999	4011617620280	704010		2/10
TTS30	2CPX062028R9999	4011617620280	704010		3/21

Type	Ord. No.	EAN Code	Product-code	Price	Page
TTS30	2CPX062028R9999	4011617620280	704010		3/9
TTS31	2CPX062033R9999	4011617620334	704010		2/10
TTS31	2CPX062033R9999	4011617620334	704010		3/21
TTS31	2CPX062033R9999	4011617620334	704010		3/9
TTS32	2CPX062038R9999	4011617620389	704010		2/10
TTS32	2CPX062038R9999	4011617620389	704010		3/21
TTS32	2CPX062038R9999	4011617620389	704010		3/9
TTS33	2CPX062043R9999	4011617620433	704010		2/10
TTS33	2CPX062043R9999	4011617620433	704010		3/21
TTS33	2CPX062043R9999	4011617620433	704010		3/9
TTS34	2CPX062048R9999	4011617620488	704010		3/21
TTS34	2CPX062048R9999	4011617620488	704010		3/9
TTS35	2CPX062053R9999	4011617620532	704010		3/21
TTS35	2CPX062053R9999	4011617620532	704010		3/9
TTS40	2CPX062029R9999	4011617620297	704010		3/21
TTS40	2CPX062029R9999	4011617620297	704010		3/9
TTS41	2CPX062034R9999	4011617620341	704010		2/10
TTS41	2CPX062034R9999	4011617620341	704010		3/21
TTS41	2CPX062034R9999	4011617620341	704010		3/9
TTS42	2CPX062039R9999	4011617620396	704010		2/10
TTS42	2CPX062039R9999	4011617620396	704010		3/21
TTS42	2CPX062039R9999	4011617620396	704010		3/9
TTS43	2CPX062044R9999	4011617620440	704010		3/21
TTS43	2CPX062044R9999	4011617620440	704010		3/9
TTS44	2CPX062049R9999	4011617620495	704010		3/21
TTS44	2CPX062049R9999	4011617620495	704010		3/9
TTS45	2CPX062054R9999	4011617620549	704010		3/21
TTS45	2CPX062054R9999	4011617620549	704010		3/9
TTS50	2CPX062030R9999	4011617620303	704010		3/21
TTS50	2CPX062030R9999	4011617620303	704010		3/9
TTS51	2CPX062035R9999	4011617620358	704010		3/21
TTS51	2CPX062035R9999	4011617620358	704010		3/9
TTS52	2CPX062040R9999	4011617620402	704010		3/21
TTS52	2CPX062040R9999	4011617620402	704010		3/9
TTS53	2CPX062045R9999	4011617620457	704010		3/21
TTS53	2CPX062045R9999	4011617620457	704010		3/9
TTS54	2CPX062050R9999	4011617620501	704010		3/21
TTS54	2CPX062050R9999	4011617620501	704010		3/9
TTS55	2CPX062055R9999	4011617620556	704010		3/21
TTS55	2CPX062055R9999	4011617620556	704010		3/9
TTS100	2CPX062021R9999	4011617620211	704010		2/10
TTS100	2CPX062021R9999	4011617620211	704010		3/21
TTS100	2CPX062021R9999	4011617620211	704010		3/9
TTS200	2CPX062022R9999	4011617620228	704010		2/10
TTS200	2CPX062022R9999	4011617620228	704010		3/21
TTS200	2CPX062022R9999	4011617620228	704010		3/9
TTS300	2CPX062023R9999	4011617620235	704010		3/21
TTS300	2CPX062023R9999	4011617620235	704010		3/9
TTS400	2CPX062024R9999	4011617620242	704010		3/9
TTS500	2CPX062025R9999	4011617620259	704010		3/9
TW104G	2CPX010140R9999	4011617101406	340020		4/26
TW104GB	2CPX010361R9999	4011617103615	341020		4/26
TW104S	2CPX010171R9999	4011617101710	345020		4/27
TW104SB	2CPX010397R9999	4011617103974	346020		4/27
TW105G	2CPX010202R9999	4011617102021	340030		4/26
TW105GB	2CPX010366R9999	4011617103660	341030		4/26
TW105S	2CPX010207R9999	4011617102076	345030		4/27
TW105SB	2CPX010402R9999	4011617104025	346030		4/27
TW106G	2CPX010145R9999	4011617101451	340040		4/26
TW106GB	2CPX010371R9999	4011617103714	341040		4/26
TW106S	2CPX010176R9999	4011617101765	345040		4/27
TW106SB	2CPX010407R9999	4011617104070	346040		4/27
TW107G	2CPX010150R9999	4011617101505	340050		4/26
TW107GB	2CPX010376R9999	4011617103769	341050		4/26
TW107S	2CPX010181R9999	4011617101819	345050		4/27
TW107SB	2CPX010412R9999	4011617104124	346050		4/27
TW108G	2CPX010155R9999	4011617101550	340060		4/26
TW108GB	2CPX010381R9999	4011617103813	341060		4/26
TW108S	2CPX010186R9999	4011617101864	345060		4/27
TW108SB	2CPX010417R9999	4011617104179	346060		4/27

Type	Ord. No.	EAN Code	Product-code	Price	Page
TW109G	2CPX010160R9999	4011617101604	340070		4/26
TW109GB	2CPX010386R9999	4011617103868	341070		4/26
TW109S	2CPX010191R9999	4011617101918	345070		4/27
TW109SB	2CPX010422R9999	4011617104223	346070		4/27
TW112G	2CPX010165R9999	4011617101659	440010		4/32
TW112GB	2CPX010391R9999	4011617103912	441010		4/32
TW112S	2CPX010196R9999	4011617101963	445010		4/33
TW112SB	2CPX010427R9999	4011617104278	446010		4/33
TW204G	2CPX010141R9999	4011617101413	340020		4/26
TW204GB	2CPX010362R9999	4011617103622	341020		4/26
TW204S	2CPX010172R9999	4011617101727	345020		4/27
TW204SB	2CPX010398R9999	4011617103981	346020		4/27
TW205G	2CPX010203R9999	4011617102038	340030		4/26
TW205GB	2CPX010367R9999	4011617103677	341030		4/26
TW205S	2CPX010208R9999	4011617102083	345030		4/27
TW205SB	2CPX010403R9999	4011617104032	346030		4/27
TW206G	2CPX010146R9999	4011617101468	340040		4/26
TW206GB	2CPX010372R9999	4011617103721	341040		4/26
TW206S	2CPX010177R9999	4011617101772	345040		4/27
TW206SB	2CPX010408R9999	4011617104087	346040		4/27
TW207G	2CPX010151R9999	4011617101512	340050		4/26
TW207GB	2CPX010377R9999	4011617103776	341050		4/26
TW207S	2CPX010182R9999	4011617101826	345050		4/27
TW207SB	2CPX010413R9999	4011617104131	346050		4/27
TW208G	2CPX010156R9999	4011617101567	340060		4/26
TW208GB	2CPX010382R9999	4011617103820	341060		4/26
TW208S	2CPX010187R9999	4011617101871	345060		4/27
TW208SB	2CPX010418R9999	4011617104186	346060		4/27
TW209G	2CPX010161R9999	4011617101611	340070		4/26
TW209GB	2CPX010387R9999	4011617103875	341070		4/26
TW209S	2CPX010192R9999	4011617101925	345070		4/27
TW209SB	2CPX010423R9999	4011617104230	346070		4/27
TW212G	2CPX010166R9999	4011617101666	440010		4/32
TW212GB	2CPX010392R9999	4011617103929	441010		4/32
TW212S	2CPX010197R9999	4011617101970	445010		4/33
TW212SB	2CPX010428R9999	4011617104285	446010		4/33
TW304G	2CPX010142R9999	4011617101420	340020		4/26
TW304GB	2CPX010363R9999	4011617103639	341020		4/26
TW304S	2CPX010173R9999	4011617101734	345020		4/27
TW304SB	2CPX010399R9999	4011617103998	346020		4/27
TW305G	2CPX010204R9999	4011617102045	340030		4/26
TW305GB	2CPX010368R9999	4011617103684	341030		4/26
TW305S	2CPX010209R9999	4011617102090	345030		4/27
TW305SB	2CPX010404R9999	4011617104049	346030		4/27
TW306G	2CPX010147R9999	4011617101475	340040		4/26
TW306GB	2CPX010373R9999	4011617103738	341040		4/26
TW306S	2CPX010178R9999	4011617101789	345040		4/27
TW306SB	2CPX010409R9999	4011617104094	346040		4/27
TW307G	2CPX010152R9999	4011617101529	340050		4/26
TW307GB	2CPX010378R9999	4011617103783	341050		4/26
TW307S	2CPX010183R9999	4011617101833	345050		4/27
TW307SB	2CPX010414R9999	4011617104148	346050		4/27
TW308G	2CPX010157R9999	4011617101574	340060		4/26
TW308GB	2CPX010383R9999	4011617103837	341060		4/26
TW308S	2CPX010188R9999	4011617101888	345060		4/27
TW308SB	2CPX010419R9999	4011617104193	346060		4/27
TW309G	2CPX010162R9999	4011617101628	340070		4/26
TW309GB	2CPX010388R9999	4011617103882	341070		4/26
TW309S	2CPX010193R9999	4011617101932	345070		4/27
TW309SB	2CPX010424R9999	4011617104247	346070		4/27
TW312G	2CPX010167R9999	4011617101673	440010		4/32
TW312GB	2CPX010393R9999	4011617103936	441010		4/32
TW312S	2CPX010198R9999	4011617101987	445010		4/33
TW312SB	2CPX010429R9999	4011617104292	446010		4/33
TW404G	2CPX010143R9999	4011617101437	340020		4/26
TW404GB	2CPX010364R9999	4011617103646	341020		4/26
TW404S	2CPX010174R9999	4011617101741	345020		4/27
TW404SB	2CPX010400R9999	4011617104001	346020		4/27
TW405G	2CPX010205R9999	4011617102052	340030		4/26
TW405GB	2CPX010369R9999	4011617103691	341030		4/26

Type	Ord. No.	EAN Code	Product-code	Price	Page
TW405S	2CPX010210R9999	4011617102106	345030		4/27
TW405SB	2CPX010405R9999	4011617104056	346030		4/27
TW406G	2CPX010148R9999	4011617101482	340040		4/26
TW406GB	2CPX010374R9999	4011617103745	341040		4/26
TW406S	2CPX010179R9999	4011617101796	345040		4/27
TW406SB	2CPX010410R9999	4011617104100	346040		4/27
TW407G	2CPX010153R9999	4011617101536	340050		4/26
TW407GB	2CPX010379R9999	4011617103790	341050		4/26
TW407S	2CPX010184R9999	4011617101840	345050		4/27
TW407SB	2CPX010415R9999	4011617104155	346050		4/27
TW408G	2CPX010158R9999	4011617101581	340060		4/26
TW408GB	2CPX010384R9999	4011617103844	341060		4/26
TW408S	2CPX010189R9999	4011617101895	345060		4/27
TW408SB	2CPX010420R9999	4011617104209	346060		4/27
TW409G	2CPX010163R9999	4011617101635	340070		4/26
TW409GB	2CPX010389R9999	4011617103899	341070		4/26
TW409S	2CPX010194R9999	4011617101949	345070		4/27
TW409SB	2CPX010425R9999	4011617104254	346070		4/27
TW412G	2CPX010168R9999	4011617101680	440010		4/32
TW412GB	2CPX010394R9999	4011617103943	441010		4/32
TW412S	2CPX010199R9999	4011617101994	445010		4/33
TW412SB	2CPX010430R9999	4011617104308	446010		4/33
TW504G	2CPX010144R9999	4011617101444	340020		4/26
TW504GB	2CPX010365R9999	4011617103653	341020		4/26
TW504S	2CPX010175R9999	4011617101758	345020		4/27
TW504SB	2CPX010401R9999	4011617104018	346020		4/27
TW505G	2CPX010206R9999	4011617102069	340030		4/26
TW505GB	2CPX010370R9999	4011617103707	341030		4/26
TW505S	2CPX010211R9999	4011617102113	345030		4/27
TW505SB	2CPX010406R9999	4011617104063	346030		4/27
TW506G	2CPX010149R9999	4011617101499	340040		4/26
TW506GB	2CPX010375R9999	4011617103752	341040		4/26
TW506S	2CPX010180R9999	4011617101802	345040		4/27
TW506SB	2CPX010411R9999	4011617104117	346040		4/27
TW507G	2CPX010154R9999	4011617101543	340050		4/26
TW507GB	2CPX010380R9999	4011617103806	341050		4/26
TW507S	2CPX010185R9999	4011617101857	345050		4/27
TW507SB	2CPX010416R9999	4011617104162	346050		4/27
TW508G	2CPX010159R9999	4011617101598	340060		4/26
TW508GB	2CPX010385R9999	4011617103851	341060		4/26
TW508S	2CPX010190R9999	4011617101901	345060		4/27
TW508SB	2CPX010421R9999	4011617104216	346060		4/27
TW509G	2CPX010164R9999	4011617101642	340070		4/26
TW509GB	2CPX010390R9999	4011617103905	341070		4/26
TW509S	2CPX010195R9999	4011617101956	345070		4/27
TW509SB	2CPX010426R9999	4011617104261	346070		4/27
TW512G	2CPX010169R9999	4011617101697	440010		4/32
TW512GB	2CPX010395R9999	4011617103950	441010		4/32
TW512S	2CPX010200R9999	4011617102007	445010		4/33
TW512SB	2CPX010431R9999	4011617104315	446010		4/33
TW612G	2CPX010170R9999	4011617101703	440010		4/32
TW612GB	2CPX010396R9999	4011617103967	441010		4/32
TW612S	2CPX010201R9999	4011617102014	445010		4/33
TW612SB	2CPX010432R9999	4011617104322	446010		4/33
TZ101	2CPX010450R9999	4011617104506	704010		4/34
TZ101P10	2CPX010451R9999	4011617104513	704010		4/34
TZ101P100	2CPX010826R9999	4011617108269	704010		4/34
TZ102	2CPX010452R9999	4011617104520	704010		4/34
TZ102P10	2CPX010453R9999	4011617104537	704010		4/34
TZ103	2CPX010454R9999	4011617104544	704010		4/34
TZ103P10	2CPX010455R9999	4011617104551	704010		4/34
TZ104	2CPX010456R9999	4011617104568	704010		4/34
TZ105	2CPX010457R9999	4011617104575	704010		4/34
TZ106	2CPX010458R9999	4011617104582	704010		4/34
TZ106P10	2CPX010459R9999	4011617104599	704010		4/34
TZ107	2CPX010460R9999	4011617104605	704010		4/34
TZ107P10	2CPX010461R9999	4011617104612	704010		4/34
TZ110	2CPX010850R9999	4011617108504	704010		4/34
TZ111	2CPX010851R9999	4011617108511	704010		4/34
TZ112	2CPX010852R9999	4011617108528	704010		4/34

Index

Type	Ord. No.	EAN Code	Product-code	Price	Page
TZ204	2CPX010462R9999	4011617104629	704010		4/37
TZ205	2CPX010463R9999	4011617104636	704010		4/37
TZ206	2CPX010464R9999	4011617104643	704010		4/37
TZ207	2CPX010465R9999	4011617104650	704010		4/37
TZ208	2CPX010466R9999	4011617104667	704010		4/37
TZ209	2CPX010467R9999	4011617104674	704010		4/37
TZ212	2CPX010468R9999	4011617104681	704010		4/37
TZ311	2CPX010469R9999	4011617104698	704010		4/39
TZ311A	2CPX010808R9999	4011617108085	701010		4/39
TZ312	2CPX010470R9999	4011617104704	704010		4/39
TZ312A	2CPX010809R9999	4011617108092	701010		4/39
TZ313	2CPX010471R9999	4011617104711	704010		4/39
TZ313A	2CPX010810R9999	4011617108108	701010		4/39
TZ314	2CPX010472R9999	4011617104728	704010		4/39
TZ314A	2CPX010811R9999	4011617108115	701010		4/39
TZ315	2CPX010785R9999	4011617107859	704010		4/39
TZ315A	2CPX010812R9999	4011617108122	701010		4/39
TZ316	2CPX010786R9999	4011617107866	704010		4/39
TZ316A	2CPX010813R9999	4011617108139	701010		4/39
TZ321	2CPX010473R9999	4011617104735	704010		4/35
TZ322	2CPX010474R9999	4011617104742	704010		4/35
TZ323	2CPX010475R9999	4011617104759	704010		4/35
TZ324	2CPX010476R9999	4011617104766	704010		4/35
TZ325	2CPX010477R9999	4011617104773	704010		4/35
TZ326	2CPX010478R9999	4011617104780	704010		4/35
TZ411	2CPX010479R9999	4011617104797	704010		4/39
TZ411A	2CPX010802R9999	4011617108023	701010		4/39
TZ412	2CPX010480R9999	4011617104803	704010		4/39
TZ412A	2CPX010803R9999	4011617108030	701010		4/39
TZ413	2CPX010481R9999	4011617104810	704010		4/39
TZ413A	2CPX010804R9999	4011617108047	701010		4/39
TZ414	2CPX010482R9999	4011617104827	704010		4/39
TZ414A	2CPX010805R9999	4011617108054	701010		4/39
TZ415	2CPX010483R9999	4011617104834	704010		4/39
TZ415A	2CPX010806R9999	4011617108061	701010		4/39
TZ416	2CPX010484R9999	4011617104841	704010		4/39
TZ416A	2CPX010807R9999	4011617108078	701010		4/39
TZ501	2CPX010485R9999	4011617104858	704010		4/37
TZ502	2CPX010486R9999	4011617104865	704010		4/37
TZ503	2CPX010487R9999	4011617104872	704010		4/36
TZ504	2CPX010488R9999	4011617104889	704010		4/36
TZ505	2CPX010489R9999	4011617104896	704010		4/36
TZ506	2CPX010490R9999	4011617104902	704010		4/36
TZ507	2CPX010491R9999	4011617104919	704010		4/36
TZ508	2CPX010492R9999	4011617104926	704010		4/36
TZ510	2CPX010494R9999	4011617104940	704010		4/36
TZ511	2CPX010495R9999	4011617104957	704010		4/37
TZ601	2CPX010779R9999	4011617107798	704010		4/38
TZ601A	2CPX010787R9999	4011617107873	704010		4/38
TZ601P10	2CPX010814R9999	4011617108146	704010		4/38
TZ601P100	2CPX010815R9999	4011617108153	704010		4/38
TZ602	2CPX010780R9999	4011617107804	704010		4/38
TZ602A	2CPX010788R9999	4011617107880	704010		4/38
TZ602P10	2CPX010816R9999	4011617108160	704010		4/38
TZ602P100	2CPX010817R9999	4011617108177	704010		4/38
TZ603	2CPX010781R9999	4011617107811	704010		4/38
TZ603A	2CPX010789R9999	4011617107897	704010		4/38
TZ603P10	2CPX010818R9999	4011617108184	704010		4/38
TZ603P100	2CPX010819R9999	4011617108191	704010		4/38
TZ604	2CPX010782R9999	4011617107828	704010		4/38
TZ604A	2CPX010790R9999	4011617107903	704010		4/38
TZ604P10	2CPX010820R9999	4011617108207	704010		4/38
TZ604P100	2CPX010821R9999	4011617108214	704010		4/38
TZ605	2CPX010783R9999	4011617107835	704010		4/38
TZ605A	2CPX010791R9999	4011617107910	704010		4/38
TZ605P10	2CPX010822R9999	4011617108221	704010		4/38
TZ605P100	2CPX010823R9999	4011617108238	704010		4/38
TZ606	2CPX010784R9999	4011617107842	704010		4/38
TZ606A	2CPX010792R9999	4011617107927	704010		4/38
TZ606P10	2CPX010824R9999	4011617108245	704010		4/38

Type	Ord. No.	EAN Code	Product-code	Price	Page
TZ606P100	2CPX010825R9999	4011617108252	704010		4/38
TZ607	2CPX010502R9999	4011617105022	704010		4/39
TZ608	2CPX010503R9999	4011617105039	704010		4/39
TZ609	2CPX010504R9999	4011617105046	704010		4/39
TZ610	2CPX010505R9999	4011617105053	704010		4/41
TZ610A	2CPX010795R9999	4011617107958	701010		4/41
TZ612	2CPX010507R9999	4011617105077	704010		4/41
TZ612A	2CPX010796R9999	4011617107965	701010		4/41
TZ613	2CPX010508R9999	4011617105084	704010		4/41
TZ613A	2CPX010797R9999	4011617107972	701010		4/41
TZ614	2CPX010509R9999	4011617105091	704010		4/41
TZ614A	2CPX010798R9999	4011617107989	701010		4/41
TZ615P4	2CPX010510R9999	4011617105107	704010		4/39
TZ616	2CPX010511R9999	4011617105114	704010		4/41
TZ616A	2CPX010799R9999	4011617107996	701010		4/41
TZ617P10	2CPX010512R9999	4011617105121	704010		4/40
TZ618	2CPX010673R9999	4011617106739	704010		4/41
TZ618A	2CPX010800R9999	4011617108009	701010		4/41
TZ619	2CPX010674R9999	4011617106746	704010		4/41
TZ619A	2CPX010801R9999	4011617108016	701010		4/41
TZ620	2CPX010793R9999	4011617107934	701010		4/41
TZ621	2CPX010794R9999	4011617107941	701010		4/41
TZ622	2CPX010448R9999	4011617104483	314030		4/41
TZ623	2CPX010449R9999	4011617104490	314030		4/41
TZ626	2CPX010778R9999	4011617107781	704010		4/39
TZ627P2	2CPX010853R9999	4011617108535	701010		4/35
TZ628P10	2CPX010854R9999	4011617108542	701010		4/40
TZB104	2CPX010528R9999	4011617105282	704050		4/42
TZB105	2CPX010529R9999	4011617105299	704050		4/42
TZB106	2CPX010530R9999	4011617105305	704050		4/42
TZB107	2CPX010531R9999	4011617105312	704050		4/42
TZB108	2CPX010532R9999	4011617105329	704050		4/42
TZB109	2CPX010533R9999	4011617105336	704050		4/42
TZB112	2CPX010534R9999	4011617105343	704050		4/42
TZB204	2CPX010535R9999	4011617105350	704050		4/42
TZB204L	2CPX010549R9999	4011617105497	704050		4/42
TZB204R	2CPX010550R9999	4011617105503	704050		4/42
TZB205	2CPX010536R9999	4011617105367	704050		4/42
TZB205L	2CPX010551R9999	4011617105510	704050		4/42
TZB205R	2CPX010552R9999	4011617105527	704050		4/42
TZB206	2CPX010537R9999	4011617105374	704050		4/42
TZB206L	2CPX010553R9999	4011617105534	704050		4/42
TZB206R	2CPX010554R9999	4011617105541	704050		4/42
TZB207	2CPX010538R9999	4011617105381	704050		4/42
TZB207L	2CPX010555R9999	4011617105558	704050		4/42
TZB207R	2CPX010556R9999	4011617105565	704050		4/42
TZB208	2CPX010539R9999	4011617105398	704050		4/42
TZB208L	2CPX010557R9999	4011617105572	704050		4/42
TZB208R	2CPX010558R9999	4011617105589	704050		4/42
TZB209	2CPX010540R9999	4011617105404	704050		4/42
TZB209L	2CPX010559R9999	4011617105596	704050		4/42
TZB209R	2CPX010560R9999	4011617105602	704050		4/42
TZB212	2CPX010541R9999	4011617105411	704050		4/42
TZB212L	2CPX010561R9999	4011617105619	704050		4/42
TZB212R	2CPX010562R9999	4011617105626	704050		4/42
TZB304	2CPX010542R9999	4011617105428	704050		4/42
TZB304L	2CPX010563R9999	4011617105633	704050		4/42
TZB305	2CPX010543R9999	4011617105435	704050		4/42
TZB305L	2CPX010564R9999	4011617105640	704050		4/42
TZB306	2CPX010544R9999	4011617105442	704050		4/42
TZB306L	2CPX010565R9999	4011617105657	704050		4/42
TZB307	2CPX010545R9999	4011617105459	704050		4/42
TZB307L	2CPX010566R9999	4011617105664	704050		4/42
TZB308	2CPX010546R9999	4011617105466	704050		4/42
TZB308L	2CPX010567R9999	4011617105671	704050		4/42
TZB309	2CPX010547R9999	4011617105473	704050		4/42
TZB309L	2CPX010568R9999	4011617105688	704050		4/42
TZB312	2CPX010548R9999	4011617105480	704050		4/42
TZB312L	2CPX010569R9999	4011617105695	704050		4/42
TZB312R	2CPX010570R9999	4011617105701	704050		4/42

Type	Ord. No.	EAN Code	Product-code	Price	Page
TZG105	2CPX010571R9999	4011617105718	704030		4/35
TZG110	2CPX010572R9999	4011617105725	704030		4/35
TZG205	2CPX010573R9999	4011617105732	704030		4/35
TZG210	2CPX010574R9999	4011617105749	704030		4/35
TZG305	2CPX010575R9999	4011617105756	704030		4/35
TZG310	2CPX010576R9999	4011617105763	704030		4/35
TZG405	2CPX010577R9999	4011617105770	704030		4/35
TZG410	2CPX010578R9999	4011617105787	704030		4/35
TZG505	2CPX010579R9999	4011617105794	704030		4/35
TZG510	2CPX010580R9999	4011617105800	704030		4/35
TZL105	2CPX010581R9999	4011617105817	704030		4/35
TZL110	2CPX010582R9999	4011617105824	704030		4/35
TZL205	2CPX010583R9999	4011617105831	704030		4/35
TZL210	2CPX010584R9999	4011617105848	704030		4/35
TZL305	2CPX010585R9999	4011617105855	704030		4/35
TZL310	2CPX010586R9999	4011617105862	704030		4/35
TZL405	2CPX010587R9999	4011617105879	704030		4/35
TZL410	2CPX010588R9999	4011617105886	704030		4/35
TZL505	2CPX010589R9999	4011617105893	704030		4/35
TZL510	2CPX010590R9999	4011617105909	704030		4/35
TZM104	2CPX010591R9999	4011617105916	704020		4/45
TZM104A	2CPX010744R9999	4011617107446	704020		4/45
TZM105	2CPX010592R9999	4011617105923	704020		4/45
TZM105A	2CPX010745R9999	4011617107453	704020		4/45
TZM106	2CPX010593R9999	4011617105930	704020		4/45
TZM106A	2CPX010746R9999	4011617107460	704020		4/45
TZM107	2CPX010594R9999	4011617105947	704020		4/45
TZM107A	2CPX010747R9999	4011617107477	704020		4/45
TZM108	2CPX010595R9999	4011617105954	704020		4/45
TZM108A	2CPX010748R9999	4011617107484	704020		4/45
TZM109	2CPX010596R9999	4011617105961	704020		4/45
TZM109A	2CPX010749R9999	4011617107491	704020		4/45
TZM204	2CPX010598R9999	4011617105985	704020		4/45
TZM204A	2CPX010750R9999	4011617107507	704020		4/45
TZM205	2CPX010599R9999	4011617105992	704020		4/45
TZM205A	2CPX010751R9999	4011617107514	704020		4/45
TZM206	2CPX010600R9999	4011617106005	704020		4/45
TZM206A	2CPX010752R9999	4011617107521	704020		4/45
TZM207	2CPX010601R9999	4011617106012	704020		4/45
TZM207A	2CPX010753R9999	4011617107538	704020		4/45
TZM208	2CPX010602R9999	4011617106029	704020		4/45
TZM208A	2CPX010754R9999	4011617107545	704020		4/45
TZM209	2CPX010603R9999	4011617106036	704020		4/45
TZM209A	2CPX010755R9999	4011617107552	704020		4/45
TZM304	2CPX010605R9999	4011617106050	704020		4/45
TZM304A	2CPX010756R9999	4011617107569	704020		4/45
TZM305	2CPX010606R9999	4011617106067	704020		4/45
TZM305A	2CPX010757R9999	4011617107576	704020		4/45
TZM306	2CPX010607R9999	4011617106074	704020		4/45
TZM306A	2CPX010758R9999	4011617107583	704020		4/45
TZM307	2CPX010608R9999	4011617106081	704020		4/45
TZM307A	2CPX010759R9999	4011617107590	704020		4/45
TZM308	2CPX010609R9999	4011617106098	704020		4/45
TZM308A	2CPX010760R9999	4011617107606	704020		4/45
TZM309	2CPX010610R9999	4011617106104	704020		4/45
TZM309A	2CPX010761R9999	4011617107613	704020		4/45
TZM404	2CPX010612R9999	4011617106128	704020		4/45
TZM404A	2CPX010762R9999	4011617107620	704020		4/45
TZM405	2CPX010613R9999	4011617106135	704020		4/45
TZM405A	2CPX010763R9999	4011617107637	704020		4/45
TZM406	2CPX010614R9999	4011617106142	704020		4/45
TZM406A	2CPX010764R9999	4011617107644	704020		4/45
TZM407	2CPX010615R9999	4011617106159	704020		4/45
TZM407A	2CPX010765R9999	4011617107651	704020		4/45
TZM408	2CPX010616R9999	4011617106166	704020		4/45
TZM408A	2CPX010766R9999	4011617107668	704020		4/45
TZM409	2CPX010617R9999	4011617106173	704020		4/45
TZM409A	2CPX010767R9999	4011617107675	704020		4/45
TZM504	2CPX010619R9999	4011617106197	704020		4/45
TZM504A	2CPX010768R9999	4011617107682	704020		4/45

Type	Ord. No.	EAN Code	Product-code	Price	Page
TZM505	2CPX010620R9999	4011617106203	704020		4/45
TZM505A	2CPX010769R9999	4011617107699	704020		4/45
TZM506	2CPX010621R9999	4011617106210	704020		4/45
TZM506A	2CPX010770R9999	4011617107705	704020		4/45
TZM507	2CPX010622R9999	4011617106227	704020		4/45
TZM507A	2CPX010771R9999	4011617107712	704020		4/45
TZM508	2CPX010623R9999	4011617106234	704020		4/45
TZM508A	2CPX010772R9999	4011617107729	704020		4/45
TZM509	2CPX010624R9999	4011617106241	704020		4/45
TZM509A	2CPX010773R9999	4011617107736	704020		4/45
TZP104	2CPX010625R9999	4011617106258	704010		4/44
TZP104A	2CPX010708R9999	4011617107088	704010		4/44
TZP105	2CPX010626R9999	4011617106265	704010		4/44
TZP105A	2CPX010709R9999	4011617107095	704010		4/44
TZP106	2CPX010627R9999	4011617106272	704010		4/44
TZP106A	2CPX010710R9999	4011617107101	704010		4/44
TZP107	2CPX010628R9999	4011617106289	704010		4/44
TZP107A	2CPX010711R9999	4011617107118	704010		4/44
TZP108	2CPX010629R9999	4011617106296	704010		4/44
TZP108A	2CPX010712R9999	4011617107125	704010		4/44
TZP109	2CPX010630R9999	4011617106302	704010		4/44
TZP109A	2CPX010713R9999	4011617107132	704010		4/44
TZP112	2CPX010631R9999	4011617106319	704010		4/44
TZP112A	2CPX010714R9999	4011617107149	704010		4/44
TZP204	2CPX010632R9999	4011617106326	704010		4/44
TZP204A	2CPX010715R9999	4011617107156	704010		4/44
TZP205	2CPX010633R9999	4011617106333	704010		4/44
TZP205A	2CPX010716R9999	4011617107163	704010		4/44
TZP206	2CPX010634R9999	4011617106340	704010		4/44
TZP206A	2CPX010717R9999	4011617107170	704010		4/44
TZP207	2CPX010635R9999	4011617106357	704010		4/44
TZP207A	2CPX010718R9999	4011617107187	704010		4/44
TZP208	2CPX010636R9999	4011617106364	704010		4/44
TZP208A	2CPX010719R9999	4011617107194	704010		4/44
TZP209	2CPX010637R9999	4011617106371	704010		4/44
TZP209A	2CPX010720R9999	4011617107200	704010		4/44
TZP212	2CPX010638R9999	4011617106388	704010		4/44
TZP212A	2CPX010721R9999	4011617107217	704010		4/44
TZP304	2CPX010639R9999	4011617106395	704010		4/44
TZP304A	2CPX010722R9999	4011617107224	704010		4/44
TZP305	2CPX010640R9999	4011617106401	704010		4/44
TZP305A	2CPX010723R9999	4011617107231	704010		4/44
TZP306	2CPX010641R9999	4011617106418	704010		4/44
TZP306A	2CPX010724R9999	4011617107248	704010		4/44
TZP307	2CPX010642R9999	4011617106425	704010		4/44
TZP307A	2CPX010725R9999	4011617107255	704010		4/44
TZP308	2CPX010643R9999	4011617106432	704010		4/44
TZP308A	2CPX010726R9999	4011617107262	704010		4/44
TZP309	2CPX010644R9999	4011617106449	704010		4/44
TZP309A	2CPX010727R9999	4011617107279	704010		4/44
TZP312	2CPX010645R9999	4011617106456	704010		4/44
TZP312A	2CPX010728R9999	4011617107286	704010		4/44
TZP404	2CPX010646R9999	4011617106463	704010		4/44
TZP404A	2CPX010729R9999	4011617107293	704010		4/44
TZP405	2CPX010647R9999	4011617106470	704010		4/44
TZP405A	2CPX010730R9999	4011617107309	704010		4/44
TZP406	2CPX010648R9999	4011617106487	704010		4/44
TZP406A	2CPX010731R9999	4011617107316	704010		4/44
TZP407	2CPX010649R9999	4011617106494	704010		4/44
TZP407A	2CPX010732R9999	4011617107323	704010		4/44
TZP408	2CPX010650R9999	4011617106500	704010		4/44
TZP408A	2CPX010733R9999	4011617107330	704010		4/44
TZP409	2CPX010651R9999	4011617106517	704010		4/44
TZP409A	2CPX010734R9999	4011617107347	704010		4/44
TZP412	2CPX010652R9999	4011617106524	704010		4/44
TZP412A	2CPX010735R9999	4011617107354	704010		4/44
TZP504	2CPX010653R9999	4011617106531	704010		4/44
TZP504A	2CPX010736R9999	4011617107361	704010		4/44
TZP505	2CPX010654R9999	4011617106548	704010		4/44
TZP505A	2CPX010737R9999	4011617107378	704010		4/44

Index

Type	Ord. No.	EAN Code	Product-code	Price	Page
TZP506	2CPX010655R9999	4011617106555	704010		4/44
TZP506A	2CPX010738R9999	4011617107385	704010		4/44
TZP507	2CPX010656R9999	4011617106562	704010		4/44
TZP507A	2CPX010739R9999	4011617107392	704010		4/44
TZP508	2CPX010657R9999	4011617106579	704010		4/44
TZP508A	2CPX010740R9999	4011617107408	704010		4/44
TZP509	2CPX010658R9999	4011617106586	704010		4/44
TZP509A	2CPX010741R9999	4011617107415	704010		4/44
TZP512	2CPX010659R9999	4011617106593	704010		4/44
TZP512A	2CPX010742R9999	4011617107422	704010		4/44
TZP612	2CPX010660R9999	4011617106609	704010		4/44
TZP612A	2CPX010743R9999	4011617107439	704010		4/44
TZT204	2CPX010860R9999	4011617108603	704050		4/43
TZT204L	2CPX010874R9999	4011617108740	704050		4/43
TZT204R	2CPX010875R9999	4011617108757	704050		4/43
TZT205	2CPX010861R9999	4011617108610	704050		4/43
TZT205L	2CPX010876R9999	4011617108764	704050		4/43
TZT205R	2CPX010877R9999	4011617108771	704050		4/43
TZT206	2CPX010862R9999	4011617108627	704050		4/43
TZT206L	2CPX010878R9999	4011617108788	704050		4/43
TZT206R	2CPX010879R9999	4011617108795	704050		4/43
TZT207	2CPX010863R9999	4011617108634	704050		4/43
TZT207L	2CPX010880R9999	4011617108801	704050		4/43
TZT207R	2CPX010881R9999	4011617108818	704050		4/43
TZT208	2CPX010864R9999	4011617108641	704050		4/43
TZT208L	2CPX010882R9999	4011617108825	704050		4/43
TZT208R	2CPX010883R9999	4011617108832	704050		4/43
TZT209	2CPX010865R9999	4011617108658	704050		4/43
TZT209L	2CPX010884R9999	4011617108849	704050		4/43
TZT209R	2CPX010885R9999	4011617108856	704050		4/43
TZT212	2CPX010866R9999	4011617108665	704050		4/43
TZT212L	2CPX010886R9999	4011617108863	704050		4/43
TZT212R	2CPX010887R9999	4011617108870	704050		4/43
TZT304	2CPX010867R9999	4011617108672	704050		4/43
TZT304L	2CPX010888R9999	4011617108887	704050		4/43
TZT305	2CPX010868R9999	4011617108689	704050		4/43
TZT305L	2CPX010889R9999	4011617108894	704050		4/43
TZT306	2CPX010869R9999	4011617108696	704050		4/43
TZT306L	2CPX010890R9999	4011617108900	704050		4/43
TZT307	2CPX010870R9999	4011617108702	704050		4/43
TZT307L	2CPX010891R9999	4011617108917	704050		4/43
TZT308	2CPX010871R9999	4011617108719	704050		4/43
TZT308L	2CPX010892R9999	4011617108924	704050		4/43
TZT309	2CPX010872R9999	4011617108726	704050		4/43
TZT309L	2CPX010893R9999	4011617108931	704050		4/43
TZT312	2CPX010873R9999	4011617108733	704050		4/43
TZT312L	2CPX010894R9999	4011617108948	704050		4/43
TZT312R	2CPX010895R9999	4011617108955	704050		4/43
TZW105	2CPX010661R9999	4011617106616	704030		4/35
TZW110	2CPX010662R9999	4011617106623	704030		4/35
TZW205	2CPX010663R9999	4011617106630	704030		4/35
TZW210	2CPX010664R9999	4011617106647	704030		4/35
TZW305	2CPX010665R9999	4011617106654	704030		4/35
TZW310	2CPX010666R9999	4011617106661	704030		4/35
TZW405	2CPX010667R9999	4011617106678	704030		4/35
TZW410	2CPX010668R9999	4011617106685	704030		4/35
TZW505	2CPX010669R9999	4011617106692	704030		4/35
TZW510	2CPX010670R9999	4011617106708	704030		4/35
TZW605	2CPX010671R9999	4011617106715	704030		4/35
TZW610	2CPX010672R9999	4011617106722	704030		4/35
U32	2CPX030100R9999	4011617301004	201020		2/12
U32R2	2CPX071707R9999	4011617717072	201010		2/12
U32TE	2CPX071591R9999	4011617715917	201020		2/14
U32TR2	2CPX071721R9999	4011617717218	201010		2/14
U41	2CPX030101R9999	4011617301011	201031		2/12
U41R3	2CPX071708R9999	4011617717089	201020		2/12
U41TE	2CPX071592R9999	4011617715924	201030		2/14
U41TR3	2CPX071722R9999	4011617717225	201020		2/14
U42	2CPX030102R9999	4011617301028	201031		2/12
U42/2	2CPX030118R9999	4011617301189	201031		2/12

Type	Ord. No.	EAN Code	Product-code	Price	Page
U42D	2CPX038152R9999	4011617381525	201030		2/15
U42FPT	2CPX038151R9999	4011617381518	201030		2/15
U42M	2CPX030146R9999	4011617301462	201030		2/13
U42R3	2CPX071709R9999	4011617717096	201020		2/12
U42TE	2CPX071593R9999	4011617715931	201030		2/14
U42TR3	2CPX071723R9999	4011617717232	201020		2/14
U43	2CPX030103R9999	4011617301035	201030		2/12
U43R3	2CPX071710R9999	4011617717102	201020		2/12
U43TR3	2CPX071724R9999	4011617717249	201020		2/14
U51	2CPX030104R9999	4011617301042	201041		2/12
U51R4	2CPX071711R9999	4011617717119	201030		2/12
U51TE	2CPX071594R9999	4011617715948	201040		2/14
U51TR4	2CPX071725R9999	4011617717256	201030		2/14
U52	2CPX030105R9999	4011617301059	201041		2/12
U52/2	2CPX030119R9999	4011617301196	201041		2/12
U52K	2CPX030106R9999	4011617301066	201040		2/13
U52R4	2CPX071712R9999	4011617717126	201030		2/12
U52TE	2CPX071595R9999	4011617715955	201040		2/14
U52TR4	2CPX071726R9999	4011617717263	201030		2/14
U53	2CPX030107R9999	4011617301073	201040		2/12
U53K	2CPX030108R9999	4011617301080	201040		2/13
U53M	2CPX030147R9999	4011617301479	201040		2/13
U53R4	2CPX071713R9999	4011617717133	201030		2/12
U53TR4	2CPX071727R9999	4011617717270	201030		2/14
U54E	2CPX071784R9999	4011617717843	201040		2/12
U54K	2CPX030109R9999	4011617301097	201040		2/13
U54R4	2CPX071714R9999	4011617717140	201030		2/12
U54TR4	2CPX071728R9999	4011617717287	201030		2/14
U61	2CPX030110R9999	4011617301103	201050		2/12
U61R5	2CPX071715R9999	4011617717157	201040		2/12
U61TE	2CPX071596R9999	4011617715962	201050		2/14
U61TR5	2CPX071729R9999	4011617717294	201040		2/14
U62	2CPX030111R9999	4011617301110	201050		2/12
U62K	2CPX030112R9999	4011617301127	201050		2/13
U62R5	2CPX071716R9999	4011617717164	201040		2/12
U62TE	2CPX071597R9999	4011617715979	201050		2/14
U62TR5	2CPX071730R9999	4011617717300	201040		2/14
U63E	2CPX071787R9999	4011617717874	201050		2/12
U63K	2CPX030113R9999	4011617301134	201050		2/13
U63R5	2CPX071717R9999	4011617717171	201040		2/12
U63TR5	2CPX071731R9999	4011617717317	201040		2/14
U64K	2CPX030117R9999	4011617301172	201050		2/13
U72	2CPX030114R9999	4011617301141	201060		2/12
U72K	2CPX030115R9999	4011617301158	201060		2/13
U72R6	2CPX071718R9999	4011617717188	201050		2/12
U72TR6	2CPX071733R9999	4011617717331	201050		2/14
U73K	2CPX030116R9999	4011617301165	201060		2/13
U73R6	2CPX071719R9999	4011617717195	201050		2/12
U73TR6	2CPX071734R9999	4011617717348	201050		2/14
UAI08	2CPX031208R9999	4011617312086	101010		1/42
UK512BN2	2CPX031285R9999	4011617312857	101010		1/15
UK512N2	2CPX031281R9999	4011617312819	101011		1/14
UK524BN3	2CPX031286R9999	4011617312864	101020		1/15
UK524N3	2CPX031282R9999	4011617312826	101021		1/14
UK530MV	2CPX030839R9999	4011617308393	101030		1/20
UK536BN3	2CPX031287R9999	4011617312871	101030		1/15
UK536N3	2CPX031283R9999	4011617312833	101031		1/14
UK540MV	2CPX030840R9999	4011617308409	101040		1/20
UK548BN3	2CPX031288R9999	4011617312888	101040		1/15
UK548N3	2CPX031284R9999	4011617312840	101041		1/14
UL32	2CPX030755R9999	4011617307556	205020		2/16
UL41	2CPX030756R9999	4011617307563	205030		2/16
UL42	2CPX030757R9999	4011617307570	205030		2/16
UL43	2CPX030758R9999	4011617307587	205030		2/16
UL51	2CPX030759R9999	4011617307594	205030		2/16
UL52	2CPX030760R9999	4011617307600	205040		2/16
UL53	2CPX030761R9999	4011617307617	205040		2/16
UL54	2CPX030762R9999	4011617307624	205040		2/16
UL61	2CPX030763R9999	4011617307631	205050		2/16
UL62	2CPX030764R9999	4011617307648	205050		2/16

Index

Type	Ord. No.	EAN Code	Product-code	Price	Page
UL63	2CPX030765R9999	4011617307655	205050		2/16
UL64	2CPX030766R9999	4011617307662	205050		2/16
UL72	2CPX030767R9999	4011617307679	205060		2/16
UL73	2CPX030768R9999	4011617307686	205060		2/16
UZ1	2CPX030870R9999	4011617308706	703010		1/25
UZ1	2CPX030870R9999	4011617308706	703010		1/38
UZ2	2CPX030885R9999	4011617308850	703010		1/25
UZ2	2CPX030885R9999	4011617308850	703010		1/38
UZ3	2CPX030882R9999	4011617308829	703010		1/25
UZ4P2	2CPX062447R9999	4011617624479	703010		1/24
UZ5	2CPX030871R9999	4011617308713	703010		1/25
UZ7	2CPX030917R9999	4011617309178	703010		1/24
UZ51	2CPX030878R9999	4011617308782	703010		1/25
UZ52	2CPX030879R9999	4011617308799	703010		1/25
UZ53	2CPX030880R9999	4011617308805	703010		1/25
UZ54	2CPX030881R9999	4011617308812	703010		1/25
UZ84	2CPX030877R9999	4011617308775	703010		1/25
UZ85	2CPX030883R9999	4011617308836	703010		1/38
UZ90P4	2CPX062563R9999	4011617625636	703010		1/24
UZ510A	2CPX030845R9999	4011617308454	703010		1/24
UZ510G	2CPX030841R9999	4011617308416	703010		1/24
UZ510M	2CPX030872R9999	4011617308720	703010		1/25
UZ520A	2CPX030846R9999	4011617308461	703010		1/24
UZ520G	2CPX030842R9999	4011617308423	703010		1/24
UZ520M	2CPX030873R9999	4011617308737	703010		1/25
UZ530A	2CPX030847R9999	4011617308478	703010		1/24
UZ530G	2CPX030843R9999	4011617308430	703010		1/24
UZ530L	2CPX030992R9999	4011617309925	703010		1/25
UZ530M	2CPX030874R9999	4011617308744	703010		1/25
UZ540A	2CPX030848R9999	4011617308485	703010		1/24
UZ540G	2CPX030844R9999	4011617308447	703010		1/24
UZ540L	2CPX030993R9999	4011617309932	703010		1/25
UZ540M	2CPX030875R9999	4011617308751	703010		1/25
UZM510	2CPX030805R9999	4011617308058	703010		1/24
UZM520	2CPX030806R9999	4011617308065	703010		1/24
UZM530	2CPX030807R9999	4011617308072	703010		1/24
UZM530MV	2CPX030985R9999	4011617309857	101030		1/20
UZM540	2CPX030808R9999	4011617308089	703010		1/24
UZM540MV	2CPX030986R9999	4011617309864	101040		1/20
VS659	2CPX039932R9999	4011617399322	706020		7/55
WNF1	2CPX045961R9999	4011617459613	713010		5/31
WNF2	2CPX045962R9999	4011617459620	713010		5/31
WNF3	2CPX045963R9999	4011617459637	713010		5/31
WNF4	2CPX045964R9999	4011617459644	713010		5/31
WR18	2CPX034801R9999	4011617348016	704010		5/31
WR28	2CPX034802R9999	4011617348023	704010		5/31
WR38	2CPX034803R9999	4011617348030	704010		5/31
WR48	2CPX034804R9999	4011617348047	704010		5/31
WR110	2CPX045234R9999	4011617452348	705010		5/31
WR181	2CPX042858R9999	4011617428589	704010		7/80
WR210	2CPX045235R9999	4011617452355	705010		5/31
WR281	2CPX042859R9999	4011617428596	704010		7/80
WR310	2CPX045236R9999	4011617452362	705010		5/31
WR381	2CPX042860R9999	4011617428602	704010		7/80
WR410	2CPX045237R9999	4011617452379	705010		5/31
WR481	2CPX042861R9999	4011617428619	704010		7/80
WR1101	2CPX042862R9999	4011617428626	704010		7/80
WR2101	2CPX042863R9999	4011617428633	704010		7/80
WR3101	2CPX042864R9999	4011617428640	704010		7/80
WR4101	2CPX042865R9999	4011617428657	704010		7/80
WRM181	2CPX042849R9999	4011617428497	704010		7/80
WRM281	2CPX042850R9999	4011617428503	704010		7/80
WRM381	2CPX042851R9999	4011617428510	704010		7/80
WRM481	2CPX042852R9999	4011617428527	704010		7/80
WRM1101	2CPX042853R9999	4011617428534	704010		7/80
WRM2101	2CPX042854R9999	4011617428541	704010		7/80
WRM3101	2CPX042855R9999	4011617428558	704010		7/80
WRM4101	2CPX042856R9999	4011617428565	704010		7/80
XAB10	2CPX044229R9999	4011617442295	701010		9/11
XAB10	2CPX044229R9999	4011617442295	701010		9/16

Type	Ord. No.	EAN Code	Product-code	Price	Page
XAB10P10	2CPX062100R9999	4011617621003	701010		9/11
XAB10P10	2CPX062100R9999	4011617621003	701010		9/16
XZ301	2CPX060601R9999	4011617606017	704010		5/40
XZ302	2CPX060602R9999	4011617606024	704010		5/40
XZ303	2CPX060603R9999	4011617606031	704010		5/40
XZ310	2CPX060610R9999	4011617606109	704010		5/40
ZA1P5	2CPX062384R9999	4011617623847	701010		2/24
ZA1P5	2CPX062384R9999	4011617623847	701010		7/134
ZA1P5	2CPX062384R9999	4011617623847	701010		7/86
ZA1P50	2CPX062378R9999	4011617623786	701010		2/24
ZA1P50	2CPX062378R9999	4011617623786	701010		7/134
ZA1P50	2CPX062378R9999	4011617623786	701010		7/86
ZA2	2CPX038231R9999	4011617382317	701010		7/134
ZA2	2CPX038231R9999	4011617382317	701010		7/86
ZA2P20	2CPX062379R9999	4011617623793	701010		7/134
ZA2P20	2CPX062379R9999	4011617623793	701010		7/86
ZA3P5	2CPX062385R9999	4011617623854	701010		1/25
ZA3P5	2CPX062385R9999	4011617623854	701010		1/30
ZA3P5	2CPX062385R9999	4011617623854	701010		1/38
ZA4P10	2CPX062374R9999	4011617623748	701010		7/123
ZA4P10	2CPX062374R9999	4011617623748	701010		7/26
ZA4P10	2CPX062374R9999	4011617623748	701010		7/29
ZA5	2CPX038228R9999	4011617382287	701010		2/24
ZA5	2CPX038228R9999	4011617382287	701010		3/19
ZA5	2CPX038228R9999	4011617382287	701010		3/28
ZA5	2CPX038228R9999	4011617382287	701010		3/7
ZA5	2CPX038228R9999	4011617382287	701010		4/40
ZA5	2CPX038228R9999	4011617382287	701010		5/29
ZA5P10	2CPX062382R9999	4011617623823	701010		2/24
ZA5P10	2CPX062382R9999	4011617623823	701010		3/19
ZA5P10	2CPX062382R9999	4011617623823	701010		3/28
ZA5P10	2CPX062382R9999	4011617623823	701010		3/7
ZA5P10	2CPX062382R9999	4011617623823	701010		4/40
ZA5P10	2CPX062382R9999	4011617623823	701010		5/29
ZA6	2CPX038227R9999	4011617382270	701010		2/24
ZA6	2CPX038227R9999	4011617382270	701010		3/19
ZA6	2CPX038227R9999	4011617382270	701010		3/28
ZA6	2CPX038227R9999	4011617382270	701010		3/7
ZA6	2CPX038227R9999	4011617382270	701010		4/40
ZA6	2CPX038227R9999	4011617382270	701010		5/29
ZA6P10	2CPX062380R9999	4011617623809	701010		2/24
ZA6P10	2CPX062380R9999	4011617623809	701010		3/19
ZA6P10	2CPX062380R9999	4011617623809	701010		3/28
ZA6P10	2CPX062380R9999	4011617623809	701010		3/7
ZA6P10	2CPX062380R9999	4011617623809	701010		4/40
ZA6P10	2CPX062380R9999	4011617623809	701010		5/29
ZA7	2CPX060004R9999	4011617600046	701010		7/135
ZA7	2CPX060004R9999	4011617600046	701010		7/87
ZA7P5	2CPX062597R9999	4011617625971	701010		7/135
ZA7P5	2CPX062597R9999	4011617625971	701010		7/87
ZA8	2CPX060200R9999	4011617602002	701010		7/135
ZA8	2CPX060200R9999	4011617602002	701010		7/87
ZA8P5	2CPX062598R9999	4011617625988	701010		7/135
ZA8P5	2CPX062598R9999	4011617625988	701010		7/87
ZA9	2CPX060201R9999	4011617602019	701010		7/135
ZA9	2CPX060201R9999	4011617602019	701010		7/87
ZA9P5	2CPX062599R9999	4011617625995	701010		7/135
ZA9P5	2CPX062599R9999	4011617625995	701010		7/87
ZA10	2CPX038241R9999	4011617382416	701010		7/135
ZA10	2CPX038241R9999	4011617382416	701010		7/87
ZA10P10	2CPX062706R9999	4011617627067	701010		7/135
ZA10P10	2CPX062706R9999	4011617627067	701010		7/87
ZA11	2CPX038230R9999	4011617382300	701010		7/135
ZA11	2CPX038230R9999	4011617382300	701010		7/87
ZA11P10	2CPX062707R9999	4011617627074	701010		7/135
ZA11P10	2CPX062707R9999	4011617627074	701010		7/87
ZA12	2CPX038242R9999	4011617382423	701010		7/135
ZA12	2CPX038242R9999	4011617382423	701010		7/87
ZA12P10	2CPX062708R9999	4011617627081	701010		7/135
ZA12P10	2CPX062708R9999	4011617627081	701010		7/87

Index

Type	Ord. No.	EAN Code	Product-code	Price	Page
ZA13	2CPX038233R9999	4011617382331	701010		2/24
ZA13	2CPX038233R9999	4011617382331	701010		3/19
ZA13	2CPX038233R9999	4011617382331	701010		3/28
ZA13	2CPX038233R9999	4011617382331	701010		3/7
ZA13	2CPX038233R9999	4011617382331	701010		4/40
ZA13	2CPX038233R9999	4011617382331	701010		5/29
ZA13P10	2CPX062381R9999	4011617623816	701010		2/24
ZA13P10	2CPX062381R9999	4011617623816	701010		3/19
ZA13P10	2CPX062381R9999	4011617623816	701010		3/28
ZA13P10	2CPX062381R9999	4011617623816	701010		3/7
ZA13P10	2CPX062381R9999	4011617623816	701010		4/40
ZA13P10	2CPX062381R9999	4011617623816	701010		5/29
ZA15	2CPX038226R9999	4011617382263	703010		1/38
ZA16	2CPX038235R9999	4011617382355	701010		3/28
ZA16	2CPX038235R9999	4011617382355	701010		4/40
ZA16	2CPX038235R9999	4011617382355	701010		5/29
ZA18	2CPX038237R9999	4011617382379	701010		3/28
ZA18	2CPX038237R9999	4011617382379	701010		4/40
ZA18	2CPX038237R9999	4011617382379	701010		5/29
ZA20	2CPX038229R9999	4011617382294	701010		2/26
ZA20	2CPX038229R9999	4011617382294	701010		3/19
ZA20	2CPX038229R9999	4011617382294	701010		3/6
ZA27	2CPX038495R9999	4011617384953	701010		7/135
ZA27	2CPX038495R9999	4011617384953	701010		7/87
ZA51	2CPX038444R9999	4011617384441	703010		1/30
ZA52	2CPX038445R9999	4011617384458	703010		1/30
ZA61P10	2CPX062375R9999	4011617623755	701010		2/24
ZA61P10	2CPX062375R9999	4011617623755	701010		3/19
ZA61P10	2CPX062375R9999	4011617623755	701010		3/28
ZA61P10	2CPX062375R9999	4011617623755	701010		3/7
ZA61P10	2CPX062375R9999	4011617623755	701010		4/40
ZA71	2CPX038458R9999	4011617384588	701010		7/135
ZA71	2CPX038458R9999	4011617384588	701010		7/87
ZA73	2CPX038497R9999	4011617384977	701010		7/135
ZA73	2CPX038497R9999	4011617384977	701010		7/87
ZA74	2CPX038498R9999	4011617384984	701010		7/135
ZA74	2CPX038498R9999	4011617384984	701010		7/87
ZA78	2CPX031569R9999	4011617315698	701010		7/135
ZA78	2CPX031569R9999	4011617315698	701010		7/87
ZA79	2CPX031570R9999	4011617315704	701010		7/135
ZA79	2CPX031570R9999	4011617315704	701010		7/87
ZA89P20	2CPX062376R9999	4011617623762	703010		1/25
ZA116	2CPX039042R9999	4011617390428	701010		3/28
ZA116	2CPX039042R9999	4011617390428	701010		4/40
ZA116	2CPX039042R9999	4011617390428	701010		5/29
ZA120	2CPX039043R9999	4011617390435	701010		1/24
ZA120	2CPX039043R9999	4011617390435	701010		2/26
ZA120	2CPX039043R9999	4011617390435	701010		3/19
ZA120	2CPX039043R9999	4011617390435	701010		3/6
ZA122	2CPX038293R9999	4011617382935	701010		2/26
ZA122	2CPX038293R9999	4011617382935	701010		7/134
ZA122	2CPX038293R9999	4011617382935	701010		7/86
ZA123	2CPX038471R9999	4011617384717	701010		4/40
ZA123	2CPX038471R9999	4011617384717	701010		5/29
ZA125	2CPX038472R9999	4011617384724	701010		4/40
ZA125	2CPX038472R9999	4011617384724	701010		5/29
ZA300	2CPX038483R9999	4011617384830	703010		1/38
ZA375P10	2CPX062383R9999	4011617623830	703010		1/38
ZA8P40	2CPX062731R9999	4011617627319	701010		7/135
ZA8P40	2CPX062731R9999	4011617627319	701010		7/87
ZA9P50	2CPX062732R9999	4011617627326	701010		7/135
ZA9P50	2CPX062732R9999	4011617627326	701010		7/87
ZB5	2CPX038459R9999	4011617384595	701010		7/100
ZB5	2CPX038459R9999	4011617384595	701010		9/6
ZB5P10	2CPX062556R9999	4011617625568	701010		7/100
ZB5P10	2CPX062556R9999	4011617625568	701010		9/6
ZB15	2CPX038132R9999	4011617381327	706010		3/29
ZB19	2CPX038187R9999	4011617381877	701010		2/26
ZB19	2CPX038187R9999	4011617381877	701010		7/101
ZB19	2CPX038187R9999	4011617381877	701010		9/6

Type	Ord. No.	EAN Code	Product-code	Price	Page
ZB19P10	2CPX062709R9999	4011617627098	701010		7/101
ZB19P10	2CPX062709R9999	4011617627098	701010		9/6
ZB21P4	2CPX062663R9999	4011617626633	701010		7/103
ZB21P20	2CPX068585R9999	4011617685852	701010		7/103
ZB22P20	2CPX068586R9999	4011617685869	701010		7/103
ZB27P20	2CPX062588R9999	4011617625889	701010		7/103
ZB27P500	2CPX062689R9999	4011617626893	701010		7/103
ZB32P4	2CPX064149R9999	4011617641490	701010		7/103
ZB32P20	2CPX062651R9999	4011617626510	701010		2/25
ZB32P20	2CPX062651R9999	4011617626510	701010		7/103
ZB32P500	2CPX062652R9999	4011617626527	701010		2/25
ZB32P500	2CPX062652R9999	4011617626527	701010		7/103
ZB35P5	2CPX062392R9999	4011617623922	706010		7/116
ZB36P20	2CPX062390R9999	4011617623908	701010		7/103
ZB40	2CPX038195R9999	4011617381952	701010		3/18
ZB40	2CPX038195R9999	4011617381952	701010		3/4
ZB43	2CPX038183R9999	4011617381839	706010		2/24
ZB43	2CPX038183R9999	4011617381839	706010		3/18
ZB43	2CPX038183R9999	4011617381839	706010		3/4
ZB61P10	2CPX062393R9999	4011617623939	701010		7/102
ZB62P10	2CPX062394R9999	4011617623946	701010		7/102
ZB63P10	2CPX062395R9999	4011617623953	701010		7/102
ZB64P10	2CPX062396R9999	4011617623960	701010		7/102
ZB65P10	2CPX062397R9999	4011617623977	701010		7/102
ZB67P10	2CPX062398R9999	4011617623984	701010		7/102
ZB69P10	2CPX062399R9999	4011617623991	701010		7/102
ZB70	2CPX038570R9999	4011617385707	701010		7/102
ZB111	2CPX038479R9999	4011617384793	704010		2/22
ZB111	2CPX038479R9999	4011617384793	704010		3/18
ZB111	2CPX038479R9999	4011617384793	704010		3/4
ZB113	2CPX038478R9999	4011617384786	704010		2/22
ZB113	2CPX038478R9999	4011617384786	704010		3/18
ZB113	2CPX038478R9999	4011617384786	704010		3/4
ZB37P20	2CPX060202R9999	4011617602026	701010		7/103
ZB900	2CPX042432R9999	4011617424321	707010		6/18
ZB901	2CPX042433R9999	4011617424338	707010		6/18
ZB902	2CPX042434R9999	4011617424345	707010		6/18
ZB903	2CPX042435R9999	4011617424352	707010		6/18
ZB904	2CPX042436R9999	4011617424369	707010		6/18
ZB905	2CPX042437R9999	4011617424376	707010		6/18
ZE11	2CPX038143R9999	4011617381433	704010		2/24
ZE12	2CPX038144R9999	4011617381440	704010		2/24
ZE55	2CPX061040R9999	4011617610403	702020		7/122
ZE55	2CPX061040R9999	4011617610403	702020		7/43
ZE56	2CPX061041R9999	4011617610410	702020		7/122
ZE56	2CPX061041R9999	4011617610410	702020		7/43
ZE57	2CPX061042R9999	4011617610427	702020		7/122
ZE57	2CPX061042R9999	4011617610427	702020		7/43
ZE58	2CPX061043R9999	4011617610434	702020		7/122
ZE58	2CPX061043R9999	4011617610434	702020		7/43
ZE59	2CPX061044R9999	4011617610441	702020		7/122
ZE59	2CPX061044R9999	4011617610441	702020		7/40
ZE60	2CPX061045R9999	4011617610458	702030		7/123
ZE60	2CPX061045R9999	4011617610458	702030		7/26
ZE60	2CPX061045R9999	4011617610458	702030		7/29
ZE60P10	2CPX062400R9999	4011617624004	702030		7/123
ZE60P10	2CPX062400R9999	4011617624004	702030		7/26
ZE60P10	2CPX062400R9999	4011617624004	702030		7/29
ZE61	2CPX061046R9999	4011617610465	702030		7/123
ZE61	2CPX061046R9999	4011617610465	702030		7/26
ZE61	2CPX061046R9999	4011617610465	702030		7/29
ZE61P10	2CPX062401R9999	4011617624011	702030		7/123
ZE61P10	2CPX062401R9999	4011617624011	702030		7/26
ZE61P10	2CPX062401R9999	4011617624011	702030		7/29
ZE62	2CPX061047R9999	4011617610472	702030		7/123
ZE62	2CPX061047R9999	4011617610472	702030		7/26
ZE62	2CPX061047R9999	4011617610472	702030		7/29
ZE62P10	2CPX062402R9999	4011617624028	702030		7/123
ZE62P10	2CPX062402R9999	4011617624028	702030		7/26
ZE62P10	2CPX062402R9999	4011617624028	702030		7/29

Index

Type	Ord. No.	EAN Code	Product-code	Price	Page
ZE66	2CPX061051R9999	4011617610519	701010		7/122
ZE220	2CPX068058R9999	4011617680581	701010		7/98
ZE221	2CPX068059R9999	4011617680598	701010		7/98
ZE225	2CPX061177R9999	4011617611776	703010		1/21
ZE225	2CPX061177R9999	4011617611776	703010		2/19
ZH19	2CPX038204R9999	4011617382041	702020		7/121
ZH53	2CPX038557R9999	4011617385578	701010		7/119
ZH54	2CPX038558R9999	4011617385585	701010		7/119
ZH55	2CPX038559R9999	4011617385592	701010		7/118
ZH91	2CPX066091R9999	4011617660910	701010		2/23
ZH91	2CPX066091R9999	4011617660910	701010		3/26
ZH91	2CPX066091R9999	4011617660910	701010		4/37
ZH91	2CPX066091R9999	4011617660910	701010		5/32
ZH130	2CPX060490R9999	4011617604907	701010		2/22
ZH130	2CPX060490R9999	4011617604907	701010		3/26
ZH130	2CPX060490R9999	4011617604907	701010		3/4
ZH130	2CPX060490R9999	4011617604907	701010		4/36
ZH130	2CPX060490R9999	4011617604907	701010		5/32
ZH131	2CPX060491R9999	4011617604914	701010		2/22
ZH131	2CPX060491R9999	4011617604914	701010		3/26
ZH131	2CPX060491R9999	4011617604914	701010		3/4
ZH131	2CPX060491R9999	4011617604914	701010		4/36
ZH131	2CPX060491R9999	4011617604914	701010		5/32
ZH132	2CPX060492R9999	4011617604921	701010		2/22
ZH132	2CPX060492R9999	4011617604921	701010		3/26
ZH132	2CPX060492R9999	4011617604921	701010		3/5
ZH132	2CPX060492R9999	4011617604921	701010		4/36
ZH132	2CPX060492R9999	4011617604921	701010		5/32
ZH133	2CPX060493R9999	4011617604938	701010		2/22
ZH133	2CPX060493R9999	4011617604938	701010		3/26
ZH133	2CPX060493R9999	4011617604938	701010		3/5
ZH133	2CPX060493R9999	4011617604938	701010		4/36
ZH133	2CPX060493R9999	4011617604938	701010		5/32
ZH134	2CPX060494R9999	4011617604945	701010		2/22
ZH134	2CPX060494R9999	4011617604945	701010		3/26
ZH134	2CPX060494R9999	4011617604945	701010		3/5
ZH134	2CPX060494R9999	4011617604945	701010		4/36
ZH134	2CPX060494R9999	4011617604945	701010		5/32
ZH135	2CPX060495R9999	4011617604952	701010		2/22
ZH135	2CPX060495R9999	4011617604952	701010		3/26
ZH135	2CPX060495R9999	4011617604952	701010		3/5
ZH135	2CPX060495R9999	4011617604952	701010		4/36
ZH135	2CPX060495R9999	4011617604952	701010		5/32
ZH136	2CPX060496R9999	4011617604969	701010		2/22
ZH136	2CPX060496R9999	4011617604969	701010		3/26
ZH136	2CPX060496R9999	4011617604969	701010		3/5
ZH136	2CPX060496R9999	4011617604969	701010		4/36
ZH136	2CPX060496R9999	4011617604969	701010		5/32
ZH137	2CPX060497R9999	4011617604976	701010		2/22
ZH137	2CPX060497R9999	4011617604976	701010		3/26
ZH137	2CPX060497R9999	4011617604976	701010		3/5
ZH137	2CPX060497R9999	4011617604976	701010		4/36
ZH137	2CPX060497R9999	4011617604976	701010		5/32
ZH138	2CPX060498R9999	4011617604983	701010		2/23
ZH138	2CPX060498R9999	4011617604983	701010		3/26
ZH138	2CPX060498R9999	4011617604983	701010		3/5
ZH138	2CPX060498R9999	4011617604983	701010		5/33
ZH139	2CPX060499R9999	4011617604990	701010		2/23
ZH139	2CPX060499R9999	4011617604990	701010		3/26
ZH139	2CPX060499R9999	4011617604990	701010		3/5
ZH139	2CPX060499R9999	4011617604990	701010		5/33
ZH140	2CPX060500R9999	4011617605003	701010		2/23
ZH140	2CPX060500R9999	4011617605003	701010		3/27
ZH140	2CPX060500R9999	4011617605003	701010		3/5
ZH140	2CPX060500R9999	4011617605003	701010		5/33
ZH141	2CPX060501R9999	4011617605010	701010		2/23
ZH141	2CPX060501R9999	4011617605010	701010		3/27
ZH141	2CPX060501R9999	4011617605010	701010		3/5
ZH141	2CPX060501R9999	4011617605010	701010		5/33
ZH142	2CPX060502R9999	4011617605027	701010		2/23

Type	Ord. No.	EAN Code	Product-code	Price	Page
ZH142	2CPX060502R9999	4011617605027	701010		3/27
ZH142	2CPX060502R9999	4011617605027	701010		3/5
ZH142	2CPX060502R9999	4011617605027	701010		4/36
ZH142	2CPX060502R9999	4011617605027	701010		5/33
ZH148	2CPX060508R9999	4011617605089	701010		3/27
ZH150	2CPX060650R9999	4011617606505	713010		5/33
ZH157	2CPX060657R9999	4011617606574	701010		2/23
ZH157	2CPX060657R9999	4011617606574	701010		3/26
ZH157	2CPX060657R9999	4011617606574	701010		4/37
ZH157	2CPX060657R9999	4011617606574	701010		5/32
ZH158	2CPX060658R9999	4011617606581	701010		2/23
ZH158	2CPX060658R9999	4011617606581	701010		3/26
ZH158	2CPX060658R9999	4011617606581	701010		4/37
ZH158	2CPX060658R9999	4011617606581	701010		5/32
ZH160	2CPX060660R9999	4011617606604	701010		2/23
ZH160	2CPX060660R9999	4011617606604	701010		3/26
ZH160	2CPX060660R9999	4011617606604	701010		4/37
ZH160	2CPX060660R9999	4011617606604	701010		5/32
ZH161	2CPX060661R9999	4011617606611	701010		2/23
ZH161	2CPX060661R9999	4011617606611	701010		3/26
ZH161	2CPX060661R9999	4011617606611	701010		4/37
ZH161	2CPX060661R9999	4011617606611	701010		5/32
ZH162	2CPX060662R9999	4011617606628	701010		2/23
ZH162	2CPX060662R9999	4011617606628	701010		3/26
ZH162	2CPX060662R9999	4011617606628	701010		4/37
ZH162	2CPX060662R9999	4011617606628	701010		5/32
ZH163	2CPX060663R9999	4011617606635	701010		2/23
ZH163	2CPX060663R9999	4011617606635	701010		3/26
ZH163	2CPX060663R9999	4011617606635	701010		4/37
ZH163	2CPX060663R9999	4011617606635	701010		5/32
ZH164	2CPX060664R9999	4011617606642	701010		2/23
ZH164	2CPX060664R9999	4011617606642	701010		3/26
ZH164	2CPX060664R9999	4011617606642	701010		4/37
ZH164	2CPX060664R9999	4011617606642	701010		5/32
ZH165	2CPX060665R9999	4011617606659	701010		2/23
ZH165	2CPX060665R9999	4011617606659	701010		3/26
ZH165	2CPX060665R9999	4011617606659	701010		4/37
ZH165	2CPX060665R9999	4011617606659	701010		5/32
ZH203	2CPX045707R9999	4011617457077	704010		2/23
ZH203	2CPX045707R9999	4011617457077	704010		3/18
ZH203	2CPX045707R9999	4011617457077	704010		3/5
ZH211	2CPX060440R9999	4011617604402	701010		7/118
ZH211	2CPX060440R9999	4011617604402	701010		7/31
ZH212	2CPX060441R9999	4011617604419	701010		7/118
ZH212	2CPX060441R9999	4011617604419	701010		7/31
ZH214	2CPX060443R9999	4011617604433	701010		7/118
ZH214	2CPX060443R9999	4011617604433	701010		7/31
ZH216	2CPX060445R9999	4011617604457	701010		7/118
ZH216	2CPX060445R9999	4011617604457	701010		7/31
ZH216P5	2CPX062418R9999	4011617624189	701010		7/118
ZH216P5	2CPX062418R9999	4011617624189	701010		7/31
ZH217	2CPX060446R9999	4011617604464	701010		7/118
ZH217	2CPX060446R9999	4011617604464	701010		7/33
ZH217	2CPX060446R9999	4011617604464	701010		7/35
ZH218	2CPX060447R9999	4011617604471	701010		7/118
ZH218	2CPX060447R9999	4011617604471	701010		7/33
ZH218	2CPX060447R9999	4011617604471	701010		7/35
ZH220	2CPX045700R9999	4011617457008	701010		2/22
ZH220	2CPX045700R9999	4011617457008	701010		3/26
ZH220	2CPX045700R9999	4011617457008	701010		3/4
ZH220	2CPX045700R9999	4011617457008	701010		5/32
ZH221	2CPX045701R9999	4011617457015	701010		2/22
ZH221	2CPX045701R9999	4011617457015	701010		3/26
ZH221	2CPX045701R9999	4011617457015	701010		3/5
ZH221	2CPX045701R9999	4011617457015	701010		5/32
ZH222	2CPX045702R9999	4011617457022	701010		2/22
ZH222	2CPX045702R9999	4011617457022	701010		3/26
ZH222	2CPX045702R9999	4011617457022	701010		3/5
ZH222	2CPX045702R9999	4011617457022	701010		5/33
ZH223	2CPX045703R9999	4011617457039	701010		3/27

Index

Type	Ord. No.	EAN Code	Product-code	Price	Page
ZH223	2CPX045703R9999	4011617457039	701010		5/33
ZH227	2CPX045708R9999	4011617457084	701010		2/23
ZH227	2CPX045708R9999	4011617457084	701010		3/18
ZH227	2CPX045708R9999	4011617457084	701010		3/5
ZH228	2CPX045709R9999	4011617457091	701010		2/23
ZH228	2CPX045709R9999	4011617457091	701010		3/18
ZH228	2CPX045709R9999	4011617457091	701010		3/5
ZH235	2CPX039841R9999	4011617398417	704020		7/96
ZH238	2CPX039837R9999	4011617398370	704020		7/96
ZH311	2CPX060450R9999	4011617604501	701010		7/118
ZH311	2CPX060450R9999	4011617604501	701010		7/31
ZH312	2CPX060451R9999	4011617604518	701010		7/118
ZH312	2CPX060451R9999	4011617604518	701010		7/31
ZH317	2CPX060456R9999	4011617604563	701010		7/118
ZH317	2CPX060456R9999	4011617604563	701010		7/33
ZH317	2CPX060456R9999	4011617604563	701010		7/35
ZH318	2CPX060457R9999	4011617604570	701010		7/118
ZH318	2CPX060457R9999	4011617604570	701010		7/33
ZH318	2CPX060457R9999	4011617604570	701010		7/35
ZH411	2CPX062947R9999	4011617629474	702020		7/120
ZH411	2CPX062947R9999	4011617629474	702020		7/31
ZH412	2CPX062948R9999	4011617629481	702020		7/120
ZH412	2CPX062948R9999	4011617629481	702020		7/31
ZH413	2CPX062949R9999	4011617629498	702020		7/121
ZH413	2CPX062949R9999	4011617629498	702020		7/37
ZH414	2CPX062950R9999	4011617629504	702020		7/121
ZH415	2CPX062951R9999	4011617629511	702020		7/121
ZH418	2CPX062968R9999	4011617629689	702020		7/96
ZH425	2CPX062952R9999	4011617629528	702020		7/119
ZH425	2CPX062952R9999	4011617629528	702020		7/31
ZH425	2CPX062952R9999	4011617629528	702020		7/37
ZH426	2CPX062953R9999	4011617629535	702020		7/119
ZH426	2CPX062953R9999	4011617629535	702020		7/31
ZH426	2CPX062953R9999	4011617629535	702020		7/37
ZH427	2CPX062954R9999	4011617629542	702020		7/119
ZH427	2CPX062954R9999	4011617629542	702020		7/31
ZH427	2CPX062954R9999	4011617629542	702020		7/37
ZH428	2CPX062955R9999	4011617629559	702020		7/119
ZH428	2CPX062955R9999	4011617629559	702020		7/31
ZH428	2CPX062955R9999	4011617629559	702020		7/37
ZH429	2CPX062956R9999	4011617629566	702020		7/119
ZH429	2CPX062956R9999	4011617629566	702020		7/31
ZH429	2CPX062956R9999	4011617629566	702020		7/37
ZH430	2CPX062957R9999	4011617629573	702020		7/119
ZH430	2CPX062957R9999	4011617629573	702020		7/31
ZH430	2CPX062957R9999	4011617629573	702020		7/37
ZH431	2CPX062958R9999	4011617629580	702020		7/120
ZH431	2CPX062958R9999	4011617629580	702020		7/33
ZH433	2CPX062960R9999	4011617629603	702020		7/121
ZH433	2CPX062960R9999	4011617629603	702020		7/39
ZH438	2CPX062961R9999	4011617629610	702020		7/119
ZH438	2CPX062961R9999	4011617629610	702020		7/33
ZH438	2CPX062961R9999	4011617629610	702020		7/39
ZH439	2CPX062962R9999	4011617629627	702020		7/119
ZH440	2CPX062963R9999	4011617629634	702020		7/119
ZH440	2CPX062963R9999	4011617629634	702020		7/33
ZH440	2CPX062963R9999	4011617629634	702020		7/39
ZH441	2CPX062964R9999	4011617629641	702020		7/120
ZH441	2CPX062964R9999	4011617629641	702020		7/35
ZH442	2CPX062939R9999	4011617629399	702020		7/119
ZH442	2CPX062939R9999	4011617629399	702020		7/35
ZH447	2CPX039842R9999	4011617398424	702020		7/119
ZH447	2CPX039842R9999	4011617398424	702020		7/35
ZH448	2CPX062965R9999	4011617629658	702020		7/119
ZH448	2CPX062965R9999	4011617629658	702020		7/35
ZH449	2CPX062966R9999	4011617629665	702020		7/119
ZH449	2CPX062966R9999	4011617629665	702020		7/35
ZH800	2CPX038544R9999	4011617385448	704010		2/22
ZH800	2CPX038544R9999	4011617385448	704010		3/18
ZH800	2CPX038544R9999	4011617385448	704010		3/4

Type	Ord. No.	EAN Code	Product-code	Price	Page
ZK10P10	2CPX062763R9999	4011617627630	703010		1/17
ZK10P10	2CPX062763R9999	4011617627630	703010		1/37
ZK10P10	2CPX062763R9999	4011617627630	703010		2/21
ZK10P10	2CPX062763R9999	4011617627630	703010		7/133
ZK11	2CPX064980R9999	4011617649809	703010		1/17
ZK12	2CPX064981R9999	4011617649816	703010		1/37
ZK13	2CPX064982R9999	4011617649823	703010		2/21
ZK14	2CPX064983R9999	4011617649830	703010		7/133
ZK15	2CPX064984R9999	4011617649847	703010		1/17
ZK15	2CPX064984R9999	4011617649847	703010		1/37
ZK15	2CPX064984R9999	4011617649847	703010		2/21
ZK15	2CPX064984R9999	4011617649847	703010		7/133
ZK50B	2CPX062750R9999	4011617627500	703010		1/17
ZK50B	2CPX062750R9999	4011617627500	703010		1/37
ZK50B	2CPX062750R9999	4011617627500	703010		2/21
ZK50B	2CPX062750R9999	4011617627500	703010		7/133
ZK50BT	2CPX062745R9999	4011617627456	703010		1/17
ZK50BT	2CPX062745R9999	4011617627456	703010		1/37
ZK50BT	2CPX062745R9999	4011617627456	703010		2/21
ZK51B	2CPX062751R9999	4011617627517	703010		1/17
ZK51B	2CPX062751R9999	4011617627517	703010		1/37
ZK51B	2CPX062751R9999	4011617627517	703010		2/21
ZK51B	2CPX062751R9999	4011617627517	703010		7/133
ZK51G	2CPX062757R9999	4011617627579	703010		1/17
ZK51G	2CPX062757R9999	4011617627579	703010		1/37
ZK51G	2CPX062757R9999	4011617627579	703010		2/21
ZK51G	2CPX062757R9999	4011617627579	703010		7/133
ZK75	2CPX038220R9999	4011617382201	701010		7/88
ZK75	2CPX038220R9999	4011617382201	701010		9/17
ZK79	2CPX064879R9999	4011617648796	701010		7/88
ZK79	2CPX064879R9999	4011617648796	701010		9/17
ZK79P4	2CPX062421R9999	4011617624219	701010		7/88
ZK79P4	2CPX062421R9999	4011617624219	701010		9/17
ZK79P5	2CPX062631R9999	4011617626312	701010		7/88
ZK79P5	2CPX062631R9999	4011617626312	701010		9/17
ZK79P50	2CPX062429R9999	4011617624295	701010		7/88
ZK79P50	2CPX062429R9999	4011617624295	701010		9/17
ZK81	2CPX064881R9999	4011617648819	701010		7/88
ZK81	2CPX064881R9999	4011617648819	701010		9/17
ZK81P4	2CPX062422R9999	4011617624226	701010		7/88
ZK81P4	2CPX062422R9999	4011617624226	701010		9/17
ZK81P5	2CPX062632R9999	4011617626329	701010		7/88
ZK81P5	2CPX062632R9999	4011617626329	701010		9/17
ZK81P50	2CPX062431R9999	4011617624318	701010		7/88
ZK81P50	2CPX062431R9999	4011617624318	701010		9/17
ZK82B	2CPX062752R9999	4011617627524	703010		1/17
ZK82B	2CPX062752R9999	4011617627524	703010		1/37
ZK82B	2CPX062752R9999	4011617627524	703010		2/21
ZK82B	2CPX062752R9999	4011617627524	703010		7/133
ZK82G	2CPX062758R9999	4011617627586	703010		1/17
ZK82G	2CPX062758R9999	4011617627586	703010		1/37
ZK82G	2CPX062758R9999	4011617627586	703010		2/21
ZK82G	2CPX062758R9999	4011617627586	703010		7/133
ZK83	2CPX064883R9999	4011617648833	701010		7/88
ZK83	2CPX064883R9999	4011617648833	701010		9/17
ZK83P4	2CPX062423R9999	4011617624233	701010		7/88
ZK83P4	2CPX062423R9999	4011617624233	701010		9/17
ZK83P5	2CPX062655R9999	4011617626558	701010		7/88
ZK83P5	2CPX062655R9999	4011617626558	701010		9/17
ZK83P50	2CPX062433R9999	4011617624332	701010		7/88
ZK83P50	2CPX062433R9999	4011617624332	701010		9/17
ZK86	2CPX064886R9999	4011617648864	701010		7/88
ZK86	2CPX064886R9999	4011617648864	701010		9/17
ZK86P20	2CPX062434R9999	4011617624349	701010		7/88
ZK86P20	2CPX062434R9999	4011617624349	701010		9/17
ZK87	2CPX064887R9999	4011617648871	701010		7/88
ZK87	2CPX064887R9999	4011617648871	701010		9/17
ZK87P4	2CPX062424R9999	4011617624240	701010		7/88
ZK87P4	2CPX062424R9999	4011617624240	701010		9/17
ZK87P50	2CPX062430R9999	4011617624301	701010		7/88

Index

Type	Ord. No.	EAN Code	Product-code	Price	Page
ZK87P50	2CPX062430R9999	4011617624301	701010		9/17
ZK90P2	2CPX062426R9999	4011617624264	701010		2/25
ZK90P2	2CPX062426R9999	4011617624264	701010		7/90
ZK90P100	2CPX068613R9999	4011617686132	701010		7/90
ZK108	2CPX038330R9999	4011617383307	701010		1/30
ZK108	2CPX038330R9999	4011617383307	701010		1/42
ZK113B	2CPX062753R9999	4011617627531	703010		1/17
ZK113B	2CPX062753R9999	4011617627531	703010		1/37
ZK113B	2CPX062753R9999	4011617627531	703010		2/21
ZK113B	2CPX062753R9999	4011617627531	703010		7/133
ZK113G	2CPX062759R9999	4011617627593	703010		1/17
ZK113G	2CPX062759R9999	4011617627593	703010		1/37
ZK113G	2CPX062759R9999	4011617627593	703010		2/21
ZK113G	2CPX062759R9999	4011617627593	703010		7/133
ZK130	2CPX038366R9999	4011617383666	701010		1/30
ZK131	2CPX038367R9999	4011617383673	701010		1/30
ZK132	2CPX038368R9999	4011617383680	701010		1/30
ZK140	2CPX038140R9999	4011617381402	701010		7/117
ZK140P50	2CPX039363R9999	4011617393634	701010		7/117
ZK141	2CPX038141R9999	4011617381419	701010		7/117
ZK142	2CPX038142R9999	4011617381426	701010		7/117
ZK143	2CPX060005R9999	4011617600053	701010		4/35
ZK143	2CPX060005R9999	4011617600053	701010		7/54
ZK1431P100	2CPX060251R9999	4011617602514	701010		7/54
ZK143P10	2CPX062728R9999	4011617627289	701010		7/54
ZK143P10	2CPX062728R9999	4011617627289	701010		7/91
ZK144	2CPX060006R9999	4011617600060	701010		4/35
ZK144	2CPX060006R9999	4011617600060	701010		7/54
ZK1441P100	2CPX060252R9999	4011617602521	701010		7/54
ZK144B	2CPX062754R9999	4011617627548	703010		1/17
ZK144B	2CPX062754R9999	4011617627548	703010		1/37
ZK144B	2CPX062754R9999	4011617627548	703010		2/21
ZK144B	2CPX062754R9999	4011617627548	703010		7/133
ZK144G	2CPX062760R9999	4011617627609	703010		1/17
ZK144G	2CPX062760R9999	4011617627609	703010		1/37
ZK144G	2CPX062760R9999	4011617627609	703010		2/21
ZK144G	2CPX062760R9999	4011617627609	703010		7/133
ZK144P10	2CPX062729R9999	4011617627296	701010		7/54
ZK144P10	2CPX062729R9999	4011617627296	701010		7/91
ZK145	2CPX060007R9999	4011617600077	701010		4/35
ZK145	2CPX060007R9999	4011617600077	701010		7/54
ZK1451P50	2CPX060253R9999	4011617602538	701010		7/54
ZK145P10	2CPX062730R9999	4011617627302	701010		7/54
ZK145P10	2CPX062730R9999	4011617627302	701010		7/91
ZK150	2CPX064860R9999	4011617648604	701010		7/88
ZK150	2CPX064860R9999	4011617648604	701010		9/17
ZK150P4	2CPX062427R9999	4011617624271	701010		7/88
ZK150P4	2CPX062427R9999	4011617624271	701010		9/17
ZK150P5	2CPX062633R9999	4011617626336	701010		7/88
ZK150P5	2CPX062633R9999	4011617626336	701010		9/17
ZK150P50	2CPX062432R9999	4011617624325	701010		7/88
ZK150P50	2CPX062432R9999	4011617624325	701010		9/17
ZK152	2CPX064862R9999	4011617648628	701010		7/88
ZK152	2CPX064862R9999	4011617648628	701010		9/17
ZK152P20	2CPX062444R9999	4011617624448	701010		7/88
ZK152P20	2CPX062444R9999	4011617624448	701010		9/17
ZK154	2CPX064864R9999	4011617648642	701010		7/88
ZK154	2CPX064864R9999	4011617648642	701010		9/17
ZK154P50	2CPX062435R9999	4011617624356	701010		7/88
ZK154P50	2CPX062435R9999	4011617624356	701010		9/17
ZK156	2CPX064866R9999	4011617648666	701010		7/88
ZK156	2CPX064866R9999	4011617648666	701010		9/17
ZK156P50	2CPX062438R9999	4011617624387	701010		7/88
ZK156P50	2CPX062438R9999	4011617624387	701010		9/17
ZK157	2CPX064867R9999	4011617648673	701010		7/88
ZK157	2CPX064867R9999	4011617648673	701010		9/17
ZK157P50	2CPX062437R9999	4011617624370	701010		7/88
ZK157P50	2CPX062437R9999	4011617624370	701010		9/17
ZK175B	2CPX062755R9999	4011617627555	703010		1/17
ZK175B	2CPX062755R9999	4011617627555	703010		1/37

Type	Ord. No.	EAN Code	Product-code	Price	Page
ZK175B	2CPX062755R9999	4011617627555	703010		2/21
ZK175B	2CPX062755R9999	4011617627555	703010		7/133
ZK175G	2CPX062761R9999	4011617627616	703010		1/17
ZK175G	2CPX062761R9999	4011617627616	703010		1/37
ZK175G	2CPX062761R9999	4011617627616	703010		2/21
ZK175G	2CPX062761R9999	4011617627616	703010		7/133
ZK178	2CPX064978R9999	4011617649786	701010		7/88
ZK178	2CPX064978R9999	4011617649786	701010		9/17
ZK178P50	2CPX062622R9999	4011617626220	701010		7/88
ZK178P50	2CPX062622R9999	4011617626220	701010		9/17
ZK206B	2CPX062756R9999	4011617627562	703010		1/17
ZK206B	2CPX062756R9999	4011617627562	703010		1/37
ZK206B	2CPX062756R9999	4011617627562	703010		2/21
ZK206B	2CPX062756R9999	4011617627562	703010		7/133
ZK206G	2CPX062762R9999	4011617627623	703010		1/17
ZK206G	2CPX062762R9999	4011617627623	703010		1/37
ZK206G	2CPX062762R9999	4011617627623	703010		2/21
ZK206G	2CPX062762R9999	4011617627623	703010		7/133
ZK220	2CPX063132R9999	4011617631323	703010		2/21
ZK270P3	2CPX062428R9999	4011617624288	702020		7/122
ZK300	2CPX038551R9999	4011617385516	701010		2/26
ZK300	2CPX038551R9999	4011617385516	701010		7/133
ZK301	2CPX038552R9999	4011617385523	701010		2/26
ZK301	2CPX038552R9999	4011617385523	701010		7/133
ZK302	2CPX062645R9999	4011617626459	701010		7/88
ZK302	2CPX062645R9999	4011617626459	701010		9/17
ZK302P20	2CPX062648R9999	4011617626480	701010		7/88
ZK302P20	2CPX062648R9999	4011617626480	701010		9/17
ZK303	2CPX062646R9999	4011617626466	701010		7/88
ZK303	2CPX062646R9999	4011617626466	701010		9/17
ZK303P20	2CPX062649R9999	4011617626497	701010		7/88
ZK303P20	2CPX062649R9999	4011617626497	701010		9/17
ZK304	2CPX062647R9999	4011617626473	701010		7/88
ZK304	2CPX062647R9999	4011617626473	701010		9/17
ZK304P20	2CPX062650R9999	4011617626503	701010		7/88
ZK304P20	2CPX062650R9999	4011617626503	701010		9/17
ZK507	2CPX030892R9999	4011617308928	703010		1/24
ZK891P4	2CPX062626R9999	4011617626268	701010		7/88
ZK891P4	2CPX062626R9999	4011617626268	701010		9/17
ZKV200P4	2CPX062446R9999	4011617624462	704010		2/24
ZKV201	2CPX038148R9999	4011617381488	701010		2/25
ZL8	2CPX038001R9999	4011617380016	701010		3/28
ZL8	2CPX038001R9999	4011617380016	701010		4/40
ZP55	2CPX038536R9999	4011617385363	704010		3/27
ZP55	2CPX038536R9999	4011617385363	704010		5/35
ZP55P10	2CPX062450R9999	4011617624509	704010		3/27
ZP55P10	2CPX062450R9999	4011617624509	704010		5/35
ZP56	2CPX038534R9999	4011617385349	704010		3/27
ZP56	2CPX038534R9999	4011617385349	704010		5/35
ZP56P10	2CPX062451R9999	4011617624516	704010		3/27
ZP56P10	2CPX062451R9999	4011617624516	704010		5/35
ZP57	2CPX038535R9999	4011617385356	704010		3/27
ZP57	2CPX038535R9999	4011617385356	704010		5/35
ZP57P10	2CPX062452R9999	4011617624523	704010		3/27
ZP57P10	2CPX062452R9999	4011617624523	704010		5/35
ZP58	2CPX038538R9999	4011617385387	704010		3/27
ZP58	2CPX038538R9999	4011617385387	704010		5/35
ZP58P10	2CPX062453R9999	4011617624530	704010		3/27
ZP58P10	2CPX062453R9999	4011617624530	704010		5/35
ZP74P4	2CPX062636R9999	4011617626367	704010		3/18
ZW11	2CPX039411R9999	4011617394112	704010		7/91
ZW12	2CPX039412R9999	4011617394129	704010		7/91
ZW13	2CPX039413R9999	4011617394136	704010		7/91
ZW14	2CPX039414R9999	4011617394143	704010		7/91
ZW16	2CPX039416R9999	4011617394167	704010		7/91
ZW17	2CPX039417R9999	4011617394174	704010		7/91
ZW18	2CPX039418R9999	4011617394181	704010		7/91
ZW19	2CPX039419R9999	4011617394198	704010		7/91
ZW39P100	2CPX062715R9999	4011617627159	704010		7/93
ZW41	2CPX039441R9999	4011617394419	704010		3/28

Index

Type	Ord. No.	EAN Code	Product-code	Price	Page
ZW41	2CPX039441R9999	4011617394419	704010		5/36
ZW42	2CPX039442R9999	4011617394426	704010		3/28
ZW42	2CPX039442R9999	4011617394426	704010		5/36
ZW43	2CPX039443R9999	4011617394433	704010		3/28
ZW43	2CPX039443R9999	4011617394433	704010		5/36
ZW44	2CPX039444R9999	4011617394440	704010		3/28
ZW44	2CPX039444R9999	4011617394440	704010		5/36
ZW46	2CPX039446R9999	4011617394464	704010		5/36
ZW47	2CPX039447R9999	4011617394471	704010		5/36
ZW48	2CPX039448R9999	4011617394488	704010		5/36
ZW50	2CPX039459R9999	4011617394594	704010		5/36
ZW51	2CPX039451R9999	4011617394518	704010		5/34
ZW51P10	2CPX062466R9999	4011617624660	704010		5/34
ZW52	2CPX039452R9999	4011617394525	704010		5/34
ZW52P10	2CPX062467R9999	4011617624677	704010		5/34
ZW53	2CPX039453R9999	4011617394532	704010		5/34
ZW53P10	2CPX062468R9999	4011617624684	704010		5/34
ZW54	2CPX039454R9999	4011617394549	704010		5/34
ZW54P10	2CPX062469R9999	4011617624691	704010		5/34
ZW57	2CPX060122R9999	4011617601227	705010		5/34
ZW58	2CPX060123R9999	4011617601234	705010		5/34
ZW59P100	2CPX062716R9999	4011617627166	704010		7/93
ZW60P2	2CPX062454R9999	4011617624547	704010		7/93
ZW60P100	2CPX062476R9999	4011617624769	704010		7/93
ZW61LR	2CPX062455R9999	4011617624554	704010		5/36
ZW62	2CPX039462R9999	4011617394624	704010		7/102
ZW62P50	2CPX062479R9999	4011617624790	704010		7/102
ZW64	2CPX039464R9999	4011617394648	704010		7/92
ZW64P40	2CPX062475R9999	4011617624752	704010		7/92
ZW79P100	2CPX062717R9999	4011617627173	704010		7/93
ZW98	2CPX060124R9999	4011617601241	701010		7/102
ZW99	2CPX060125R9999	4011617601258	701010		7/102
ZW104P2	2CPX062459R9999	4011617624592	704010		3/28
ZW106P3	2CPX062460R9999	4011617624608	701010		3/28
ZW123	2CPX039505R9999	4011617395058	704010		3/29
ZW124	2CPX039506R9999	4011617395065	704010		3/29
ZW125P4	2CPX062461R9999	4011617624615	704010		3/27
ZW125P4	2CPX062461R9999	4011617624615	704010		4/39
ZW142P2	2CPX062463R9999	4011617624639	704010		7/93
ZW142P40	2CPX062477R9999	4011617624776	704010		7/93
ZW159	2CPX039455R9999	4011617394556	704010		7/96
ZW160	2CPX039456R9999	4011617394563	704010		7/96
ZW162	2CPX039458R9999	4011617394587	704010		7/96
ZW164	2CPX042866R9999	4011617428664	704010		7/81
ZW164P10	2CPX062710R9999	4011617627104	704010		7/81
ZW165	2CPX041862R9999	4011617418627	704010		7/81
ZW165P10	2CPX062711R9999	4011617627111	704010		7/81
ZW166	2CPX041863R9999	4011617418634	704010		7/81
ZW166P10	2CPX062712R9999	4011617627128	704010		7/81
ZW167	2CPX041864R9999	4011617418641	704010		7/81
ZW167P10	2CPX062713R9999	4011617627135	704010		7/81
ZW190	2CPX039390R9999	4011617393900	704010		3/28
ZW191	2CPX039391R9999	4011617393917	704010		3/28
ZW195	2CPX039395R9999	4011617393955	704010		3/27
ZW209	2CPX039207R9999	4011617392071	701010		7/81
ZW210	2CPX060138R9999	4011617601388	704010		7/81
ZW211	2CPX060139R9999	4011617601395	704010		7/81
ZW212	2CPX060140R9999	4011617601401	704010		7/81
ZW213	2CPX060141R9999	4011617601418	704010		7/81
ZW213P10	2CPX062641R9999	4011617626411	704010		7/81
ZW213P300	2CPX062714R9999	4011617627142	704010		7/81
ZW214	2CPX060142R9999	4011617601425	704010		7/81
ZW214P10	2CPX062642R9999	4011617626428	704010		7/81
ZW216	2CPX060144R9999	4011617601449	704010		7/91
ZW217	2CPX060145R9999	4011617601456	704010		7/91
ZW219	2CPX060198R9999	4011617601982	701010		7/91
ZW220	2CPX060146R9999	4011617601463	704010		7/91
ZW221	2CPX060147R9999	4011617601470	704010		7/91
ZW222	2CPX060148R9999	4011617601487	704010		7/91
ZW223	2CPX060323R9999	4011617603238	704010		7/91

Type	Ord. No.	EAN Code	Product-code	Price	Page
ZW224	2CPX060324R9999	4011617603245	704010		7/91
ZW225	2CPX060325R9999	4011617603252	704010		7/91
ZW228	2CPX060328R9999	4011617603283	704010		7/91
ZW229	2CPX060329R9999	4011617603290	704010		7/91
ZW230	2CPX060330R9999	4011617603306	704010		7/91
ZW231	2CPX060331R9999	4011617603313	704010		7/91
ZW233	2CPX060333R9999	4011617603337	704010		7/91
ZW234	2CPX060334R9999	4011617603344	704010		7/91
ZW235	2CPX060335R9999	4011617603351	704010		7/91
ZW236	2CPX060336R9999	4011617603368	704010		7/91
ZW248	2CPX060199R9999	4011617601999	701010		7/91
ZW249	2CPX060349R9999	4011617603498	704010		7/91
ZW250	2CPX060350R9999	4011617603504	704010		7/91
ZW251	2CPX060351R9999	4011617603511	704010		7/91
ZW252	2CPX062664R9999	4011617626640	701010		7/94
ZW253	2CPX062680R9999	4011617626800	713010		7/94
ZW255	2CPX064151R9999	4011617641513	701010		7/94
ZW256	2CPX062678R9999	4011617626787	701010		7/94
ZW257	2CPX042182R9999	4011617421825	808010		8/12
ZW258	2CPX042183R9999	4011617421832	808010		8/12
ZW322	2CPX068541R9999	4011617685418	701010		7/94
ZW323	2CPX068542R9999	4011617685425	701010		7/94
ZW324	2CPX068543R9999	4011617685432	701010		7/94
ZW336	2CPX067936R9999	4011617679363	704020		7/97
ZW337	2CPX067937R9999	4011617679370	704020		7/97
ZW338	2CPX067938R9999	4011617679387	704020		7/97
ZW339	2CPX067939R9999	4011617679394	704020		7/97
ZW340	2CPX067940R9999	4011617679400	704020		7/97
ZW341	2CPX067941R9999	4011617679417	704020		7/97
ZW342	2CPX067942R9999	4011617679424	704020		7/97
ZW343	2CPX067943R9999	4011617679431	704020		7/97
ZW344	2CPX067944R9999	4011617679448	704020		7/97
ZW345	2CPX067945R9999	4011617679455	704020		7/97
ZW346	2CPX067946R9999	4011617679462	704020		7/97
ZW349	2CPX067951R9999	4011617679516	701010		7/92
ZW349P10	2CPX062485R9999	4011617624851	701010		7/92
ZW359	2CPX042912R9999	4011617429128	701010		8/12
ZW362	2CPX068070R9999	4011617680703	704020		7/97
ZW363	2CPX068071R9999	4011617680710	704020		7/97
ZW364	2CPX068072R9999	4011617680727	704020		7/97
ZW365	2CPX068073R9999	4011617680734	704020		7/97
ZW367	2CPX041850R9999	4011617418504	704010		7/81
ZW368	2CPX041851R9999	4011617418511	704010		7/81
ZW369	2CPX041852R9999	4011617418528	704010		7/81
ZW370	2CPX041853R9999	4011617418535	704010		7/81
ZW371	2CPX041854R9999	4011617418542	704010		7/81
ZW372	2CPX041855R9999	4011617418559	704010		7/81
ZW373	2CPX041856R9999	4011617418566	704010		7/81
ZW374	2CPX041857R9999	4011617418573	704010		7/81
ZW375	2CPX041858R9999	4011617418580	704010		7/81
ZW376	2CPX041859R9999	4011617418597	704010		7/81
ZW377	2CPX041860R9999	4011617418603	704010		7/81
ZW378	2CPX041861R9999	4011617418610	704010		7/81
ZW382P4	2CPX062628R9999	4011617626282	701010		7/92
ZW384	2CPX062748R9999	4011617627487	701010		7/94
ZW386	2CPX062749R9999	4011617627494	701010		7/94
ZW389LR	2CPX062635R9999	4011617626350	704010		7/92
ZW390P2	2CPX062486R9999	4011617624868	701010		7/94
ZW395	2CPX041136R9999	4011617411369	701010		7/92
ZW396	2CPX041137R9999	4011617411376	701010		7/92
ZW398	2CPX068098R9999	4011617680987	701010		7/94
ZW399	2CPX062972R9999	4011617629726	706030		7/94
ZW403LR	2CPX062974R9999	4011617629740	706030		7/94
ZW430	2CPX042170R9999	4011617421702	808010		8/12
ZW431	2CPX042171R9999	4011617421719	808010		8/12
ZW432	2CPX042172R9999	4011617421726	808010		8/12
ZW433	2CPX042173R9999	4011617421733	808010		8/12
ZW434	2CPX042174R9999	4011617421740	808010		8/12
ZW435	2CPX042175R9999	4011617421757	808010		8/12
ZW436	2CPX042176R9999	4011617421764	808010		8/12

Index

Type	Ord. No.	EAN Code	Product-code	Price	Page
ZW437	2CPX042177R9999	4011617421771	808010		8/12
ZW438	2CPX042178R9999	4011617421788	808010		8/12
ZW439	2CPX042179R9999	4011617421795	808010		8/12
ZW440	2CPX042180R9999	4011617421801	808010		8/12
ZW441	2CPX042181R9999	4011617421818	808010		8/12
ZW455	2CPX039512R9999	4011617395126	704010		5/34
ZW456	2CPX039513R9999	4011617395133	704010		5/34
ZW460	2CPX073256R9999	4011617732563	701010		8/12
ZW470	2CPX073257R9999	4011617732570	701010		8/12
ZWM164	2CPX042857R9999	4011617428572	704010		7/81
ZWM165	2CPX041444R9999	4011617414445	704010		7/81
ZWM166	2CPX041445R9999	4011617414452	704010		7/81
ZWM167	2CPX041446R9999	4011617414469	704010		7/81
ZWM209	2CPX042097R9999	4011617420972	704010		7/81
ZWM210	2CPX042098R9999	4011617420989	704010		7/81
ZWM211	2CPX042099R9999	4011617420996	704010		7/81
ZWM212	2CPX042100R9999	4011617421009	704010		7/81
ZWM213	2CPX041430R9999	4011617414308	704010		7/81
ZWM214	2CPX041431R9999	4011617414315	704010		7/81
ZWM367	2CPX041432R9999	4011617414322	704010		7/81
ZWM368	2CPX041433R9999	4011617414339	704010		7/81
ZWM369	2CPX041434R9999	4011617414346	704010		7/81
ZWM370	2CPX041435R9999	4011617414353	704010		7/81
ZWM371	2CPX041436R9999	4011617414360	704010		7/81
ZWM372	2CPX041437R9999	4011617414377	704010		7/81
ZWM373	2CPX041438R9999	4011617414384	704010		7/81
ZWM374	2CPX041439R9999	4011617414391	704010		7/81
ZWM375	2CPX041440R9999	4011617414407	704010		7/81
ZWM376	2CPX041441R9999	4011617414414	704010		7/81
ZWM377	2CPX041442R9999	4011617414421	704010		7/81
ZWM378	2CPX041443R9999	4011617414438	704010		7/81
ZX2P2	2CPX062489R9999	4011617624899	701010		9/6
ZX21	2CPX039021R9999	4011617390213	701010		2/25
ZX21	2CPX039021R9999	4011617390213	701010		7/90
ZX21P30	2CPX062554R9999	4011617625544	701010		7/90
ZX22	2CPX039022R9999	4011617390220	701010		2/25
ZX22	2CPX039022R9999	4011617390220	701010		7/90
ZX22P30	2CPX062555R9999	4011617625551	701010		7/90
ZX24	2CPX068538R9999	4011617685388	706010		7/98
ZX25	2CPX068539R9999	4011617685395	706010		7/98
ZX26	2CPX068540R9999	4011617685401	706010		7/98
ZX29	2CPX061178R9999	4011617611783	703010		1/21
ZX29	2CPX061178R9999	4011617611783	703010		2/19
ZX31	2CPX039031R9999	4011617390312	701010		7/96
ZX31P10	2CPX062480R9999	4011617624806	701010		7/96
ZX34	2CPX039034R9999	4011617390343	701010		7/96
ZX34P10	2CPX062481R9999	4011617624813	701010		7/96
ZX35	2CPX060638R9999	4011617606383	706010		7/96
ZX36	2CPX060210R9999	4011617602101	701010		9/9
ZX36P10	2CPX062131R9999	4011617621317	701010		9/9
ZX37	2CPX060211R9999	4011617602118	701010		9/9
ZX37P10	2CPX062132R9999	4011617621324	701010		9/9
ZX38	2CPX060212R9999	4011617602125	701010		9/9
ZX38P10	2CPX062133R9999	4011617621331	701010		9/9
ZX39	2CPX060213R9999	4011617602132	701010		9/10
ZX39	2CPX060213R9999	4011617602132	701010		9/9
ZX39P10	2CPX062134R9999	4011617621348	701010		9/10
ZX39P10	2CPX062134R9999	4011617621348	701010		9/9
ZX40	2CPX060214R9999	4011617602149	701010		9/10
ZX40	2CPX060214R9999	4011617602149	701010		9/9
ZX40P10	2CPX062135R9999	4011617621355	701010		9/10
ZX40P10	2CPX062135R9999	4011617621355	701010		9/9
ZX41	2CPX060215R9999	4011617602156	701010		9/10
ZX41	2CPX060215R9999	4011617602156	701010		9/9
ZX41P10	2CPX062136R9999	4011617621362	701010		9/10
ZX41P10	2CPX062136R9999	4011617621362	701010		9/9
ZX42	2CPX060216R9999	4011617602163	701010		9/9
ZX42P10	2CPX062137R9999	4011617621379	701010		9/9
ZX43	2CPX060217R9999	4011617602170	701010		9/9
ZX43P10	2CPX062138R9999	4011617621386	701010		9/9

Type	Ord. No.	EAN Code	Product-code	Price	Page
ZX44	2CPX060218R9999	4011617602187	701010		9/9
ZX44P10	2CPX062139R9999	4011617621393	701010		9/9
ZX50	2CPX039050R9999	4011617390503	701010		7/101
ZX50	2CPX039050R9999	4011617390503	701010		9/8
ZX50P20	2CPX062725R9999	4011617627258	701010		7/101
ZX50P20	2CPX062725R9999	4011617627258	701010		9/8
ZX51	2CPX039051R9999	4011617390510	701010		7/101
ZX51	2CPX039051R9999	4011617390510	701010		9/8
ZX51P20	2CPX062726R9999	4011617627265	701010		7/101
ZX51P20	2CPX062726R9999	4011617627265	701010		9/8
ZX52	2CPX039052R9999	4011617390527	701010		7/101
ZX52	2CPX039052R9999	4011617390527	701010		9/8
ZX52P20	2CPX062560R9999	4011617625605	701010		7/101
ZX52P20	2CPX062560R9999	4011617625605	701010		9/8
ZX53	2CPX039053R9999	4011617390534	701010		7/101
ZX53	2CPX039053R9999	4011617390534	701010		9/8
ZX53P20	2CPX062559R9999	4011617625599	701010		7/101
ZX53P20	2CPX062559R9999	4011617625599	701010		9/8
ZX54	2CPX039054R9999	4011617390541	701010		7/101
ZX54	2CPX039054R9999	4011617390541	701010		9/8
ZX54P20	2CPX062727R9999	4011617627272	701010		7/101
ZX54P20	2CPX062727R9999	4011617627272	701010		9/8
ZX66P4	2CPX062562R9999	4011617625629	701010		7/134
ZX66P4	2CPX062562R9999	4011617625629	701010		7/86
ZX66P50	2CPX068614R9999	4011617686149	706010		7/134
ZX66P50	2CPX068614R9999	4011617686149	706010		7/86
ZX69	2CPX039069R9999	4011617390695	701010		7/55
ZX69	2CPX039069R9999	4011617390695	701010		7/82
ZX69K	2CPX039332R9999	4011617393320	701010		2/24
ZX70	2CPX039070R9999	4011617390701	701010		7/55
ZX70	2CPX039070R9999	4011617390701	701010		7/82
ZX70K	2CPX039333R9999	4011617393337	701010		2/24
ZX71	2CPX039071R9999	4011617390718	701010		7/82
ZX71K	2CPX039334R9999	4011617393344	701010		2/24
ZX72	2CPX039072R9999	4011617390725	701010		7/55
ZX72	2CPX039072R9999	4011617390725	701010		7/82
ZX72K	2CPX039335R9999	4011617393351	701010		2/24
ZX73	2CPX039073R9999	4011617390732	701010		7/82
ZX73K	2CPX039336R9999	4011617393368	701010		2/24
ZX74	2CPX039074R9999	4011617390749	701010		7/82
ZX75	2CPX039075R9999	4011617390756	701010		7/82
ZX86	2CPX039086R9999	4011617390862	701010		7/82
ZX87	2CPX039087R9999	4011617390879	701010		7/82
ZX95P2	2CPX062638R9999	4011617626381	701010		9/6
ZX101	2CPX039101R9999	4011617391012	701010		9/18
ZX102	2CPX039102R9999	4011617391029	701010		9/18
ZX103	2CPX039103R9999	4011617391036	701010		9/18
ZX104	2CPX039104R9999	4011617391043	701010		9/18
ZX128	2CPX039128R9999	4011617391289	702020		7/119
ZX128	2CPX039128R9999	4011617391289	702020		7/33
ZX129	2CPX039129R9999	4011617391296	702020		7/119
ZX129	2CPX039129R9999	4011617391296	702020		7/35
ZX131	2CPX039131R9999	4011617391319	701010		3/18
ZX139LR	2CPX039139R9999	4011617391395	704010		2/24
ZX139LR	2CPX039139R9999	4011617391395	704010		3/6
ZX146	2CPX044010R9999	4011617440109	701010		7/100
ZX146	2CPX044010R9999	4011617440109	701010		9/7
ZX146P10	2CPX062718R9999	4011617627180	701010		7/100
ZX146P10	2CPX062718R9999	4011617627180	701010		9/7
ZX147	2CPX044011R9999	4011617440116	701010		7/100
ZX147	2CPX044011R9999	4011617440116	701010		9/7
ZX147P10	2CPX062719R9999	4011617627197	701010		7/100
ZX147P10	2CPX062719R9999	4011617627197	701010		9/7
ZX148	2CPX044018R9999	4011617440185	701010		7/119
ZX148	2CPX044018R9999	4011617440185	701010		7/31
ZX149	2CPX044019R9999	4011617440192	701010		7/101
ZX149	2CPX044019R9999	4011617440192	701010		9/8
ZX149P10	2CPX062720R9999	4011617627203	701010		7/101
ZX149P10	2CPX062720R9999	4011617627203	701010		9/8
ZX150	2CPX044016R9999	4011617440161	701010		9/10

Index

Type	Ord. No.	EAN Code	Product-code	Price	Page
ZX151	2CPX044006R9999	4011617440062	701010		7/100
ZX151	2CPX044006R9999	4011617440062	701010		9/7
ZX151P10	2CPX062721R9999	4011617627210	701010		7/100
ZX151P10	2CPX062721R9999	4011617627210	701010		9/7
ZX152	2CPX044007R9999	4011617440079	701010		9/9
ZX153	2CPX044008R9999	4011617440086	701010		9/9
ZX154	2CPX044014R9999	4011617440147	701010		9/14
ZX154P84	2CPX062101R9999	4011617621010	701010		9/14
ZX155	2CPX044012R9999	4011617440123	701010		9/14
ZX155P66	2CPX062102R9999	4011617621027	701010		9/14
ZX156	2CPX044013R9999	4011617440130	701010		9/14
ZX156P42	2CPX062103R9999	4011617621034	701010		9/14
ZX157	2CPX044009R9999	4011617440093	701010		7/100
ZX157	2CPX044009R9999	4011617440093	701010		9/7
ZX157P10	2CPX062722R9999	4011617627227	701010		7/100
ZX157P10	2CPX062722R9999	4011617627227	701010		9/7
ZX158	2CPX060208R9999	4011617602088	701010		7/100
ZX158	2CPX060208R9999	4011617602088	701010		9/7
ZX158P10	2CPX062723R9999	4011617627234	701010		7/100
ZX158P10	2CPX062723R9999	4011617627234	701010		9/7
ZX172	2CPX060232R9999	4011617602323	701010		7/100
ZX172	2CPX060232R9999	4011617602323	701010		9/6
ZX172	2CPX060232R9999	4011617602323	701010		9/7
ZX172P10	2CPX062724R9999	4011617627241	701010		7/100
ZX172P10	2CPX062724R9999	4011617627241	701010		9/6
ZX172P10	2CPX062724R9999	4011617627241	701010		9/7
ZX173	2CPX044020R9999	4011617440208	701010		9/14
ZX173P10	2CPX062104R9999	4011617621041	701010		9/14
ZX174	2CPX044021R9999	4011617440215	701010		9/14
ZX174P10	2CPX062105R9999	4011617621058	701010		9/14
ZX175	2CPX044022R9999	4011617440222	701010		9/14
ZX175P10	2CPX062106R9999	4011617621065	701010		9/14
ZX176	2CPX044023R9999	4011617440239	701010		9/14
ZX176P10	2CPX062107R9999	4011617621072	701010		9/14
ZX177	2CPX044026R9999	4011617440253	701010		9/14
ZX177P10	2CPX062108R9999	4011617621089	701010		9/14
ZX178	2CPX044027R9999	4011617440277	701010		9/14
ZX178P10	2CPX062109R9999	4011617621096	701010		9/14
ZX180	2CPX044028R9999	4011617440260	701010		9/14
ZX180P10	2CPX062110R9999	4011617621102	701010		9/14
ZX181	2CPX044035R9999	4011617440352	701010		9/15
ZX181P10	2CPX062111R9999	4011617621119	701010		9/15
ZX182	2CPX044036R9999	4011617440369	701010		9/15
ZX182P10	2CPX062112R9999	4011617621126	701010		9/15
ZX183	2CPX044037R9999	4011617440376	701010		9/15
ZX183P10	2CPX062113R9999	4011617621133	701010		9/15
ZX184	2CPX044038R9999	4011617440383	701010		9/15
ZX184P10	2CPX062114R9999	4011617621140	701010		9/15
ZX186	2CPX044040R9999	4011617440406	701010		9/15
ZX186P10	2CPX062115R9999	4011617621157	701010		9/15
ZX188	2CPX044042R9999	4011617440420	701010		9/15
ZX188P10	2CPX062116R9999	4011617621164	701010		9/15
ZX190	2CPX044153R9999	4011617441533	701010		9/15
ZX192	2CPX044028R9999	4011617440284	701010		9/10
ZX192P10	2CPX062117R9999	4011617621171	701010		9/10
ZX193	2CPX044029R9999	4011617440291	701010		9/10
ZX193P10	2CPX062118R9999	4011617621188	701010		9/10
ZX194	2CPX044030R9999	4011617440307	701010		9/10
ZX194P10	2CPX062119R9999	4011617621195	701010		9/10
ZX195	2CPX060240R9999	4011617602408	701010		9/16
ZX196	2CPX060241R9999	4011617602415	701010		9/16
ZX197	2CPX060242R9999	4011617602422	701010		9/11
ZX197	2CPX060242R9999	4011617602422	701010		9/16
ZX197P10	2CPX062120R9999	4011617621201	701010		9/11
ZX197P10	2CPX062120R9999	4011617621201	701010		9/16
ZX198	2CPX060243R9999	4011617602439	701010		9/11
ZX198	2CPX060243R9999	4011617602439	701010		9/16
ZX198P10	2CPX062121R9999	4011617621218	701010		9/11
ZX198P10	2CPX062121R9999	4011617621218	701010		9/16
ZX199	2CPX060244R9999	4011617602446	701010		9/16

Type	Ord. No.	EAN Code	Product-code	Price	Page
ZX199P10	2CPX062122R9999	4011617621225	701010		9/16
ZX200	2CPX060245R9999	4011617602453	701010		9/16
ZX200P10	2CPX062123R9999	4011617621232	701010		9/16
ZX201	2CPX060246R9999	4011617602460	701010		9/16
ZX201P10	2CPX062124R9999	4011617621249	701010		9/16
ZX202	2CPX060247R9999	4011617602477	701010		9/16
ZX202P10	2CPX062125R9999	4011617621256	701010		9/16
ZX206P4	2CPX062491R9999	4011617624912	704010		3/4
ZX209	2CPX060629R9999	4011617606291	701010		9/15
ZX210	2CPX060630R9999	4011617606307	701010		9/15
ZX210P10	2CPX062126R9999	4011617621263	701010		9/15
ZX211	2CPX060631R9999	4011617606314	701010		9/15
ZX211P10	2CPX062127R9999	4011617621270	701010		9/15
ZX212	2CPX060632R9999	4011617606321	701010		9/15
ZX212P10	2CPX062128R9999	4011617621287	701010		9/15
ZX213	2CPX060633R9999	4011617606338	701010		9/15
ZX213P10	2CPX062129R9999	4011617621294	701010		9/15
ZX214	2CPX060634R9999	4011617606345	701010		9/15
ZX214P10	2CPX062130R9999	4011617621300	701010		9/15
ZX219P10	2CPX060637R9999	4011617606376	701010		9/15
ZX219P250	2CPX062659R9999	4011617626596	701010		9/15
ZX221P2	2CPX062492R9999	4011617624929	705010		5/41
ZX221P40	2CPX062557R9999	4011617625575	701010		5/41
ZX222P2	2CPX062493R9999	4011617624936	705010		5/41
ZX222P40	2CPX062558R9999	4011617625582	701010		5/41
ZX226P10	2CPX062494R9999	4011617624943	701010		5/41
ZX226P10	2CPX062494R9999	4011617624943	701010		7/102
ZX227P10	2CPX062495R9999	4011617624950	701010		5/41
ZX227P10	2CPX062495R9999	4011617624950	701010		7/102
ZX228P10	2CPX062496R9999	4011617624967	701010		5/41
ZX228P10	2CPX062496R9999	4011617624967	701010		7/102
ZX229P10	2CPX062497R9999	4011617624974	701010		5/41
ZX229P10	2CPX062497R9999	4011617624974	701010		7/102
ZX230P10	2CPX062498R9999	4011617624981	701010		5/41
ZX230P10	2CPX062498R9999	4011617624981	701010		7/102
ZX231P10	2CPX062499R9999	4011617624998	701010		5/41
ZX231P10	2CPX062499R9999	4011617624998	701010		7/102
ZX232P10	2CPX062500R9999	4011617625001	701010		5/41
ZX232P10	2CPX062500R9999	4011617625001	701010		7/102
ZX233P10	2CPX062501R9999	4011617625018	701010		5/41
ZX233P10	2CPX062501R9999	4011617625018	701010		7/102
ZX234P10	2CPX062502R9999	4011617625025	701010		5/41
ZX234P10	2CPX062502R9999	4011617625025	701010		7/102
ZX234P10	2CPX062502R9999	4011617625025	701010		9/15
ZX235P10	2CPX062639R9999	4011617626398	701010		5/41
ZX235P10	2CPX062639R9999	4011617626398	701010		7/102
ZX248P10	2CPX062509R9999	4011617625094	701010		5/41
ZX248P10	2CPX062509R9999	4011617625094	701010		7/102
ZX249P10	2CPX062510R9999	4011617625100	701010		5/41
ZX249P10	2CPX062510R9999	4011617625100	701010		7/102
ZX250P10	2CPX062511R9999	4011617625117	701010		5/41
ZX250P10	2CPX062511R9999	4011617625117	701010		7/102
ZX252P10	2CPX062512R9999	4011617625124	701010		5/41
ZX254P10	2CPX062513R9999	4011617625131	701010		5/41
ZX255P10	2CPX062514R9999	4011617625148	701010		5/41
ZX256P10	2CPX062515R9999	4011617625155	701010		7/102
ZX257P20	2CPX068588R9999	4011617685883	701010		7/103
ZX258P10	2CPX062516R9999	4011617625162	701010		7/103
ZX259P20	2CPX068589R9999	4011617685890	701010		7/103
ZX260P10	2CPX062517R9999	4011617625179	701010		7/103
ZX261P10	2CPX062518R9999	4011617625186	701010		7/103
ZX262P10	2CPX062519R9999	4011617625193	701010		5/41
ZX263P10	2CPX062520R9999	4011617625209	701010		5/41
ZX263P10	2CPX062520R9999	4011617625209	701010		7/103
ZX264P10	2CPX062521R9999	4011617625216	701010		5/41
ZX264P10	2CPX062521R9999	4011617625216	701010		7/103
ZX265P10	2CPX062522R9999	4011617625223	701010		5/41
ZX265P10	2CPX062522R9999	4011617625223	701010		7/103
ZX270P10	2CPX062527R9999	4011617625278	701010		7/103
ZX273P4	2CPX064153R9999	4011617641537	701010		7/103

Index

Type	Ord. No.	EAN Code	Product-code	Price	Page
ZX283P10	2CPX060281R9999	4011617602811	701010		7/103
ZX285P10	2CPX062533R9999	4011617625339	701010		9/11
ZX285P10	2CPX062533R9999	4011617625339	701010		9/16
ZX287P10	2CPX061180R9999	4011617611806	703010		1/21
ZX287P10	2CPX061180R9999	4011617611806	703010		2/19
ZX290P10	2CPX062536R9999	4011617625360	701010		9/11
ZX290P10	2CPX062536R9999	4011617625360	701010		9/16
ZX295P10	2CPX062539R9999	4011617625391	701010		9/11
ZX295P10	2CPX062539R9999	4011617625391	701010		9/16
ZX297P10	2CPX062541R9999	4011617625414	701010		5/42
ZX297P10	2CPX062541R9999	4011617625414	701010		5/43
ZX297P10	2CPX062541R9999	4011617625414	701010		7/96
ZX298P10	2CPX062542R9999	4011617625421	701010		7/96
ZX299P10	2CPX060639R9999	4011617606390	706010		7/96
ZX304	2CPX060294R9999	4011617602941	701010		7/98
ZX305	2CPX060295R9999	4011617602958	701010		7/98
ZX321LR	2CPX064160R9999	4011617641605	701010		7/92
ZX322	2CPX064159R9999	4011617641599	701010		7/94
ZX333	2CPX064163R9999	4011617641636	701010		7/94
ZX334	2CPX064166R9999	4011617641667	701010		7/92
ZX342	2CPX062661R9999	4011617626619	701010		7/92
ZX343	2CPX064152R9999	4011617641520	701010		7/92
ZX350	2CPX061350R9999	4011617613503	711010		2/26
ZX350	2CPX061350R9999	4011617613503	711010		7/99
ZX350	2CPX061350R9999	4011617613503	711010		9/18
ZX351	2CPX061351R9999	4011617613510	711010		7/99
ZX351	2CPX061351R9999	4011617613510	711010		9/18
ZX352	2CPX061352R9999	4011617613527	711010		7/99
ZX352	2CPX061352R9999	4011617613527	711010		9/18
ZX353	2CPX061353R9999	4011617613534	711010		7/99
ZX353	2CPX061353R9999	4011617613534	711010		9/18
ZX354	2CPX061354R9999	4011617613541	711010		7/99
ZX354	2CPX061354R9999	4011617613541	711010		9/18
ZX355	2CPX061355R9999	4011617613558	711010		7/99
ZX355	2CPX061355R9999	4011617613558	711010		9/18
ZX356	2CPX061356R9999	4011617613565	711010		7/99
ZX356	2CPX061356R9999	4011617613565	711010		9/19
ZX357	2CPX061357R9999	4011617613572	711010		7/99
ZX357	2CPX061357R9999	4011617613572	711010		9/19
ZX358	2CPX061358R9999	4011617613589	711010		9/19
ZX359	2CPX061359R9999	4011617613596	711010		9/19
ZX360	2CPX061360R9999	4011617613602	711010		9/19
ZX361	2CPX061361R9999	4011617613619	711010		9/19
ZX362	2CPX061362R9999	4011617613626	711010		7/99
ZX362	2CPX061362R9999	4011617613626	711010		9/18
ZX363	2CPX061363R9999	4011617613633	711010		7/99
ZX363	2CPX061363R9999	4011617613633	711010		9/18
ZX364	2CPX061364R9999	4011617613640	711010		7/99
ZX364	2CPX061364R9999	4011617613640	711010		9/18
ZX365	2CPX061365R9999	4011617613657	711010		7/99
ZX365	2CPX061365R9999	4011617613657	711010		9/18
ZX366	2CPX061366R9999	4011617613664	711010		7/99
ZX366	2CPX061366R9999	4011617613664	711010		9/18
ZX367	2CPX061367R9999	4011617613671	711010		7/99
ZX367	2CPX061367R9999	4011617613671	711010		9/18
ZX371	2CPX068076R9999	4011617680765	706010		2/25
ZX371	2CPX068076R9999	4011617680765	706010		7/90
ZX372P2	2CPX062544R9999	4011617625445	706010		7/90
ZX378P20	2CPX062547R9999	4011617625476	706010		7/98
ZX379	2CPX068084R9999	4011617680840	706010		7/98
ZX380	2CPX068085R9999	4011617680857	706010		7/98
ZX381	2CPX068086R9999	4011617680864	706010		7/98
ZX382	2CPX068186R9999	4011617681861	701010		7/98
ZX387	2CPX068092R9999	4011617680925	701010		7/100
ZX387	2CPX068092R9999	4011617680925	701010		9/6
ZX389	2CPX068190R9999	4011617681908	706010		2/25
ZX389	2CPX068190R9999	4011617681908	706010		7/90
ZX390	2CPX068560R9999	4011617685609	701010		7/98
ZX391	2CPX068561R9999	4011617685616	701010		7/98
ZX399	2CPX062669R9999	4011617626695	701010		8/12

Type	Ord. No.	EAN Code	Product-code	Price	Page
ZX400	2CPX061400R9999	4011617614005	711010		2/26
ZX400	2CPX061400R9999	4011617614005	711010		7/99
ZX400	2CPX061400R9999	4011617614005	711010		9/18
ZX401	2CPX061401R9999	4011617614012	711010		2/26
ZX401	2CPX061401R9999	4011617614012	711010		7/99
ZX401	2CPX061401R9999	4011617614012	711010		9/18
ZX402	2CPX061402R9999	4011617614029	711010		2/26
ZX402	2CPX061402R9999	4011617614029	711010		7/99
ZX402	2CPX061402R9999	4011617614029	711010		9/18
ZX403	2CPX061403R9999	4011617614036	711010		7/99
ZX403	2CPX061403R9999	4011617614036	711010		9/18
ZX404	2CPX061404R9999	4011617614043	711010		7/99
ZX404	2CPX061404R9999	4011617614043	711010		9/18
ZX405	2CPX061405R9999	4011617614050	711010		7/99
ZX405	2CPX061405R9999	4011617614050	711010		9/18
ZX406	2CPX061406R9999	4011617614067	711010		7/99
ZX406	2CPX061406R9999	4011617614067	711010		9/18
ZX407	2CPX061407R9999	4011617614074	711010		7/99
ZX407	2CPX061407R9999	4011617614074	711010		9/18
ZX408	2CPX061408R9999	4011617614081	711010		7/99
ZX408	2CPX061408R9999	4011617614081	711010		9/18
ZX409	2CPX061409R9999	4011617614098	711010		7/99
ZX409	2CPX061409R9999	4011617614098	711010		9/18
ZX410	2CPX061410R9999	4011617614104	711010		7/99
ZX410	2CPX061410R9999	4011617614104	711010		9/18
ZX411	2CPX061411R9999	4011617614111	711010		7/99
ZX411	2CPX061411R9999	4011617614111	711010		9/18
ZX412	2CPX061412R9999	4011617614128	711010		7/99
ZX412	2CPX061412R9999	4011617614128	711010		9/19
ZX413	2CPX061413R9999	4011617614135	711010		7/99
ZX413	2CPX061413R9999	4011617614135	711010		9/19
ZX414	2CPX061414R9999	4011617614142	711010		7/99
ZX414	2CPX061414R9999	4011617614142	711010		9/19
ZX415	2CPX061415R9999	4011617614159	711010		7/99
ZX415	2CPX061415R9999	4011617614159	711010		9/19
ZX416	2CPX061416R9999	4011617614166	711010		7/99
ZX416	2CPX061416R9999	4011617614166	711010		9/19
ZX417	2CPX061417R9999	4011617614173	711010		7/99
ZX417	2CPX061417R9999	4011617614173	711010		9/19
ZX418	2CPX061418R9999	4011617614180	711010		9/19
ZX419	2CPX061419R9999	4011617614197	711010		9/19
ZX420	2CPX061420R9999	4011617614203	711010		9/19
ZX421	2CPX061421R9999	4011617614210	711010		9/19
ZX422	2CPX061422R9999	4011617614227	711010		9/19
ZX423	2CPX061423R9999	4011617614234	711010		9/19
ZX424	2CPX061424R9999	4011617614241	711010		9/19
ZX425	2CPX061425R9999	4011617614258	711010		9/19
ZX426	2CPX061426R9999	4011617614265	711010		9/19
ZX427	2CPX061427R9999	4011617614272	711010		9/19
ZX428	2CPX061428R9999	4011617614289	711010		9/19
ZX429	2CPX061429R9999	4011617614296	711010		9/19
ZX440	2CPX039570R9999	4011617395706	704010		2/22
ZX440	2CPX039570R9999	4011617395706	704010		3/19
ZX440	2CPX039570R9999	4011617395706	704010		3/6
ZX441	2CPX039571R9999	4011617395713	704010		2/22
ZX441	2CPX039571R9999	4011617395713	704010		3/19
ZX441	2CPX039571R9999	4011617395713	704010		3/6
ZX442	2CPX039572R9999	4011617395720	704010		2/22
ZX442	2CPX039572R9999	4011617395720	704010		3/19
ZX442	2CPX039572R9999	4011617395720	704010		3/6
ZX443	2CPX039573R9999	4011617395737	704010		2/22
ZX443	2CPX039573R9999	4011617395737	704010		3/19
ZX443	2CPX039573R9999	4011617395737	704010		3/6
ZX444	2CPX039574R9999	4011617395744	704010		3/19
ZX444	2CPX039574R9999	4011617395744	704010		3/6
ZX445	2CPX039575R9999	4011617395751	704010		3/19
ZX445	2CPX039575R9999	4011617395751	704010		3/6
ZX454	2CPX039199R9999	4011617391999	704010		3/4
ZX455	2CPX039192R9999	4011617391920	704010		3/4
ZX456	2CPX039586R9999	4011617395867	704010		2/22

Index

Type	Ord. No.	EAN Code	Product-code	Price	Page
ZX456	2CPX039586R9999	4011617395867	704010		3/18
ZX456	2CPX039586R9999	4011617395867	704010		3/4
ZX457	2CPX039587R9999	4011617395874	704010		2/22
ZX457	2CPX039587R9999	4011617395874	704010		3/18
ZX457	2CPX039587R9999	4011617395874	704010		3/4
ZX458	2CPX039588R9999	4011617395881	704010		2/22
ZX458	2CPX039588R9999	4011617395881	704010		3/18
ZX458	2CPX039588R9999	4011617395881	704010		3/4
ZX459	2CPX039589R9999	4011617395898	704010		2/22
ZX459	2CPX039589R9999	4011617395898	704010		3/18
ZX459	2CPX039589R9999	4011617395898	704010		3/4
ZX460	2CPX039590R9999	4011617395904	704010		3/18
ZX460	2CPX039590R9999	4011617395904	704010		3/4
ZX461	2CPX039591R9999	4011617395911	704010		3/18
ZX461	2CPX039591R9999	4011617395911	704010		3/4
ZX464	2CPX039596R9999	4011617395966	704010		2/25
ZX464	2CPX039596R9999	4011617395966	704010		3/6
ZX469	2CPX039541R9999	4011617395416	701010		7/84
ZX470	2CPX039542R9999	4011617395423	701010		7/84
ZX471	2CPX039543R9999	4011617395430	701010		7/84
ZX472	2CPX039544R9999	4011617395447	701010		7/84
ZX473	2CPX039545R9999	4011617395454	701010		7/84
ZX474	2CPX039546R9999	4011617395461	701010		7/84
ZX475	2CPX039547R9999	4011617395478	701010		7/84
ZX479	2CPX039549R9999	4011617395492	701010		7/84
ZX480	2CPX039550R9999	4011617395508	701010		7/84
ZX481	2CPX039551R9999	4011617395515	701010		7/84
ZX482	2CPX039552R9999	4011617395522	701010		7/84
ZX483	2CPX039553R9999	4011617395539	701010		7/84
ZX484	2CPX039554R9999	4011617395546	701010		7/84
ZX485	2CPX039555R9999	4011617395553	701010		7/84
ZX497	2CPX039563R9999	4011617395638	701010		7/84
ZX498	2CPX039564R9999	4011617395645	701010		7/84
ZX502	2CPX039567R9999	4011617395676	701010		7/84
ZX503	2CPX039568R9999	4011617395683	701010		7/84
ZX518	2CPX067805R9999	4011617678052	701010		2/26
ZX518	2CPX067805R9999	4011617678052	701010		7/101
ZX518	2CPX067805R9999	4011617678052	701010		9/8
ZX518P10	2CPX062551R9999	4011617625513	701010		2/26
ZX518P10	2CPX062551R9999	4011617625513	701010		7/101
ZX518P10	2CPX062551R9999	4011617625513	701010		9/8
ZX519	2CPX062687R9999	4011617626879	701010		7/101
ZX519	2CPX062687R9999	4011617626879	701010		9/8
ZX519P10	2CPX062686R9999	4011617626862	701010		7/101
ZX519P10	2CPX062686R9999	4011617626862	701010		9/8
ZX520	2CPX067861R9999	4011617678618	701010		7/100
ZX520	2CPX067861R9999	4011617678618	701010		9/9
ZX520P10	2CPX062552R9999	4011617625520	701010		7/100
ZX520P10	2CPX062552R9999	4011617625520	701010		9/9
ZX522	2CPX067909R9999	4011617679097	701010		7/100
ZX522	2CPX067909R9999	4011617679097	701010		9/9
ZX522P10	2CPX062553R9999	4011617625537	701010		7/100
ZX522P10	2CPX062553R9999	4011617625537	701010		9/9
ZX523	2CPX068553R9999	4011617685531	701010		7/100
ZX561	2CPX068732R9999	4011617687320	701010		9/8
ZX561P10	2CPX068733R9999	4011617687337	701010		9/8
ZX563	2CPX068735R9999	4011617687351	701010		9/8
ZX563P10	2CPX068736R9999	4011617687368	701010		9/8
ZX574	2CPX068781R9999	4011617687818	701010		7/98
ZX579	2CPX044031R9999	4011617440314	701010		9/14
ZX579P10	2CPX062140R9999	4011617621409	701010		9/14
ZX580	2CPX044032R9999	4011617440321	701010		9/14
ZX580P10	2CPX062141R9999	4011617621416	701010		9/14
ZX605	2CPX067776R9999	4011617677765	704020		7/97
ZX606	2CPX067777R9999	4011617677772	704020		7/97
ZX607	2CPX064154R9999	4011617641544	701010		7/97
ZX636	2CPX021878R9999	4011617218784	713010		9/12
ZX637	2CPX023408R9999	4011617234081	713010		9/12
ZX638	2CPX021823R9999	4011617218234	713010		9/12
ZX638P20	2CPX021824R9999	4011617218241	713010		9/12

Type	Ord. No.	EAN Code	Product-code	Price	Page
ZX640	2CPX046077R9999	4011617460770	701010		9/12
ZX640P20	2CPX062142R9999	4011617621423	701010		9/12
ZX641	2CPX046078R9999	4011617460787	701010		9/12
ZX641P20	2CPX062143R9999	4011617621430	701010		9/12
ZX642	2CPX046079R9999	4011617460794	701010		9/12
ZX642P20	2CPX062144R9999	4011617621447	701010		9/12
ZX643	2CPX046080R9999	4011617460800	701010		9/12
ZX643P20	2CPX062145R9999	4011617621454	701010		9/12
ZX644	2CPX046081R9999	4011617460817	701010		9/12
ZX644P20	2CPX046600R9999	4011617466000	711010		9/12
ZX645	2CPX046082R9999	4011617460824	701010		9/12
ZX645P20	2CPX046601R9999	4011617466017	711010		9/12
ZX646	2CPX046083R9999	4011617460831	701010		9/12
ZX646P20	2CPX046602R9999	4011617466024	711010		9/12
ZX647	2CPX046084R9999	4011617460848	701010		9/12
ZX647P20	2CPX046603R9999	4011617466031	711010		9/12
ZX650	2CPX046087R9999	4011617460879	701010		9/13
ZX650P10	2CPX062146R9999	4011617621461	701010		9/13
ZX651	2CPX046088R9999	4011617460886	701010		9/13
ZX651P10	2CPX062147R9999	4011617621478	701010		9/13
ZX652	2CPX046089R9999	4011617460893	701010		9/13
ZX652P10	2CPX062148R9999	4011617621485	701010		9/13
ZX653	2CPX046090R9999	4011617460909	701010		9/13
ZX653P10	2CPX062149R9999	4011617621492	701010		9/13
ZX654	2CPX046091R9999	4011617460916	701010		9/13
ZX654P10	2CPX062150R9999	4011617621508	701010		9/13
ZX655	2CPX046092R9999	4011617460923	701010		9/13
ZX655P10	2CPX062151R9999	4011617621515	701010		9/13
ZX656	2CPX046093R9999	4011617460930	701010		9/13
ZX656P20	2CPX046302R9999	4011617463023	711010		9/13
ZX657	2CPX046094R9999	4011617460947	701010		9/13
ZX657P20	2CPX046303R9999	4011617463030	711010		9/13
ZX658P10	2CPX046095R9999	4011617460954	713010		5/38
ZX659P10	2CPX046096R9999	4011617460961	713010		5/38
ZX660P10	2CPX046097R9999	4011617460978	713010		5/38
ZX661P10	2CPX046098R9999	4011617460985	713010		5/38
ZX662P10	2CPX046249R9999	4011617462491	704010		5/38
ZX664	2CPX046086R9999	4011617460862	701010		9/13
ZX810	2CPX010675R9999	4011617106753	710010		7/83
ZX811	2CPX010676R9999	4011617106760	710010		7/83
ZX812	2CPX010677R9999	4011617106777	710010		7/83
ZX813	2CPX010678R9999	4011617106784	710010		7/83
ZX814	2CPX010679R9999	4011617106791	710010		7/83
ZX815	2CPX010680R9999	4011617106807	710010		7/83
ZX816	2CPX010681R9999	4011617106814	710010		7/83
ZX817	2CPX010682R9999	4011617106821	710010		7/83
ZX820	2CPX010683R9999	4011617106838	710010		7/83
ZX821	2CPX010684R9999	4011617106845	710010		7/83
ZX822	2CPX010685R9999	4011617106852	710010		7/83
ZX823	2CPX010686R9999	4011617106869	710010		7/83
ZX824	2CPX010687R9999	4011617106876	710010		7/83
ZX825	2CPX010688R9999	4011617106883	710010		7/83
ZX826	2CPX010689R9999	4011617106890	710010		7/83
ZX827	2CPX010690R9999	4011617106906	710010		7/83
ZX830	2CPX010691R9999	4011617106913	710010		7/83
ZX831	2CPX010692R9999	4011617106920	710010		7/83
ZX832	2CPX010693R9999	4011617106937	710010		7/83
ZX833	2CPX010694R9999	4011617106944	710010		7/83
ZX834	2CPX010695R9999	4011617106951	710010		7/83
ZX835	2CPX010696R9999	4011617106968	710010		7/83
ZX836	2CPX010697R9999	4011617106975	710010		7/83
ZX837	2CPX010698R9999	4011617106982	710010		7/83
ZX840	2CPX010699R9999	4011617106999	710010		7/83
ZX841	2CPX010700R9999	4011617107002	710010		7/83
ZX842	2CPX010701R9999	4011617107019	710010		7/83
ZX910P10	2CPX060203R9999	4011617602033	701010		7/103
ZX912P10	2CPX060204R9999	4011617602040	701010		7/103
ZX915P10	2CPX060205R9999	4011617602057	701010		7/103
ZX1001	2CPX041870R9999	4011617418702	711010		7/24
ZX1001	2CPX041870R9999	4011617418702	711010		7/27

Index

Type	Ord. No.	EAN Code	Product-code	Price	Page
ZX1002	2CPX041871R9999	4011617418719	711010		7/24
ZX1002	2CPX041871R9999	4011617418719	711010		7/27
ZX1003	2CPX041872R9999	4011617418726	711010		7/24
ZX1003	2CPX041872R9999	4011617418726	711010		7/27
ZX1004	2CPX041873R9999	4011617418733	711010		7/24
ZX1004	2CPX041873R9999	4011617418733	711010		7/27
ZX1005	2CPX041874R9999	4011617418740	711010		7/24
ZX1005	2CPX041874R9999	4011617418740	711010		7/27
ZX1006	2CPX042800R9999	4011617428008	711010		7/24
ZX1006	2CPX042800R9999	4011617428008	711010		7/27
ZX1013	2CPX041882R9999	4011617418825	711010		7/24
ZX1013	2CPX041882R9999	4011617418825	711010		7/27
ZX1014	2CPX041883R9999	4011617418832	711010		7/24
ZX1014	2CPX041883R9999	4011617418832	711010		7/27
ZX1015	2CPX041884R9999	4011617418849	711010		7/24
ZX1015	2CPX041884R9999	4011617418849	711010		7/27
ZX1016	2CPX041885R9999	4011617418856	711010		7/24
ZX1016	2CPX041885R9999	4011617418856	711010		7/27
ZX1017	2CPX041886R9999	4011617418863	711010		7/24
ZX1017	2CPX041886R9999	4011617418863	711010		7/27
ZX1018	2CPX042801R9999	4011617428015	711010		7/24
ZX1018	2CPX042801R9999	4011617428015	711010		7/27
ZX1019	2CPX041888R9999	4011617418887	711010		7/24
ZX1019	2CPX041888R9999	4011617418887	711010		7/27
ZX1020	2CPX041889R9999	4011617418894	711010		7/24
ZX1020	2CPX041889R9999	4011617418894	711010		7/27
ZX1021	2CPX041890R9999	4011617418900	711010		7/24
ZX1021	2CPX041890R9999	4011617418900	711010		7/27
ZX1022	2CPX041891R9999	4011617418917	711010		7/24
ZX1022	2CPX041891R9999	4011617418917	711010		7/27
ZX1023	2CPX041892R9999	4011617418924	711010		7/24
ZX1023	2CPX041892R9999	4011617418924	711010		7/27
ZX1024	2CPX042802R9999	4011617428022	711010		7/24
ZX1024	2CPX042802R9999	4011617428022	711010		7/27
ZX1032	2CPX041901R9999	4011617419013	711010		7/44
ZX1032	2CPX041901R9999	4011617419013	711010		7/76
ZX1033	2CPX041902R9999	4011617419020	711010		7/44
ZX1033	2CPX041902R9999	4011617419020	711010		7/76
ZX1034	2CPX041903R9999	4011617419037	711010		7/44
ZX1034	2CPX041903R9999	4011617419037	711010		7/76
ZX1035	2CPX041904R9999	4011617419044	711010		7/44
ZX1035	2CPX041904R9999	4011617419044	711010		7/76
ZX1040	2CPX041906R9999	4011617419068	711010		7/64
ZX1040	2CPX041906R9999	4011617419068	711010		7/68
ZX1040	2CPX041906R9999	4011617419068	711010		7/72
ZX1041	2CPX041907R9999	4011617419075	711010		7/64
ZX1041	2CPX041907R9999	4011617419075	711010		7/68
ZX1041	2CPX041907R9999	4011617419075	711010		7/72
ZX1041	2CPX041907R9999	4011617419075	711010		7/73
ZX1042	2CPX041908R9999	4011617419082	711010		7/64
ZX1042	2CPX041908R9999	4011617419082	711010		7/68
ZX1042	2CPX041908R9999	4011617419082	711010		7/72
ZX1042	2CPX041908R9999	4011617419082	711010		7/73
ZX1043	2CPX041909R9999	4011617419099	711010		7/64

Type	Ord. No.	EAN Code	Product-code	Price	Page
ZX1052	2CPX041918R9999	4011617419181	711010		7/64
ZX1052	2CPX041918R9999	4011617419181	711010		7/68
ZX1052	2CPX041918R9999	4011617419181	711010		7/72
ZX1053	2CPX041919R9999	4011617419198	711010		7/64
ZX1053	2CPX041919R9999	4011617419198	711010		7/68
ZX1053	2CPX041919R9999	4011617419198	711010		7/72
ZX1054	2CPX041920R9999	4011617419204	711010		7/64
ZX1054	2CPX041920R9999	4011617419204	711010		7/68
ZX1054	2CPX041920R9999	4011617419204	711010		7/72
ZX1055	2CPX041921R9999	4011617419211	711010		7/64
ZX1055	2CPX041921R9999	4011617419211	711010		7/68
ZX1055	2CPX041921R9999	4011617419211	711010		7/72
ZX1056	2CPX041922R9999	4011617419228	711010		7/64
ZX1056	2CPX041922R9999	4011617419228	711010		7/68
ZX1056	2CPX041922R9999	4011617419228	711010		7/72
ZX1058	2CPX041924R9999	4011617419242	711010		7/65
ZX1058	2CPX041924R9999	4011617419242	711010		7/68
ZX1058	2CPX041924R9999	4011617419242	711010		7/72
ZX1059	2CPX041925R9999	4011617419259	711010		7/65
ZX1059	2CPX041925R9999	4011617419259	711010		7/68
ZX1059	2CPX041925R9999	4011617419259	711010		7/72
ZX1060	2CPX041926R9999	4011617419266	711010		7/65
ZX1060	2CPX041926R9999	4011617419266	711010		7/68
ZX1060	2CPX041926R9999	4011617419266	711010		7/72
ZX1061	2CPX041927R9999	4011617419273	711010		7/65
ZX1061	2CPX041927R9999	4011617419273	711010		7/68
ZX1061	2CPX041927R9999	4011617419273	711010		7/72
ZX1062	2CPX041928R9999	4011617419280	711010		7/65
ZX1062	2CPX041928R9999	4011617419280	711010		7/68
ZX1062	2CPX041928R9999	4011617419280	711010		7/72
ZX1064	2CPX041930R9999	4011617419303	711010		7/65
ZX1064	2CPX041930R9999	4011617419303	711010		7/74
ZX1065	2CPX041931R9999	4011617419310	711010		7/65
ZX1065	2CPX041931R9999	4011617419310	711010		7/74
ZX1066	2CPX041932R9999	4011617419327	711010		7/65
ZX1066	2CPX041932R9999	4011617419327	711010		7/74
ZX1067	2CPX041933R9999	4011617419334	711010		7/65
ZX1067	2CPX041933R9999	4011617419334	711010		7/74
ZX1068	2CPX041934R9999	4011617419341	711010		7/65
ZX1068	2CPX041934R9999	4011617419341	711010		7/74
ZX1070	2CPX041936R9999	4011617419365	711010		7/66
ZX1070	2CPX041936R9999	4011617419365	711010		7/74
ZX1071	2CPX041937R9999	4011617419372	711010		7/66
ZX1071	2CPX041937R9999	4011617419372	711010		7/74
ZX1072	2CPX041938R9999	4011617419389	711010		7/66
ZX1072	2CPX041938R9999	4011617419389	711010		7/74
ZX1073	2CPX041939R9999	4011617419396	711010		7/66
ZX1073	2CPX041939R9999	4011617419396	711010		7/74
ZX1074	2CPX041940R9999	4011617419402	711010		7/66
ZX1074	2CPX041940R9999	4011617419402	711010		7/74
ZX1080	2CPX041942R9999	4011617419426	711010		7/64
ZX1080	2CPX041942R9999	4011617419426	711010		7/67
ZX1080	2CPX041942R9999	4011617419426	711010		7/68
ZX1080	2CPX041942R9999	4011617419426	711010		7/71

Index

Type	Ord. No.	EAN Code	Product-code	Price	Page
ZX1083	2CPX041945R9999	4011617419457	711010		7/71
ZX1083	2CPX041945R9999	4011617419457	711010		7/72
ZX1083	2CPX041945R9999	4011617419457	711010		7/73
ZX1084	2CPX041946R9999	4011617419464	711010		7/64
ZX1084	2CPX041946R9999	4011617419464	711010		7/67
ZX1084	2CPX041946R9999	4011617419464	711010		7/68
ZX1084	2CPX041946R9999	4011617419464	711010		7/71
ZX1084	2CPX041946R9999	4011617419464	711010		7/72
ZX1084	2CPX041946R9999	4011617419464	711010		7/73
ZX1086	2CPX041948R9999	4011617419488	711010		7/64
ZX1086	2CPX041948R9999	4011617419488	711010		7/71
ZX1087	2CPX041949R9999	4011617419495	711010		7/64
ZX1087	2CPX041949R9999	4011617419495	711010		7/71
ZX1087	2CPX041949R9999	4011617419495	711010		7/73
ZX1088	2CPX041950R9999	4011617419501	711010		7/64
ZX1088	2CPX041950R9999	4011617419501	711010		7/71
ZX1088	2CPX041950R9999	4011617419501	711010		7/73
ZX1089	2CPX041951R9999	4011617419518	711010		7/64
ZX1089	2CPX041951R9999	4011617419518	711010		7/71
ZX1089	2CPX041951R9999	4011617419518	711010		7/73
ZX1090	2CPX041952R9999	4011617419525	711010		7/64
ZX1090	2CPX041952R9999	4011617419525	711010		7/71
ZX1090	2CPX041952R9999	4011617419525	711010		7/73
ZX1092	2CPX041954R9999	4011617419549	711010		7/64
ZX1092	2CPX041954R9999	4011617419549	711010		7/67
ZX1092	2CPX041954R9999	4011617419549	711010		7/68
ZX1092	2CPX041954R9999	4011617419549	711010		7/71
ZX1092	2CPX041954R9999	4011617419549	711010		7/72
ZX1093	2CPX041955R9999	4011617419556	711010		7/64
ZX1093	2CPX041955R9999	4011617419556	711010		7/67
ZX1093	2CPX041955R9999	4011617419556	711010		7/68
ZX1093	2CPX041955R9999	4011617419556	711010		7/71
ZX1093	2CPX041955R9999	4011617419556	711010		7/72
ZX1094	2CPX041956R9999	4011617419563	711010		7/64
ZX1094	2CPX041956R9999	4011617419563	711010		7/67
ZX1094	2CPX041956R9999	4011617419563	711010		7/68
ZX1094	2CPX041956R9999	4011617419563	711010		7/71
ZX1094	2CPX041956R9999	4011617419563	711010		7/72
ZX1095	2CPX041957R9999	4011617419570	711010		7/64
ZX1095	2CPX041957R9999	4011617419570	711010		7/67
ZX1095	2CPX041957R9999	4011617419570	711010		7/68
ZX1095	2CPX041957R9999	4011617419570	711010		7/71
ZX1095	2CPX041957R9999	4011617419570	711010		7/72
ZX1096	2CPX041958R9999	4011617419587	711010		7/64
ZX1096	2CPX041958R9999	4011617419587	711010		7/67
ZX1096	2CPX041958R9999	4011617419587	711010		7/68
ZX1096	2CPX041958R9999	4011617419587	711010		7/71
ZX1096	2CPX041958R9999	4011617419587	711010		7/72
ZX1098	2CPX041960R9999	4011617419600	711010		7/65
ZX1098	2CPX041960R9999	4011617419600	711010		7/68
ZX1098	2CPX041960R9999	4011617419600	711010		7/71
ZX1098	2CPX041960R9999	4011617419600	711010		7/72
ZX1099	2CPX041961R9999	4011617419617	711010		7/65
ZX1099	2CPX041961R9999	4011617419617	711010		7/68

Type	Ord. No.	EAN Code	Product-code	Price	Page
ZX1104	2CPX041966R9999	4011617419662	711010		7/71
ZX1104	2CPX041966R9999	4011617419662	711010		7/74
ZX1105	2CPX041967R9999	4011617419679	711010		7/65
ZX1105	2CPX041967R9999	4011617419679	711010		7/69
ZX1105	2CPX041967R9999	4011617419679	711010		7/71
ZX1105	2CPX041967R9999	4011617419679	711010		7/74
ZX1106	2CPX041968R9999	4011617419686	711010		7/65
ZX1106	2CPX041968R9999	4011617419686	711010		7/69
ZX1106	2CPX041968R9999	4011617419686	711010		7/71
ZX1106	2CPX041968R9999	4011617419686	711010		7/74
ZX1107	2CPX041969R9999	4011617419693	711010		7/65
ZX1107	2CPX041969R9999	4011617419693	711010		7/69
ZX1107	2CPX041969R9999	4011617419693	711010		7/71
ZX1107	2CPX041969R9999	4011617419693	711010		7/74
ZX1108	2CPX041970R9999	4011617419709	711010		7/65
ZX1108	2CPX041970R9999	4011617419709	711010		7/69
ZX1108	2CPX041970R9999	4011617419709	711010		7/71
ZX1108	2CPX041970R9999	4011617419709	711010		7/74
ZX1110	2CPX041972R9999	4011617419723	711010		7/66
ZX1110	2CPX041972R9999	4011617419723	711010		7/74
ZX1111	2CPX041973R9999	4011617419730	711010		7/66
ZX1111	2CPX041973R9999	4011617419730	711010		7/74
ZX1112	2CPX041974R9999	4011617419747	711010		7/66
ZX1112	2CPX041974R9999	4011617419747	711010		7/74
ZX1113	2CPX041975R9999	4011617419754	711010		7/66
ZX1113	2CPX041975R9999	4011617419754	711010		7/74
ZX1114	2CPX041976R9999	4011617419761	711010		7/66
ZX1114	2CPX041976R9999	4011617419761	711010		7/74
ZX1120	2CPX041978R9999	4011617419785	711010		7/41
ZX1120	2CPX041978R9999	4011617419785	711010		7/43
ZX1121	2CPX041979R9999	4011617419792	711010		7/41
ZX1121	2CPX041979R9999	4011617419792	711010		7/43
ZX1122	2CPX041980R9999	4011617419808	711010		7/41
ZX1122	2CPX041980R9999	4011617419808	711010		7/43
ZX1123	2CPX041981R9999	4011617419815	711010		7/41
ZX1123	2CPX041981R9999	4011617419815	711010		7/43
ZX1124	2CPX041982R9999	4011617419822	711010		7/41
ZX1124	2CPX041982R9999	4011617419822	711010		7/43
ZX1125	2CPX042809R9999	4011617428091	711010		7/41
ZX1125	2CPX042809R9999	4011617428091	711010		7/43
ZX1126	2CPX041984R9999	4011617419846	711010		7/41
ZX1126	2CPX041984R9999	4011617419846	711010		7/43
ZX1127	2CPX041985R9999	4011617419853	711010		7/41
ZX1127	2CPX041985R9999	4011617419853	711010		7/43
ZX1128	2CPX041986R9999	4011617419860	711010		7/41
ZX1128	2CPX041986R9999	4011617419860	711010		7/43
ZX1129	2CPX041987R9999	4011617419877	711010		7/41
ZX1129	2CPX041987R9999	4011617419877	711010		7/43
ZX1130	2CPX041988R9999	4011617419884	711010		7/41
ZX1130	2CPX041988R9999	4011617419884	711010		7/43
ZX1131	2CPX042810R9999	4011617428107	711010		7/41
ZX1131	2CPX042810R9999	4011617428107	711010		7/43
ZX1135	2CPX041990R9999	4011617419907	711010		7/75
ZX1136	2CPX041991R9999	4011617419914	711010		7/75

Type	Ord. No.	EAN Code	Product-code	Price	Page
ZX1159	2CPX042011R9999	4011617420118	711010	7/75	
ZX1160	2CPX042012R9999	4011617420125	711010	7/75	
ZX1170	2CPX042342R9999	4011617423423	711010	7/41	
ZX1170	2CPX042342R9999	4011617423423	711010	7/74	
ZX1171	2CPX042343R9999	4011617423430	711010	7/41	
ZX1171	2CPX042343R9999	4011617423430	711010	7/74	
ZX1172	2CPX042344R9999	4011617423447	711010	7/41	
ZX1172	2CPX042344R9999	4011617423447	711010	7/74	
ZX1176	2CPX042345R9999	4011617423454	711010	7/41	
ZX1176	2CPX042345R9999	4011617423454	711010	7/74	
ZX1177	2CPX042346R9999	4011617423461	711010	7/41	
ZX1177	2CPX042346R9999	4011617423461	711010	7/74	
ZX1178	2CPX042347R9999	4011617423478	711010	7/41	
ZX1178	2CPX042347R9999	4011617423478	711010	7/74	
ZX1181	2CPX042021R9999	4011617420217	711010	7/64	
ZX1181	2CPX042021R9999	4011617420217	711010	7/67	
ZX1181	2CPX042021R9999	4011617420217	711010	7/68	
ZX1181	2CPX042021R9999	4011617420217	711010	7/71	
ZX1181	2CPX042021R9999	4011617420217	711010	7/72	
ZX1181	2CPX042021R9999	4011617420217	711010	7/73	
ZX1182	2CPX042022R9999	4011617420224	711010	7/64	
ZX1182	2CPX042022R9999	4011617420224	711010	7/67	
ZX1182	2CPX042022R9999	4011617420224	711010	7/68	
ZX1182	2CPX042022R9999	4011617420224	711010	7/71	
ZX1182	2CPX042022R9999	4011617420224	711010	7/72	
ZX1183	2CPX042023R9999	4011617420231	711010	7/65	
ZX1183	2CPX042023R9999	4011617420231	711010	7/68	
ZX1183	2CPX042023R9999	4011617420231	711010	7/71	
ZX1183	2CPX042023R9999	4011617420231	711010	7/72	
ZX1184	2CPX042024R9999	4011617420248	711010	7/65	
ZX1184	2CPX042024R9999	4011617420248	711010	7/69	
ZX1184	2CPX042024R9999	4011617420248	711010	7/71	
ZX1184	2CPX042024R9999	4011617420248	711010	7/74	
ZX1184	2CPX042024R9999	4011617420248	711010	7/75	
ZX1185	2CPX042025R9999	4011617420255	711010	7/66	
ZX1185	2CPX042025R9999	4011617420255	711010	7/74	
ZX1185	2CPX042025R9999	4011617420255	711010	7/75	
ZX1186	2CPX042887R9999	4011617428879	711010	7/76	
ZX2001	2CPX042200R9999	4011617422006	711010	7/19	
ZX2002	2CPX042201R9999	4011617422013	711010	7/19	
ZX2002	2CPX042201R9999	4011617422013	711010	7/37	
ZX2002	2CPX042201R9999	4011617422013	711010	7/39	
ZX2003	2CPX042202R9999	4011617422020	711010	7/19	
ZX2003	2CPX042202R9999	4011617422020	711010	7/37	
ZX2003	2CPX042202R9999	4011617422020	711010	7/39	
ZX2004	2CPX042203R9999	4011617422037	711010	7/19	
ZX2004	2CPX042203R9999	4011617422037	711010	7/37	
ZX2004	2CPX042203R9999	4011617422037	711010	7/39	
ZX2005	2CPX042204R9999	4011617422044	711010	7/19	
ZX2005	2CPX042204R9999	4011617422044	711010	7/37	
ZX2005	2CPX042204R9999	4011617422044	711010	7/39	
ZX2006	2CPX042792R9999	4011617427926	711010	7/19	
ZX2006	2CPX042792R9999	4011617427926	711010	7/37	
ZX2006	2CPX042792R9999	4011617427926	711010	7/39	
ZX2007	2CPX042205R9999	4011617422051	711010	7/19	
ZX2008	2CPX042206R9999	4011617422068	711010	7/19	
ZX2008	2CPX042206R9999	4011617422068	711010	7/37	
ZX2008	2CPX042206R9999	4011617422068	711010	7/39	
ZX2009	2CPX042207R9999	4011617422075	711010	7/19	
ZX2009	2CPX042207R9999	4011617422075	711010	7/37	
ZX2009	2CPX042207R9999	4011617422075	711010	7/39	
ZX2010	2CPX042208R9999	4011617422082	711010	7/19	
ZX2010	2CPX042208R9999	4011617422082	711010	7/37	
ZX2010	2CPX042208R9999	4011617422082	711010	7/39	
ZX2011	2CPX042209R9999	4011617422099	711010	7/19	
ZX2011	2CPX042209R9999	4011617422099	711010	7/37	
ZX2011	2CPX042209R9999	4011617422099	711010	7/39	
ZX2012	2CPX042793R9999	4011617427933	711010	7/19	
ZX2012	2CPX042793R9999	4011617427933	711010	7/37	
ZX2012	2CPX042793R9999	4011617427933	711010	7/39	

Type	Ord. No.	EAN Code	Product-code	Price	Page
ZX2013	2CPX042210R9999	4011617422105	711010	7/19	
ZX2014	2CPX042211R9999	4011617422112	711010	7/19	
ZX2015	2CPX042212R9999	4011617422129	711010	7/19	
ZX2016	2CPX042213R9999	4011617422136	711010	7/19	
ZX2017	2CPX042214R9999	4011617422143	711010	7/19	
ZX2018	2CPX042794R9999	4011617427940	711010	7/19	
ZX2019	2CPX042215R9999	4011617422150	711010	7/20	
ZX2020	2CPX042216R9999	4011617422167	711010	7/20	
ZX2021	2CPX042217R9999	4011617422174	711010	7/20	
ZX2022	2CPX042218R9999	4011617422181	711010	7/20	
ZX2023	2CPX042219R9999	4011617422198	711010	7/20	
ZX2024	2CPX042795R9999	4011617427957	711010	7/20	
ZX2025	2CPX042220R9999	4011617422204	711010	7/20	
ZX2025	2CPX042220R9999	4011617422204	711010	7/41	
ZX2026	2CPX042221R9999	4011617422211	711010	7/20	
ZX2026	2CPX042221R9999	4011617422211	711010	7/41	
ZX2027	2CPX042222R9999	4011617422228	711010	7/20	
ZX2027	2CPX042222R9999	4011617422228	711010	7/41	
ZX2028	2CPX042223R9999	4011617422235	711010	7/20	
ZX2028	2CPX042223R9999	4011617422235	711010	7/41	
ZX2029	2CPX042224R9999	4011617422242	711010	7/20	
ZX2029	2CPX042224R9999	4011617422242	711010	7/41	
ZX2030	2CPX042796R9999	4011617427964	711010	7/20	
ZX2030	2CPX042796R9999	4011617427964	711010	7/41	
ZX2031	2CPX042225R9999	4011617422259	711010	7/21	
ZX2031	2CPX042225R9999	4011617422259	711010	7/41	
ZX2032	2CPX042226R9999	4011617422266	711010	7/21	
ZX2032	2CPX042226R9999	4011617422266	711010	7/41	
ZX2033	2CPX042227R9999	4011617422273	711010	7/21	
ZX2033	2CPX042227R9999	4011617422273	711010	7/41	
ZX2034	2CPX042228R9999	4011617422280	711010	7/21	
ZX2034	2CPX042228R9999	4011617422280	711010	7/41	
ZX2035	2CPX042229R9999	4011617422297	711010	7/21	
ZX2035	2CPX042229R9999	4011617422297	711010	7/41	
ZX2036	2CPX042797R9999	4011617427971	711010	7/21	
ZX2036	2CPX042797R9999	4011617427971	711010	7/41	
ZX2040	2CPX042533R9999	4011617425335	711010	7/28	
ZX2040	2CPX042533R9999	4011617425335	711010	7/45	
ZX2041	2CPX042534R9999	4011617425342	711010	7/28	
ZX2041	2CPX042534R9999	4011617425342	711010	7/45	
ZX2042	2CPX042535R9999	4011617425359	711010	7/28	
ZX2042	2CPX042535R9999	4011617425359	711010	7/45	
ZX2043	2CPX042536R9999	4011617425366	711010	7/28	
ZX2044	2CPX042537R9999	4011617425373	711010	7/28	
ZX2045	2CPX042804R9999	4011617428046	711010	7/28	
ZX2046	2CPX042538R9999	4011617425380	711010	7/23	
ZX2047	2CPX042539R9999	4011617425397	711010	7/23	
ZX2048	2CPX042540R9999	4011617425403	711010	7/23	
ZX2049	2CPX042541R9999	4011617425410	711010	7/23	
ZX2050	2CPX042542R9999	4011617425427	711010	7/23	
ZX2051	2CPX042798R9999	4011617427988	711010	7/23	
ZX2052	2CPX042543R9999	4011617425434	711010	7/28	
ZX2053	2CPX042544R9999	4011617425441	711010	7/28	
ZX2054	2CPX042545R9999	4011617425458	711010	7/28	
ZX2055	2CPX042546R9999	4011617425465	711010	7/28	
ZX2056	2CPX042547R9999	4011617425472	711010	7/28	
ZX2057	2CPX042805R9999	4011617428053	711010	7/28	
ZX2058	2CPX042548R9999	4011617425489	711010	7/28	
ZX2059	2CPX042549R9999	4011617425496	711010	7/28	
ZX2060	2CPX042550R9999	4011617425502	711010	7/28	
ZX2061	2CPX042551R9999	4011617425519	711010	7/28	
ZX2062	2CPX042552R9999	4011617425526	711010	7/28	
ZX2063	2CPX042806R9999	4011617428060	711010	7/28	
ZX2064	2CPX042553R9999	4011617425533	711010	7/23	
ZX2065	2CPX042554R9999	4011617425540	711010	7/23	
ZX2066	2CPX042555R9999	4011617425557	711010	7/23	
ZX2067	2CPX042556R9999	4011617425564	711010	7/23	
ZX2068	2CPX042557R9999	4011617425571	711010	7/23	
ZX2069	2CPX042799R9999	4011617427995	711010	7/23	
ZX2070	2CPX042558R9999	4011617425588	711010	7/28	

Index

Type	Ord. No.	EAN Code	Product-code	Price	Page
ZX2071	2CPX042559R9999	4011617425595	711010		7/28
ZX2072	2CPX042560R9999	4011617425601	711010		7/28
ZX2073	2CPX042561R9999	4011617425618	711010		7/28
ZX2074	2CPX042562R9999	4011617425625	711010		7/28
ZX2075	2CPX042807R9999	4011617428077	711010		7/28
ZX2076	2CPX042563R9999	4011617425632	711010		7/28
ZX2077	2CPX042564R9999	4011617425649	711010		7/28
ZX2078	2CPX042565R9999	4011617425656	711010		7/28
ZX2079	2CPX042566R9999	4011617425663	711010		7/28
ZX2080	2CPX042567R9999	4011617425670	711010		7/28
ZX2081	2CPX042808R9999	4011617428084	711010		7/28
ZX2082	2CPX042568R9999	4011617425687	711010		7/25
ZX2083	2CPX042569R9999	4011617425694	711010		7/25
ZX2084	2CPX042570R9999	4011617425700	711010		7/25
ZX2085	2CPX042571R9999	4011617425717	711010		7/25
ZX2086	2CPX042572R9999	4011617425724	711010		7/25
ZX2087	2CPX042803R9999	4011617428039	711010		7/25
ZX2088	2CPX042573R9999	4011617425731	711010		7/70
ZX2089	2CPX042574R9999	4011617425748	711010		7/70
ZX2090	2CPX042575R9999	4011617425755	711010		7/70
ZX2091	2CPX042576R9999	4011617425762	711010		7/70
ZX2092	2CPX042577R9999	4011617425779	711010		7/70
ZX2094	2CPX042578R9999	4011617425786	711010		7/67
ZX2095	2CPX042579R9999	4011617425793	711010		7/67
ZX2096	2CPX042580R9999	4011617425809	711010		7/67
ZX2097	2CPX042581R9999	4011617425816	711010		7/67
ZX2098	2CPX042582R9999	4011617425823	711010		7/67
ZX2100	2CPX042583R9999	4011617425830	711010		7/70
ZX2101	2CPX042584R9999	4011617425847	711010		7/70
ZX2102	2CPX042585R9999	4011617425854	711010		7/70
ZX2103	2CPX042586R9999	4011617425861	711010		7/70
ZX2104	2CPX042587R9999	4011617425878	711010		7/70
ZX2106	2CPX042588R9999	4011617425885	711010		7/70
ZX2107	2CPX042589R9999	4011617425892	711010		7/70
ZX2108	2CPX042590R9999	4011617425908	711010		7/70
ZX2109	2CPX042591R9999	4011617425915	711010		7/70
ZX2110	2CPX042592R9999	4011617425922	711010		7/70
ZX2112	2CPX042593R9999	4011617425939	711010		7/67
ZX2113	2CPX042594R9999	4011617425946	711010		7/67
ZX2114	2CPX042595R9999	4011617425953	711010		7/67
ZX2115	2CPX042596R9999	4011617425960	711010		7/67
ZX2116	2CPX042597R9999	4011617425977	711010		7/67
ZX2118	2CPX042598R9999	4011617425984	711010		7/70
ZX2119	2CPX042599R9999	4011617425991	711010		7/70
ZX2120	2CPX042600R9999	4011617426004	711010		7/70
ZX2121	2CPX042601R9999	4011617426011	711010		7/70
ZX2122	2CPX042602R9999	4011617426028	711010		7/70
ZX2124	2CPX042603R9999	4011617426035	711010		7/70
ZX2125	2CPX042604R9999	4011617426042	711010		7/70
ZX2126	2CPX042605R9999	4011617426059	711010		7/70
ZX2127	2CPX042606R9999	4011617426066	711010		7/70
ZX2128	2CPX042607R9999	4011617426073	711010		7/70
ZX2130	2CPX042608R9999	4011617426080	711010		7/69
ZX2131	2CPX042609R9999	4011617426097	711010		7/69
ZX2132	2CPX042610R9999	4011617426103	711010		7/69
ZX2133	2CPX042611R9999	4011617426110	711010		7/69
ZX2134	2CPX042612R9999	4011617426127	711010		7/69
ZX2224	2CPX042630R9999	4011617426301	711010		7/58
ZX2225	2CPX042631R9999	4011617426318	711010		7/58
ZX2226	2CPX042632R9999	4011617426325	711010		7/58
ZX2227	2CPX042633R9999	4011617426332	711010		7/58
ZX2228	2CPX042634R9999	4011617426349	711010		7/58
ZX2229	2CPX042635R9999	4011617426356	711010		7/58
ZX2230	2CPX042636R9999	4011617426363	711010		7/60
ZX2230	2CPX042636R9999	4011617426363	711010		7/62
ZX2231	2CPX042637R9999	4011617426370	711010		7/60
ZX2231	2CPX042637R9999	4011617426370	711010		7/62
ZX2232	2CPX042638R9999	4011617426387	711010		7/60
ZX2232	2CPX042638R9999	4011617426387	711010		7/62
ZX2233	2CPX042639R9999	4011617426394	711010		7/60

Type	Ord. No.	EAN Code	Product-code	Price	Page
ZX2233	2CPX042639R9999	4011617426394	711010		7/62
ZX2234	2CPX042640R9999	4011617426400	711010		7/60
ZX2234	2CPX042640R9999	4011617426400	711010		7/62
ZX2235	2CPX042641R9999	4011617426417	711010		7/60
ZX2235	2CPX042641R9999	4011617426417	711010		7/62
ZX2236	2CPX042642R9999	4011617426424	711010		7/59
ZX2237	2CPX042643R9999	4011617426431	711010		7/59
ZX2238	2CPX042644R9999	4011617426448	711010		7/59
ZX2239	2CPX042645R9999	4011617426455	711010		7/59
ZX2240	2CPX042646R9999	4011617426462	711010		7/59
ZX2241	2CPX042647R9999	4011617426479	711010		7/59
ZX2242	2CPX042648R9999	4011617426486	711010		7/60
ZX2242	2CPX042648R9999	4011617426486	711010		7/62
ZX2243	2CPX042649R9999	4011617426493	711010		7/60
ZX2243	2CPX042649R9999	4011617426493	711010		7/62
ZX2244	2CPX042650R9999	4011617426509	711010		7/60
ZX2244	2CPX042650R9999	4011617426509	711010		7/62
ZX2245	2CPX042651R9999	4011617426516	711010		7/60
ZX2245	2CPX042651R9999	4011617426516	711010		7/62
ZX2246	2CPX042652R9999	4011617426523	711010		7/60
ZX2246	2CPX042652R9999	4011617426523	711010		7/62
ZX2247	2CPX042653R9999	4011617426530	711010		7/60
ZX2247	2CPX042653R9999	4011617426530	711010		7/62
ZX2248	2CPX042654R9999	4011617426547	711010		7/59
ZX2249	2CPX042655R9999	4011617426554	711010		7/59
ZX2250	2CPX042656R9999	4011617426561	711010		7/59
ZX2251	2CPX042657R9999	4011617426578	711010		7/59
ZX2252	2CPX042658R9999	4011617426585	711010		7/59
ZX2253	2CPX042659R9999	4011617426592	711010		7/59
ZX2254	2CPX042660R9999	4011617426608	711010		7/61
ZX2255	2CPX042661R9999	4011617426615	711010		7/61
ZX2256	2CPX042662R9999	4011617426622	711010		7/61
ZX2257	2CPX042663R9999	4011617426639	711010		7/61
ZX2258	2CPX042664R9999	4011617426646	711010		7/61
ZX2259	2CPX042665R9999	4011617426653	711010		7/61
ZX2324	2CPX042714R9999	4011617427148	711010		7/58
ZX2325	2CPX042715R9999	4011617427155	711010		7/58
ZX2326	2CPX042716R9999	4011617427162	711010		7/58
ZX2327	2CPX042717R9999	4011617427179	711010		7/58
ZX2328	2CPX042718R9999	4011617427186	711010		7/58
ZX2329	2CPX042719R9999	4011617427193	711010		7/58
ZX2330	2CPX042720R9999	4011617427209	711010		7/60
ZX2330	2CPX042720R9999	4011617427209	711010		7/62
ZX2331	2CPX042721R9999	4011617427216	711010		7/60
ZX2331	2CPX042721R9999	4011617427216	711010		7/62
ZX2332	2CPX042722R9999	4011617427223	711010		7/60
ZX2332	2CPX042722R9999	4011617427223	711010		7/62
ZX2333	2CPX042723R9999	4011617427230	711010		7/60
ZX2333	2CPX042723R9999	4011617427230	711010		7/62
ZX2334	2CPX042724R9999	4011617427247	711010		7/60
ZX2334	2CPX042724R9999	4011617427247	711010		7/62
ZX2335	2CPX042725R9999	4011617427254	711010		7/60
ZX2335	2CPX042725R9999	4011617427254	711010		7/62
ZX2336	2CPX042726R9999	4011617427261	711010		7/59
ZX2337	2CPX042727R9999	4011617427278	711010		7/59
ZX2338	2CPX042728R9999	4011617427285	711010		7/59
ZX2339	2CPX042729R9999	4011617427292	711010		7/59
ZX2340	2CPX042730R9999	4011617427308	711010		7/59
ZX2341	2CPX042731R9999	4011617427315	711010		7/59
ZX2342	2CPX042732R9999	4011617427322	711010		7/60
ZX2342	2CPX042732R9999	4011617427322	711010		7/62
ZX2343	2CPX042733R9999	4011617427339	711010		7/60
ZX2343	2CPX042733R9999	4011617427339	711010		7/62
ZX2344	2CPX042734R9999	4011617427346	711010		7/60
ZX2344	2CPX042734R9999	4011617427346	711010		7/62
ZX2345	2CPX042735R9999	4011617427353	711010		7/60
ZX2345	2CPX042735R9999	4011617427353	711010		7/62
ZX2346	2CPX042736R9999	4011617427360	711010		7/60
ZX2346	2CPX042736R9999	4011617427360	711010		7/62
ZX2347	2CPX042737R9999	4011617427377	711010		7/60

Type	Ord. No.	EAN Code	Product-code	Price	Page
ZX2347	2CPX042737R9999	4011617427377	711010	7/62	
ZX2348	2CPX042738R9999	4011617427384	711010	7/59	
ZX2348	2CPX042738R9999	4011617427384	711010	7/61	
ZX2349	2CPX042739R9999	4011617427391	711010	7/59	
ZX2349	2CPX042739R9999	4011617427391	711010	7/61	
ZX2350	2CPX042740R9999	4011617427407	711010	7/59	
ZX2350	2CPX042740R9999	4011617427407	711010	7/61	
ZX2351	2CPX042741R9999	4011617427414	711010	7/59	
ZX2351	2CPX042741R9999	4011617427414	711010	7/61	
ZX2352	2CPX042742R9999	4011617427421	711010	7/59	
ZX2352	2CPX042742R9999	4011617427421	711010	7/61	
ZX2353	2CPX042743R9999	4011617427438	711010	7/59	
ZX2353	2CPX042743R9999	4011617427438	711010	7/61	
ZX2404	2CPX042786R9999	4011617427865	711010	7/60	
ZX2404	2CPX042786R9999	4011617427865	711010	7/62	
ZX2405	2CPX042787R9999	4011617427872	711010	7/58	
ZX2406	2CPX042788R9999	4011617427889	711010	7/60	
ZX2406	2CPX042788R9999	4011617427889	711010	7/62	
ZX2407	2CPX042789R9999	4011617427896	711010	7/59	
ZX2408	2CPX042790R9999	4011617427902	711010	7/59	
ZX2408	2CPX042790R9999	4011617427902	711010	7/61	
ZX2500	2CPX042877R9999	4011617428770	701010	7/29	
ZX2501	2CPX042878R9999	4011617428787	701010	7/29	
ZX2502	2CPX042879R9999	4011617428794	701010	7/29	
ZX2503	2CPX042880R9999	4011617428800	701010	7/29	
ZX2504	2CPX042881R9999	4011617428817	701010	7/29	
ZX2505	2CPX042882R9999	4011617428824	701010	7/29	
ZX2506	2CPX042883R9999	4011617428831	701010	7/29	
ZX2507	2CPX042884R9999	4011617428848	701010	7/29	
ZX2508	2CPX042885R9999	4011617428855	701010	7/29	
ZX2509	2CPX042886R9999	4011617428862	701010	7/29	
ZXM1001	2CPX041480R9999	4011617414803	711010	7/24	
ZXM1001	2CPX041480R9999	4011617414803	711010	7/27	
ZXM1002	2CPX041481R9999	4011617414810	711010	7/24	
ZXM1002	2CPX041481R9999	4011617414810	711010	7/27	
ZXM1003	2CPX041482R9999	4011617414827	711010	7/24	
ZXM1003	2CPX041482R9999	4011617414827	711010	7/27	
ZXM1004	2CPX041483R9999	4011617414834	711010	7/24	
ZXM1004	2CPX041483R9999	4011617414834	711010	7/27	
ZXM1005	2CPX041484R9999	4011617414841	711010	7/24	
ZXM1005	2CPX041484R9999	4011617414841	711010	7/27	
ZXM1006	2CPX042822R9999	4011617428220	711010	7/24	
ZXM1006	2CPX042822R9999	4011617428220	711010	7/27	
ZXM1013	2CPX041492R9999	4011617414926	711010	7/24	
ZXM1013	2CPX041492R9999	4011617414926	711010	7/27	
ZXM1014	2CPX041493R9999	4011617414933	711010	7/24	
ZXM1014	2CPX041493R9999	4011617414933	711010	7/27	
ZXM1015	2CPX041494R9999	4011617414940	711010	7/24	
ZXM1015	2CPX041494R9999	4011617414940	711010	7/27	
ZXM1016	2CPX041495R9999	4011617414957	711010	7/24	
ZXM1016	2CPX041495R9999	4011617414957	711010	7/27	
ZXM1017	2CPX041496R9999	4011617414964	711010	7/24	
ZXM1017	2CPX041496R9999	4011617414964	711010	7/27	
ZXM1018	2CPX042823R9999	4011617428237	711010	7/24	
ZXM1018	2CPX042823R9999	4011617428237	711010	7/27	
ZXM1019	2CPX041498R9999	4011617414988	711010	7/24	
ZXM1019	2CPX041498R9999	4011617414988	711010	7/27	
ZXM1020	2CPX041499R9999	4011617414995	711010	7/24	
ZXM1020	2CPX041499R9999	4011617414995	711010	7/27	
ZXM1021	2CPX041500R9999	4011617415008	711010	7/24	
ZXM1021	2CPX041500R9999	4011617415008	711010	7/27	
ZXM1022	2CPX041501R9999	4011617415015	711010	7/24	
ZXM1022	2CPX041501R9999	4011617415015	711010	7/27	
ZXM1023	2CPX041502R9999	4011617415022	711010	7/24	
ZXM1023	2CPX041502R9999	4011617415022	711010	7/27	
ZXM1024	2CPX042824R9999	4011617428244	711010	7/24	
ZXM1024	2CPX042824R9999	4011617428244	711010	7/27	
ZXM1032	2CPX041511R9999	4011617415114	711010	7/44	
ZXM1032	2CPX041511R9999	4011617415114	711010	7/76	
ZXM1033	2CPX041512R9999	4011617415121	711010	7/44	

Type	Ord. No.	EAN Code	Product-code	Price	Page
ZXM1033	2CPX041512R9999	4011617415121	711010	7/76	
ZXM1034	2CPX041513R9999	4011617415138	711010	7/44	
ZXM1034	2CPX041513R9999	4011617415138	711010	7/76	
ZXM1035	2CPX041514R9999	4011617415145	711010	7/44	
ZXM1035	2CPX041514R9999	4011617415145	711010	7/76	
ZXM1040	2CPX041516R9999	4011617415169	711010	7/64	
ZXM1040	2CPX041516R9999	4011617415169	711010	7/68	
ZXM1040	2CPX041516R9999	4011617415169	711010	7/72	
ZXM1041	2CPX041517R9999	4011617415176	711010	7/64	
ZXM1041	2CPX041517R9999	4011617415176	711010	7/68	
ZXM1041	2CPX041517R9999	4011617415176	711010	7/72	
ZXM1041	2CPX041517R9999	4011617415176	711010	7/73	
ZXM1042	2CPX041518R9999	4011617415183	711010	7/64	
ZXM1042	2CPX041518R9999	4011617415183	711010	7/68	
ZXM1042	2CPX041518R9999	4011617415183	711010	7/72	
ZXM1042	2CPX041518R9999	4011617415183	711010	7/73	
ZXM1043	2CPX041519R9999	4011617415190	711010	7/64	
ZXM1043	2CPX041519R9999	4011617415190	711010	7/68	
ZXM1043	2CPX041519R9999	4011617415190	711010	7/72	
ZXM1043	2CPX041519R9999	4011617415190	711010	7/73	
ZXM1044	2CPX041520R9999	4011617415206	711010	7/64	
ZXM1044	2CPX041520R9999	4011617415206	711010	7/68	
ZXM1044	2CPX041520R9999	4011617415206	711010	7/72	
ZXM1044	2CPX041520R9999	4011617415206	711010	7/73	
ZXM1046	2CPX041522R9999	4011617415220	711010	7/64	
ZXM1047	2CPX041523R9999	4011617415237	711010	7/73	
ZXM1048	2CPX041524R9999	4011617415244	711010	7/64	
ZXM1048	2CPX041524R9999	4011617415244	711010	7/73	
ZXM1049	2CPX041525R9999	4011617415251	711010	7/64	
ZXM1049	2CPX041525R9999	4011617415251	711010	7/73	
ZXM1050	2CPX041526R9999	4011617415268	711010	7/64	
ZXM1050	2CPX041526R9999	4011617415268	711010	7/73	
ZXM1052	2CPX041528R9999	4011617415282	711010	7/64	
ZXM1052	2CPX041528R9999	4011617415282	711010	7/68	
ZXM1052	2CPX041528R9999	4011617415282	711010	7/72	
ZXM1053	2CPX041529R9999	4011617415299	711010	7/64	
ZXM1053	2CPX041529R9999	4011617415299	711010	7/68	
ZXM1053	2CPX041529R9999	4011617415299	711010	7/72	
ZXM1054	2CPX041530R9999	4011617415305	711010	7/64	
ZXM1054	2CPX041530R9999	4011617415305	711010	7/68	
ZXM1054	2CPX041530R9999	4011617415305	711010	7/72	
ZXM1055	2CPX041531R9999	4011617415312	711010	7/64	
ZXM1055	2CPX041531R9999	4011617415312	711010	7/68	
ZXM1055	2CPX041531R9999	4011617415312	711010	7/72	
ZXM1056	2CPX041532R9999	4011617415329	711010	7/64	
ZXM1056	2CPX041532R9999	4011617415329	711010	7/68	
ZXM1056	2CPX041532R9999	4011617415329	711010	7/72	
ZXM1058	2CPX041534R9999	4011617415343	711010	7/65	
ZXM1058	2CPX041534R9999	4011617415343	711010	7/68	
ZXM1058	2CPX041534R9999	4011617415343	711010	7/72	
ZXM1059	2CPX041535R9999	4011617415350	711010	7/65	
ZXM1059	2CPX041535R9999	4011617415350	711010	7/68	
ZXM1059	2CPX041535R9999	4011617415350	711010	7/72	
ZXM1060	2CPX041536R9999	4011617415367	711010	7/65	
ZXM1060	2CPX041536R9999	4011617415367	711010	7/68	
ZXM1060	2CPX041536R9999	4011617415367	711010	7/72	
ZXM1061	2CPX041537R9999	4011617415374	711010	7/65	
ZXM1061	2CPX041537R9999	4011617415374	711010	7/68	
ZXM1061	2CPX041537R9999	4011617415374	711010	7/72	
ZXM1062	2CPX041538R9999	4011617415381	711010	7/65	
ZXM1062	2CPX041538R9999	4011617415381	711010	7/68	
ZXM1062	2CPX041538R9999	4011617415381	711010	7/72	
ZXM1064	2CPX041540R9999	4011617415404	711010	7/65	
ZXM1064	2CPX041540R9999	4011617415404	711010	7/74	
ZXM1065	2CPX041541R9999	4011617415411	711010	7/65	
ZXM1065	2CPX041541R9999	4011617415411	711010	7/74	
ZXM1066	2CPX041542R9999	4011617415428	711010	7/65	
ZXM1066	2CPX041542R9999	4011617415428	711010	7/74	
ZXM1067	2CPX041543R9999	4011617415435	711010	7/65	

Type	Ord. No.	EAN Code	Product-code	Price	Page
ZXM1124	2CPX041592R9999	4011617415923	711010	7/43	
ZXM1125	2CPX042831R9999	4011617428312	711010	7/41	
ZXM1125	2CPX042831R9999	4011617428312	711010	7/43	
ZXM1126	2CPX041594R9999	4011617415947	711010	7/41	
ZXM1126	2CPX041594R9999	4011617415947	711010	7/43	
ZXM1127	2CPX041595R9999	4011617415954	711010	7/41	
ZXM1127	2CPX041595R9999	4011617415954	711010	7/43	
ZXM1128	2CPX041596R9999	4011617415961	711010	7/41	
ZXM1128	2CPX041596R9999	4011617415961	711010	7/43	
ZXM1129	2CPX041597R9999	4011617415978	711010	7/41	
ZXM1129	2CPX041597R9999	4011617415978	711010	7/43	
ZXM1130	2CPX041598R9999	4011617415985	711010	7/41	
ZXM1130	2CPX041598R9999	4011617415985	711010	7/43	
ZXM1131	2CPX042832R9999	4011617428329	711010	7/41	
ZXM1131	2CPX042832R9999	4011617428329	711010	7/43	
ZXM1135	2CPX041600R9999	4011617416005	711010	7/75	
ZXM1136	2CPX041601R9999	4011617416012	711010	7/75	
ZXM1137	2CPX041602R9999	4011617416029	711010	7/75	
ZXM1138	2CPX041603R9999	4011617416036	711010	7/75	
ZXM1139	2CPX041604R9999	4011617416043	711010	7/75	
ZXM1141	2CPX041606R9999	4011617416067	711010	7/75	
ZXM1142	2CPX041607R9999	4011617416074	711010	7/75	
ZXM1143	2CPX041608R9999	4011617416081	711010	7/75	
ZXM1144	2CPX041609R9999	4011617416098	711010	7/75	
ZXM1145	2CPX041610R9999	4011617416104	711010	7/75	
ZXM1150	2CPX041612R9999	4011617416128	711010	7/75	
ZXM1151	2CPX041613R9999	4011617416135	711010	7/75	
ZXM1152	2CPX041614R9999	4011617416142	711010	7/75	
ZXM1153	2CPX041615R9999	4011617416159	711010	7/75	
ZXM1154	2CPX041616R9999	4011617416166	711010	7/75	
ZXM1156	2CPX041618R9999	4011617416180	711010	7/75	
ZXM1157	2CPX041619R9999	4011617416197	711010	7/75	
ZXM1158	2CPX041620R9999	4011617416203	711010	7/75	
ZXM1159	2CPX041621R9999	4011617416210	711010	7/75	
ZXM1160	2CPX041622R9999	4011617416227	711010	7/75	
ZXM1170	2CPX042348R9999	4011617423485	711010	7/41	
ZXM1170	2CPX042348R9999	4011617423485	711010	7/74	
ZXM1171	2CPX042349R9999	4011617423492	711010	7/41	
ZXM1171	2CPX042349R9999	4011617423492	711010	7/74	
ZXM1172	2CPX042350R9999	4011617423508	711010	7/41	
ZXM1172	2CPX042350R9999	4011617423508	711010	7/74	
ZXM1176	2CPX042351R9999	4011617423515	711010	7/41	
ZXM1176	2CPX042351R9999	4011617423515	711010	7/74	
ZXM1177	2CPX042352R9999	4011617423522	711010	7/41	
ZXM1177	2CPX042352R9999	4011617423522	711010	7/74	
ZXM1178	2CPX042353R9999	4011617423539	711010	7/41	
ZXM1178	2CPX042353R9999	4011617423539	711010	7/74	
ZXM2001	2CPX042300R9999	4011617423003	711010	7/19	
ZXM2002	2CPX042301R9999	4011617423010	711010	7/19	
ZXM2002	2CPX042301R9999	4011617423010	711010	7/37	
ZXM2002	2CPX042301R9999	4011617423010	711010	7/39	
ZXM2003	2CPX042302R9999	4011617423027	711010	7/19	
ZXM2003	2CPX042302R9999	4011617423027	711010	7/37	
ZXM2003	2CPX042302R9999	4011617423027	711010	7/39	
ZXM2004	2CPX042303R9999	4011617423034	711010	7/19	
ZXM2004	2CPX042303R9999	4011617423034	711010	7/37	
ZXM2004	2CPX042303R9999	4011617423034	711010	7/39	
ZXM2005	2CPX042304R9999	4011617423041	711010	7/19	
ZXM2005	2CPX042304R9999	4011617423041	711010	7/37	
ZXM2005	2CPX042304R9999	4011617423041	711010	7/39	
ZXM2006	2CPX042814R9999	4011617428145	711010	7/19	
ZXM2006	2CPX042814R9999	4011617428145	711010	7/37	
ZXM2006	2CPX042814R9999	4011617428145	711010	7/39	
ZXM2007	2CPX042305R9999	4011617423058	711010	7/19	
ZXM2008	2CPX042306R9999	4011617423065	711010	7/19	
ZXM2008	2CPX042306R9999	4011617423065	711010	7/37	
ZXM2008	2CPX042306R9999	4011617423065	711010	7/39	
ZXM2009	2CPX042307R9999	4011617423072	711010	7/19	
ZXM2009	2CPX042307R9999	4011617423072	711010	7/37	
ZXM2009	2CPX042307R9999	4011617423072	711010	7/39	

Type	Ord. No.	EAN Code	Product-code	Price	Page
ZXM2010	2CPX042308R9999	4011617423089	711010	7/19	
ZXM2010	2CPX042308R9999	4011617423089	711010	7/37	
ZXM2010	2CPX042308R9999	4011617423089	711010	7/39	
ZXM2011	2CPX042309R9999	4011617423096	711010	7/19	
ZXM2011	2CPX042309R9999	4011617423096	711010	7/37	
ZXM2011	2CPX042309R9999	4011617423096	711010	7/39	
ZXM2012	2CPX042815R9999	4011617428152	711010	7/19	
ZXM2012	2CPX042815R9999	4011617428152	711010	7/37	
ZXM2012	2CPX042815R9999	4011617428152	711010	7/39	
ZXM2013	2CPX042310R9999	4011617423102	711010	7/19	
ZXM2014	2CPX042311R9999	4011617423119	711010	7/19	
ZXM2015	2CPX042312R9999	4011617423126	711010	7/19	
ZXM2016	2CPX042313R9999	4011617423133	711010	7/19	
ZXM2017	2CPX042314R9999	4011617423140	711010	7/19	
ZXM2018	2CPX042816R9999	4011617428169	711010	7/19	
ZXM2019	2CPX042315R9999	4011617423157	711010	7/20	
ZXM2020	2CPX042316R9999	4011617423164	711010	7/20	
ZXM2021	2CPX042317R9999	4011617423171	711010	7/20	
ZXM2022	2CPX042318R9999	4011617423188	711010	7/20	
ZXM2023	2CPX042319R9999	4011617423195	711010	7/20	
ZXM2024	2CPX042817R9999	4011617428176	711010	7/20	
ZXM2025	2CPX042320R9999	4011617423201	711010	7/20	
ZXM2025	2CPX042320R9999	4011617423201	711010	7/41	
ZXM2026	2CPX042321R9999	4011617423218	711010	7/20	
ZXM2026	2CPX042321R9999	4011617423218	711010	7/41	
ZXM2027	2CPX042322R9999	4011617423225	711010	7/20	
ZXM2027	2CPX042322R9999	4011617423225	711010	7/41	
ZXM2028	2CPX042323R9999	4011617423232	711010	7/20	
ZXM2028	2CPX042323R9999	4011617423232	711010	7/41	
ZXM2029	2CPX042324R9999	4011617423249	711010	7/20	
ZXM2029	2CPX042324R9999	4011617423249	711010	7/41	
ZXM2030	2CPX042818R9999	4011617428183	711010	7/20	
ZXM2030	2CPX042818R9999	4011617428183	711010	7/41	
ZXM2031	2CPX042325R9999	4011617423256	711010	7/21	
ZXM2031	2CPX042325R9999	4011617423256	711010	7/41	
ZXM2032	2CPX042326R9999	4011617423263	711010	7/21	
ZXM2032	2CPX042326R9999	4011617423263	711010	7/41	
ZXM2033	2CPX042327R9999	4011617423270	711010	7/21	
ZXM2033	2CPX042327R9999	4011617423270	711010	7/41	
ZXM2034	2CPX042328R9999	4011617423287	711010	7/21	
ZXM2034	2CPX042328R9999	4011617423287	711010	7/41	
ZXM2035	2CPX042329R9999	4011617423294	711010	7/21	
ZXM2035	2CPX042329R9999	4011617423294	711010	7/41	
ZXM2036	2CPX042819R9999	4011617428190	711010	7/21	
ZXM2036	2CPX042819R9999	4011617428190	711010	7/41	
ZXM2040	2CPX042453R9999	4011617424536	711010	7/28	
ZXM2040	2CPX042453R9999	4011617424536	711010	7/45	
ZXM2041	2CPX042454R9999	4011617424543	711010	7/28	
ZXM2041	2CPX042454R9999	4011617424543	711010	7/45	
ZXM2042	2CPX042455R9999	4011617424550	711010	7/28	
ZXM2042	2CPX042455R9999	4011617424550	711010	7/45	
ZXM2043	2CPX042456R9999	4011617424567	711010	7/28	
ZXM2044	2CPX042457R9999	4011617424574	711010	7/28	
ZXM2045	2CPX042826R9999	4011617428268	711010	7/28	
ZXM2046	2CPX042458R9999	4011617424581	711010	7/23	
ZXM2047	2CPX042459R9999	4011617424598	711010	7/23	
ZXM2048	2CPX042460R9999	4011617424604	711010	7/23	
ZXM2049	2CPX042461R9999	4011617424611	711010	7/23	
ZXM2050	2CPX042462R9999	4011617424628	711010	7/23	
ZXM2051	2CPX042820R9999	4011617428206	711010	7/23	
ZXM2052	2CPX042463R9999	4011617424635	711010	7/28	
ZXM2053	2CPX042464R9999	4011617424642	711010	7/28	
ZXM2054	2CPX042465R9999	4011617424659	711010	7/28	
ZXM2055	2CPX042466R9999	4011617424666	711010	7/28	
ZXM2056	2CPX042467R9999	4011617424673	711010	7/28	
ZXM2057	2CPX042827R9999	4011617428275	711010	7/28	
ZXM2058	2CPX042468R9999	4011617424680	711010	7/28	
ZXM2059	2CPX042469R9999	4011617424697	711010	7/28	
ZXM2060	2CPX042470R9999	4011617424703	711010	7/28	
ZXM2061	2CPX042471R9999	4011617424710	711010	7/28	

Index

Type	Ord. No.	EAN Code	Product-code	Price	Page
ZXM2062	2CPX042472R9999	4011617424727	711010		7/28
ZXM2063	2CPX042828R9999	4011617428282	711010		7/28
ZXM2064	2CPX042473R9999	4011617424734	711010		7/23
ZXM2065	2CPX042474R9999	4011617424741	711010		7/23
ZXM2066	2CPX042475R9999	4011617424758	711010		7/23
ZXM2067	2CPX042476R9999	4011617424765	711010		7/23
ZXM2068	2CPX042477R9999	4011617424772	711010		7/23
ZXM2069	2CPX042821R9999	4011617428213	711010		7/23
ZXM2070	2CPX042478R9999	4011617424789	711010		7/28
ZXM2071	2CPX042479R9999	4011617424796	711010		7/28
ZXM2072	2CPX042480R9999	4011617424802	711010		7/28
ZXM2073	2CPX042481R9999	4011617424819	711010		7/28
ZXM2074	2CPX042482R9999	4011617424826	711010		7/28
ZXM2075	2CPX042829R9999	4011617428299	711010		7/28
ZXM2076	2CPX042483R9999	4011617424833	711010		7/28
ZXM2077	2CPX042484R9999	4011617424840	711010		7/28
ZXM2078	2CPX042485R9999	4011617424857	711010		7/28
ZXM2079	2CPX042486R9999	4011617424864	711010		7/28
ZXM2080	2CPX042487R9999	4011617424871	711010		7/28
ZXM2081	2CPX042830R9999	4011617428305	711010		7/28
ZXM2082	2CPX042488R9999	4011617424888	711010		7/25
ZXM2083	2CPX042489R9999	4011617424895	711010		7/25
ZXM2084	2CPX042490R9999	4011617424901	711010		7/25
ZXM2085	2CPX042491R9999	4011617424918	711010		7/25
ZXM2086	2CPX042492R9999	4011617424925	711010		7/25
ZXM2087	2CPX042825R9999	4011617428251	711010		7/25
ZXM2088	2CPX042493R9999	4011617424932	711010		7/70
ZXM2089	2CPX042494R9999	4011617424949	711010		7/70
ZXM2090	2CPX042495R9999	4011617424956	711010		7/70
ZXM2091	2CPX042496R9999	4011617424963	711010		7/70
ZXM2092	2CPX042497R9999	4011617424970	711010		7/70
ZXM2094	2CPX042498R9999	4011617424987	711010		7/67
ZXM2095	2CPX042499R9999	4011617424994	711010		7/67
ZXM2096	2CPX042500R9999	4011617425007	711010		7/67
ZXM2097	2CPX042501R9999	4011617425014	711010		7/67
ZXM2098	2CPX042502R9999	4011617425021	711010		7/67
ZXM2100	2CPX042503R9999	4011617425038	711010		7/70
ZXM2101	2CPX042504R9999	4011617425045	711010		7/70
ZXM2102	2CPX042505R9999	4011617425052	711010		7/70
ZXM2103	2CPX042506R9999	4011617425069	711010		7/70
ZXM2104	2CPX042507R9999	4011617425076	711010		7/70
ZXM2106	2CPX042508R9999	4011617425083	711010		7/70
ZXM2107	2CPX042509R9999	4011617425090	711010		7/70
ZXM2108	2CPX042510R9999	4011617425106	711010		7/70
ZXM2109	2CPX042511R9999	4011617425113	711010		7/70
ZXM2110	2CPX042512R9999	4011617425120	711010		7/70
ZXM2112	2CPX042513R9999	4011617425137	711010		7/67
ZXM2113	2CPX042514R9999	4011617425144	711010		7/67
ZXM2114	2CPX042515R9999	4011617425151	711010		7/67
ZXM2115	2CPX042516R9999	4011617425168	711010		7/67
ZXM2116	2CPX042517R9999	4011617425175	711010		7/67
ZXM2118	2CPX042518R9999	4011617425182	711010		7/70
ZXM2119	2CPX042519R9999	4011617425199	711010		7/70
ZXM2120	2CPX042520R9999	4011617425205	711010		7/70
ZXM2121	2CPX042521R9999	4011617425212	711010		7/70
ZXM2122	2CPX042522R9999	4011617425229	711010		7/70
ZXM2124	2CPX042523R9999	4011617425236	711010		7/70
ZXM2125	2CPX042524R9999	4011617425243	711010		7/70
ZXM2126	2CPX042525R9999	4011617425250	711010		7/70
ZXM2127	2CPX042526R9999	4011617425267	711010		7/70
ZXM2128	2CPX042527R9999	4011617425274	711010		7/70
ZXM2130	2CPX042528R9999	4011617425281	711010		7/69
ZXM2131	2CPX042529R9999	4011617425298	711010		7/69
ZXM2132	2CPX042530R9999	4011617425304	711010		7/69
ZXM2133	2CPX042531R9999	4011617425311	711010		7/69
ZXM2134	2CPX042532R9999	4011617425328	711010		7/69
ZXM2224	2CPX042672R9999	4011617426721	711010		7/58
ZXM2225	2CPX042673R9999	4011617426738	711010		7/58
ZXM2226	2CPX042674R9999	4011617426745	711010		7/58
ZXM2227	2CPX042675R9999	4011617426752	711010		7/58

Type	Ord. No.	EAN Code	Product-code	Price	Page
ZXM2228	2CPX042676R9999	4011617426769	711010		7/58
ZXM2229	2CPX042677R9999	4011617426776	711010		7/58
ZXM2230	2CPX042678R9999	4011617426783	711010		7/60
ZXM2230	2CPX042678R9999	4011617426783	711010		7/62
ZXM2231	2CPX042679R9999	4011617426790	711010		7/60
ZXM2231	2CPX042679R9999	4011617426790	711010		7/62
ZXM2232	2CPX042680R9999	4011617426806	711010		7/60
ZXM2232	2CPX042680R9999	4011617426806	711010		7/62
ZXM2233	2CPX042681R9999	4011617426813	711010		7/60
ZXM2233	2CPX042681R9999	4011617426813	711010		7/62
ZXM2234	2CPX042682R9999	4011617426820	711010		7/60
ZXM2234	2CPX042682R9999	4011617426820	711010		7/62
ZXM2235	2CPX042683R9999	4011617426837	711010		7/60
ZXM2235	2CPX042683R9999	4011617426837	711010		7/62
ZXM2236	2CPX042684R9999	4011617426844	711010		7/59
ZXM2237	2CPX042685R9999	4011617426851	711010		7/59
ZXM2238	2CPX042686R9999	4011617426868	711010		7/59
ZXM2239	2CPX042687R9999	4011617426875	711010		7/59
ZXM2240	2CPX042688R9999	4011617426882	711010		7/59
ZXM2241	2CPX042689R9999	4011617426899	711010		7/59
ZXM2242	2CPX042690R9999	4011617426905	711010		7/60
ZXM2242	2CPX042690R9999	4011617426905	711010		7/62
ZXM2243	2CPX042691R9999	4011617426912	711010		7/60
ZXM2243	2CPX042691R9999	4011617426912	711010		7/62
ZXM2244	2CPX042692R9999	4011617426929	711010		7/60
ZXM2244	2CPX042692R9999	4011617426929	711010		7/62
ZXM2245	2CPX042693R9999	4011617426936	711010		7/60
ZXM2245	2CPX042693R9999	4011617426936	711010		7/62
ZXM2246	2CPX042694R9999	4011617426943	711010		7/60
ZXM2246	2CPX042694R9999	4011617426943	711010		7/62
ZXM2247	2CPX042695R9999	4011617426950	711010		7/60
ZXM2247	2CPX042695R9999	4011617426950	711010		7/62
ZXM2248	2CPX042696R9999	4011617426967	711010		7/59
ZXM2249	2CPX042697R9999	4011617426974	711010		7/59
ZXM2250	2CPX042698R9999	4011617426981	711010		7/59
ZXM2251	2CPX042699R9999	4011617426998	711010		7/59
ZXM2252	2CPX042700R9999	4011617427001	711010		7/59
ZXM2253	2CPX042701R9999	4011617427018	711010		7/59
ZXM2254	2CPX042702R9999	4011617427025	711010		7/61
ZXM2255	2CPX042703R9999	4011617427032	711010		7/61
ZXM2256	2CPX042704R9999	4011617427049	711010		7/61
ZXM2257	2CPX042705R9999	4011617427056	711010		7/61
ZXM2258	2CPX042706R9999	4011617427063	711010		7/61
ZXM2259	2CPX042707R9999	4011617427070	711010		7/61
ZXM2324	2CPX042750R9999	4011617427506	711010		7/58
ZXM2325	2CPX042751R9999	4011617427513	711010		7/58
ZXM2326	2CPX042752R9999	4011617427520	711010		7/58
ZXM2327	2CPX042753R9999	4011617427537	711010		7/58
ZXM2328	2CPX042754R9999	4011617427544	711010		7/58
ZXM2329	2CPX042755R9999	4011617427551	711010		7/58
ZXM2330	2CPX042756R9999	4011617427568	711010		7/60
ZXM2330	2CPX042756R9999	4011617427568	711010		7/62
ZXM2331	2CPX042757R9999	4011617427575	711010		7/60
ZXM2331	2CPX042757R9999	4011617427575	711010		7/62
ZXM2332	2CPX042758R9999	4011617427582	711010		7/60
ZXM2332	2CPX042758R9999	4011617427582	711010		7/62
ZXM2333	2CPX042759R9999	4011617427599	711010		7/60
ZXM2333	2CPX042759R9999	4011617427599	711010		7/62
ZXM2334	2CPX042760R9999	4011617427605	711010		7/60
ZXM2334	2CPX042760R9999	4011617427605	711010		7/62
ZXM2335	2CPX042761R9999	4011617427612	711010		7/60
ZXM2335	2CPX042761R9999	4011617427612	711010		7/62
ZXM2336	2CPX042762R9999	4011617427629	711010		7/59
ZXM2337	2CPX042763R9999	4011617427636	711010		7/59
ZXM2338	2CPX042764R9999	4011617427643	711010		7/59
ZXM2339	2CPX042765R9999	4011617427650	711010		7/59
ZXM2340	2CPX042766R9999	4011617427667	711010		7/59
ZXM2341	2CPX042767R9999	4011617427674	711010		7/59
ZXM2342	2CPX042768R9999	4011617427681	711010		7/60
ZXM2342	2CPX042768R9999	4011617427681	711010		7/62

Index

Type	Ord. No.	EAN Code	Product-code	Price	Page
ZXM2343	2CPX042769R9999	4011617427698	711010		7/60
ZXM2343	2CPX042769R9999	4011617427698	711010		7/62
ZXM2344	2CPX042770R9999	4011617427704	711010		7/60
ZXM2344	2CPX042770R9999	4011617427704	711010		7/62
ZXM2345	2CPX042771R9999	4011617427711	711010		7/60
ZXM2345	2CPX042771R9999	4011617427711	711010		7/62
ZXM2346	2CPX042772R9999	4011617427728	711010		7/60
ZXM2346	2CPX042772R9999	4011617427728	711010		7/62
ZXM2347	2CPX042773R9999	4011617427735	711010		7/60
ZXM2347	2CPX042773R9999	4011617427735	711010		7/62
ZXM2348	2CPX042774R9999	4011617427742	711010		7/59
ZXM2348	2CPX042774R9999	4011617427742	711010		7/61
ZXM2349	2CPX042775R9999	4011617427759	711010		7/59
ZXM2349	2CPX042775R9999	4011617427759	711010		7/61
ZXM2350	2CPX042776R9999	4011617427766	711010		7/59
ZXM2350	2CPX042776R9999	4011617427766	711010		7/61
ZXM2351	2CPX042777R9999	4011617427773	711010		7/59
ZXM2351	2CPX042777R9999	4011617427773	711010		7/61
ZXM2352	2CPX042778R9999	4011617427780	711010		7/59
ZXM2352	2CPX042778R9999	4011617427780	711010		7/61
ZXM2353	2CPX042779R9999	4011617427797	711010		7/59
ZXM2353	2CPX042779R9999	4011617427797	711010		7/61
ZXM2500	2CPX042867R9999	4011617428671	701010		7/29
ZXM2501	2CPX042868R9999	4011617428688	701010		7/29
ZXM2502	2CPX042869R9999	4011617428695	701010		7/29
ZXM2503	2CPX042870R9999	4011617428701	701010		7/29
ZXM2504	2CPX042871R9999	4011617428718	701010		7/29
ZXM2505	2CPX042872R9999	4011617428725	701010		7/29
ZXM2506	2CPX042873R9999	4011617428732	701010		7/29
ZXM2507	2CPX042874R9999	4011617428749	701010		7/29
ZXM2508	2CPX042875R9999	4011617428756	701010		7/29
ZXM2509	2CPX042876R9999	4011617428763	701010		7/29
ZW21P2	2CPX062683R9999	4011617626831	704010		7/9
ZW21P2	2CPX062683R9999	4011617626831	704010		7/93
ZW22P2	2CPX062684R9999	4011617626848	704010		7/93
ZW23P2	2CPX062685R9999	4011617626855	713010		7/93
ZW24P2	2CPX062693R9999	4011617626930	713010		7/93

Contact us

STRIEBEL & JOHN GmbH & Co. KG

Am Fuchsgraben 2 - 3
77880 Sasbach

Germany

Phone: +49 7841 609 0

Fax: +49 7841 609 545

E-Mail: info.desuj@de.abb.com

www.striebelundjohn.com

We reserve the right to make technical changes or modify the contents of this document without prior notice. With regard to purchase orders, the agreed particulars shall prevail. STRIEBEL & JOHN does not accept any responsibility whatsoever for potential errors or possible lack of information in this document.

We reserve all rights in this document and in the subject matter and illustrations contained therein. Any reproduction, disclosure to third parties or utilization of its contents - in whole or in parts - is forbidden without prior written consent of STRIEBEL & JOHN.

Copyright © 2015 STRIEBEL & JOHN
All rights reserved

K-0186-pdf-02/2015-V1 - 2CPC 000 186 C0201