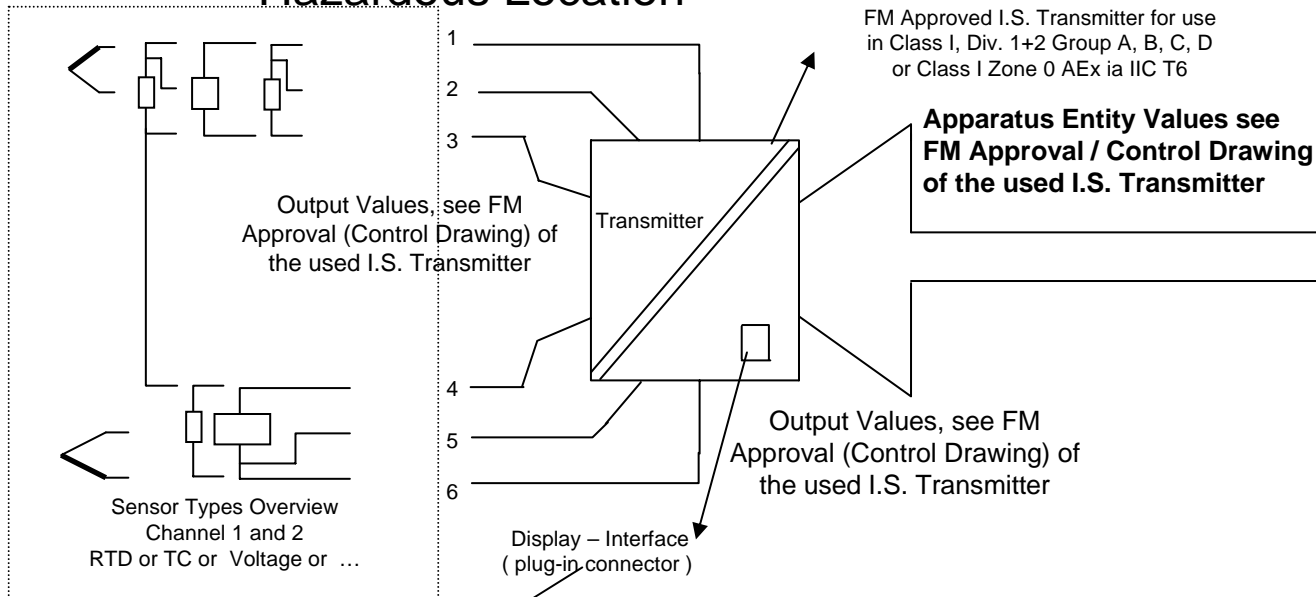
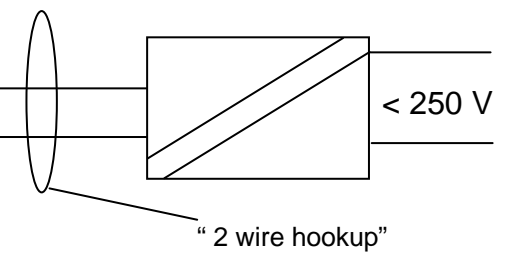


## Hazardous Location



## Non – Hazardous Location

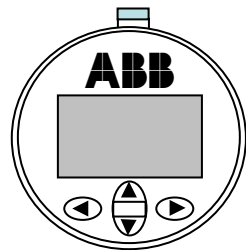
### Barrier Galvanic Isolator



**Warning:**  
For intrinsically safe Applications, equipment should not use or generate voltage which exceeds 250V RMS.

Install in accordance with the ANSI / ISA RP 12.06.01.

Do not alter without FM authorization.



**HMI-Ex Type A, AS**

**HMI-Ex Type B, BS**

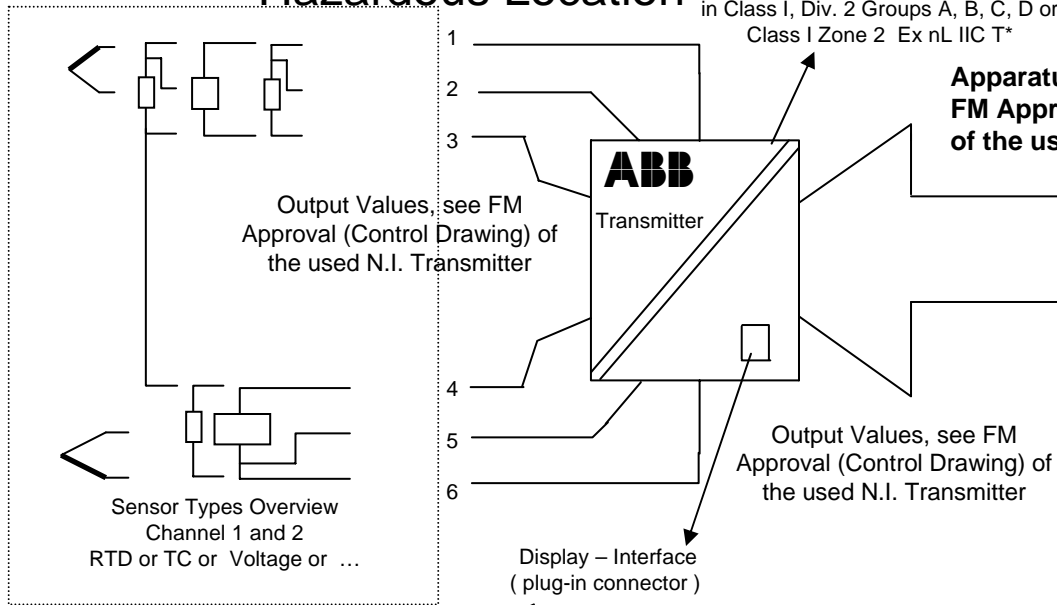
### HMI / Display Maximum Input Values

I.S. Class I Div 1 and Div 2; Group: A,B,C,D or I.S. Class I Zone 0 AEx ia IIC  
Temp.Ident T6 Tamb 56°C, T4 Tamb 85°C  
Ui / Vmax = 9 V; li / Imax < 65.2 mA; Pi = 101 mW  
Ci = 0,4 µF; Li = 0  
Terminals: 6 PIN Connector

HMI-Ex Type A, AS, B, BS (Display), is an open type which must be installed within an enclosure appropriate for environmental protection accordance with ANSI/ISA S82 01 and S82 03 standards.

				Title:			Scale:
				HMI-Ex Type A, AS, B, BS Intrinsic Safety Control Drawing (FM)			----
				Approv.	13.08.08	Zeiger	
				Date	Name		
1.03	AS,B,BS	13.08.08	Müller				
1.02	FM input	20.10.06	Zeiger				
1.01	FM input	05.07.06	Zeiger				
1.00	Release	21.03.06	Zeiger				
Rev.	Desc.	Date	Name				
				<b>ABB</b> Automation Products			
				Drawing / Part No.:			Page : of
				<b>SAP_214748</b>			1 / 1
				Replacement of: -----			

## Hazardous Location

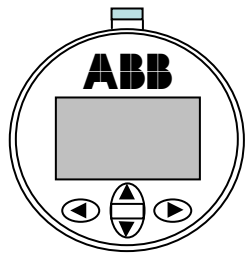
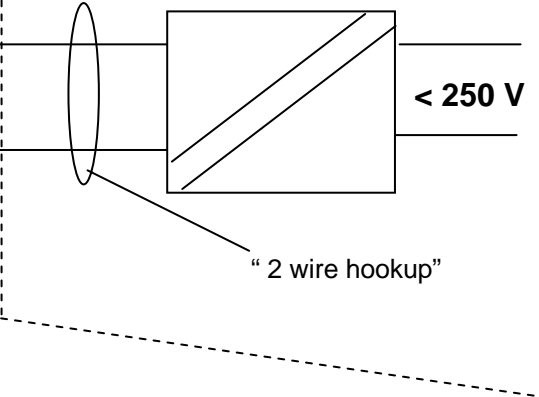


FM Approved N.I.. Transmitter for use in Class I, Div. 2 Groups A, B, C, D or Class I Zone 2 Ex nL IIC T\*

Apparatus Input Values see FM Approval / Control Drawing of the used N.I. Transmitter

## Non – Hazardous Location

Associated Apparatus or Power Supply



HMI-Ex Type A, AS

HMI-EX Type B, BS

HMI-Ex Type A, AS, B, BS (Display), is an open type unit which must be installed within an enclosure appropriate for environmental protection accordance with ANSI/ISA S82 01 and S82 03 Standard.

### HMI / Display Maximum Input Values

N.I. Class I Div 2; Group: A,B,C,D or Ex nL IIC T\*, Class I Zone 2  
 Temp. Ident T6 Tamb 60°C, T4 Tamb 85°C  
 Ui / Vmax = 9 V; li / lmax < 65.2 mA; Pi = 101 mW  
 Ci < 0,4µF; li = 0  
 Terminals: 6 PIN Connector

1. The HMI\_Ex Type A,AS, B, BS Displays are FM approved for non-incendive, when installed per National Electric C (NEC) Article 501-4(B) exception or 502-4(B) exception with FM approved non-incendive Interface output values which meet the parameters indicadet beside.
2. Warning: Explosion hazard, do not disconnect equipment unless power has been switched off, or the area is known to be non-hazardous.  
  
Warning: Substitution of components may impair suitability for Class 1 Division 2.

				Title:			Scale:				
				HMI-Ex Type A, AS, B, BS Non-Incendive Control Drawing (FM)			-----				
				Approv.	13.08.08	Zeiger					
				Date		Name					
1.03	AS,B,BS	13.08.08	Müller					Drawing / Part No.:	Page : of		
1.02	FM input	20.10.06	Zeiger					SAP_ 214751		1 / 1	
1.01	FM input	05.07.06	Zeiger								
1.00	Release	21.03.06	Zeiger								
Rev.	Desc.	Date	Name					Replacement of: -----			