

REVISIONS					
REV	ACTION	DRAWN	CHECKED	APPROVED	DATE
AG	D20723	KASTNER	KASTNER	BUSHNELL	07/09/04
AE	D15777	KASTNER	KASTNER	BUSHNELL	04/05/19
AF	D16146	KASTNER	KASTNER	BUSHNELL	04/08/05

POWER SUPPLY
24V IN/12V OUT

2012546-003

MODEL

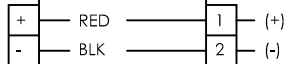
ELEK PCBA

TERM PCBA

6410/6411
6413/6414
XFC6213
FCU6213

2015333-XXX
2100204-XXX
2102838-XXX
XFC G4
GP & DIV 2

J5



6410/6411
6413/6414

2015333-XXX
DIV 1

J19



6790

2017245-XXX
2015080-XXX

2010232-XXX

TB1



6713/6714

2015382-XXX
GP & DIV 2

J7



6713/6714

2015382-XXX
DIV 1

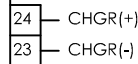
J22



66XX

2010232-XXX
2010005-XXX

TB1



XRC6490/
6790/6890

2100355-XXX
2103022-XXX
XRC G4

J17



6470/6770/6270
LMC7100

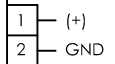
W/CHARGER
SCI#ASC-12/8A



UFLO6213

2100767-XXX PCBA
2103082-XXX
UFLO G4
GP & DIV 2
(IMV 2100835-XXX)

J7



		001	ITEM NO.	PART NUMBER	DESCRIPTION	REF/ZONE DESIG MATERIAL	UNIT MEAS
		ASSEMBLY/QUANTITY					
DO NOT SCALE DRAWING		UNLESS OTHERWISE SPECIFIED DIMENSIONS ARE IN INCHES		PRODUCT LINE	LEVEL	TOTALFLOW®	
THIRD ANGLE PROJECTION		TOLERANCES ARE:		DESIGN	DATE	ABB TOTALFLOW Products	
		DECIMAL		DRAWN		TITLE	
		ANGULAR		A. KASTNER	01/11/15	WIRING & INTERCONNECT	
		.XX ± --		CHECKED		POWER SUPPLY, 24V IN / 12V OUT	
		.XXX ± --		A. KASTNER	01/11/15	WI	
		BREAK ALL SHARP CORNERS AND EDGES DIMENSIONS APPLY BEFORE FINISH		APPROVED		SCALE	SIZE
				G. HOLLAND	01/11/15	NONE	B
						DWG. TYPE	DRW. NO.
						WI	2100585
						REV	SHEET
						AG	1 OF 2

POWER SUPPLY
24V IN/12V OUT

2012546-003

MODEL

ELEK PCBA

TERM PCBA

LMC7100

2101210-XXX

