


Serenga 2

Project covering & stylish



Recessed downlight

- Metal heatsink - high grade polycarbonate body
- Specially designed lens for optimised light distribution
- Modular, First-Fix installation
- Round or square trim shapes are available as interior design choices
- Escape route supplied as standard



Luminaire

Order code	Description	Input voltage	Lamp type	Lamp output (lm)	Power consumption (VA/W)	Operation / duration (hrs)	Environment temp. (°C)	Weight (kg)	Version
CTSR2-DEA-M3	REC M3 CT-NAVEO ESC-L4M WH	220-240 AC 50Hz	1 x LED 2W	203	3.5 / 3	3	5-40	0.6	○
CTSR2Q-DEA-M3	REC-SQ M3 CT-NAVEO ESC-L4M WH	220-240 AC 50Hz			3.5 / 3	3	5-40	0.6	□
SR2-DEA-230	REC 230V ESC-L4M WH	220-240 AC/DC 0-60Hz			5.5 / 5	230V	0-40	0.4	○
SR2-DEA-230LT	REC 230V EMEX ESC-L4M WH	220-240 AC 50/60Hz			5.5 / 5	230V	0-40	0.4	○
SR2-DAC-230LT*	REC 230V EMEX ESC-L4M WH	220-240 AC 50/60Hz			5.5 / 5	230V	0-40	0.4	○
SR2-DEA-M3	REC M3 AUTOTST ESC-4MH WH	220-240 AC 50Hz			3.5 / 3	3	5-40	0.6	○
SR2Q-DEA-230	REC-SQ 230V ESC L4M WH	220-240 AC/DC 0-60Hz			5.5 / 5	230V	0-40	0.4	□
SR2Q-DEA-230LT	REC-SQ 230V EMEX ESC-L4M WH	220-240 AC 50/60Hz			5.5 / 5	230V	0-40	0.4	□
SR2Q-DEA-M3	REC-SQ M3 AUTOTST ESC-L4M WH	220-240 AC 50Hz			3.5 / 3	3	5-40	0.6	□
DASR2-DEA-M3	REC M3 DALI ESC-4MH WH	220-240 AC 50Hz			3.5 / 3	3	5-40	0.6	○

* Suitable for application requirements of NFPA101 Includes lens A

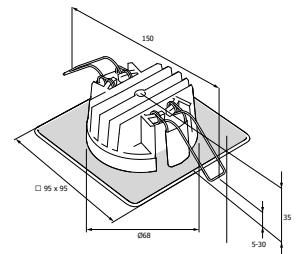
Select optical lens for application required

Code	Lens	Type	Application
SR2-LENS1*	A	Escape route	2-4m corridor use, ceiling mount
SR2-LENS2	B	Escape route, or object	4-8m corridor use, ceiling mount. Or spot light at 2-4m (ceiling mount)
SR2-LENS3	C	Escape route	8-12m corridor use, ceiling mount
SR2-LENS4	D	Open area	2-4m, open area space
SR2-LENS5	E	Open area	4-8m, open area space
SR2-LENS6	F	Open area	8-12m, open area space
SR2-LENS7	G	Escape route	2-4m corridor use, wall mount

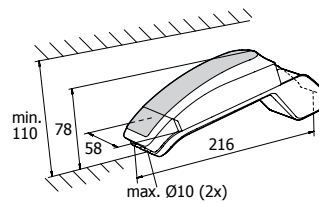
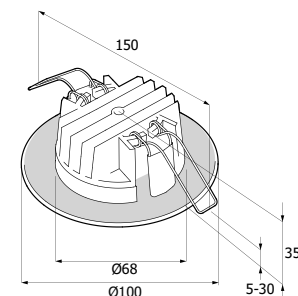
*Lens included in the box See spacing tables on pages 128-129

IP Rating	Product type
IP20	flush mount from above
IP42	flush mount from below

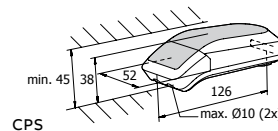
Square cover



Round cover



Self-contained



CPS