

NOTES:

1. WARNING!

Using a non-factory RS485 data cable between radio and first unit may result in damage and may void system warranty.

2. Zero second Listen Time is required.
3. All installations in hazardous locations must comply with requirements of certification drawing 2017275-CD.
4. Maximum length of RS485 bus is 4000 Ft. @9600 baud using Totalflow cable P/N 2011648-001 or equivalent.
5. Daisy-chaining only, no Star configurations.

Jumper 1 to 2 on J10 to terminate last unit on bus.

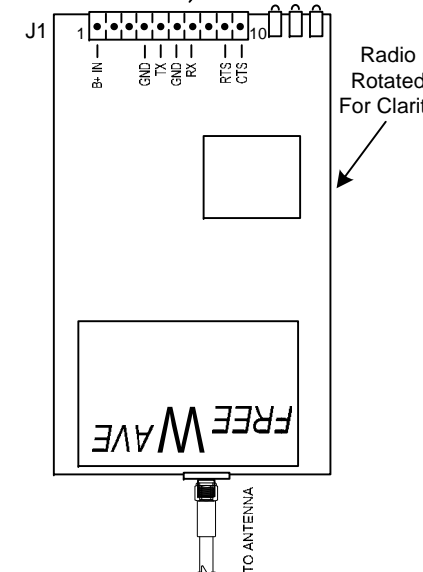
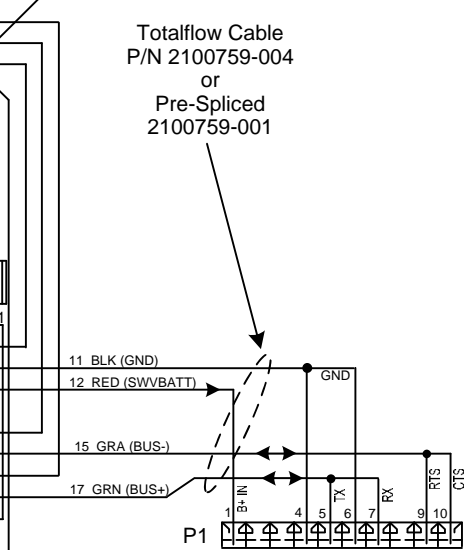
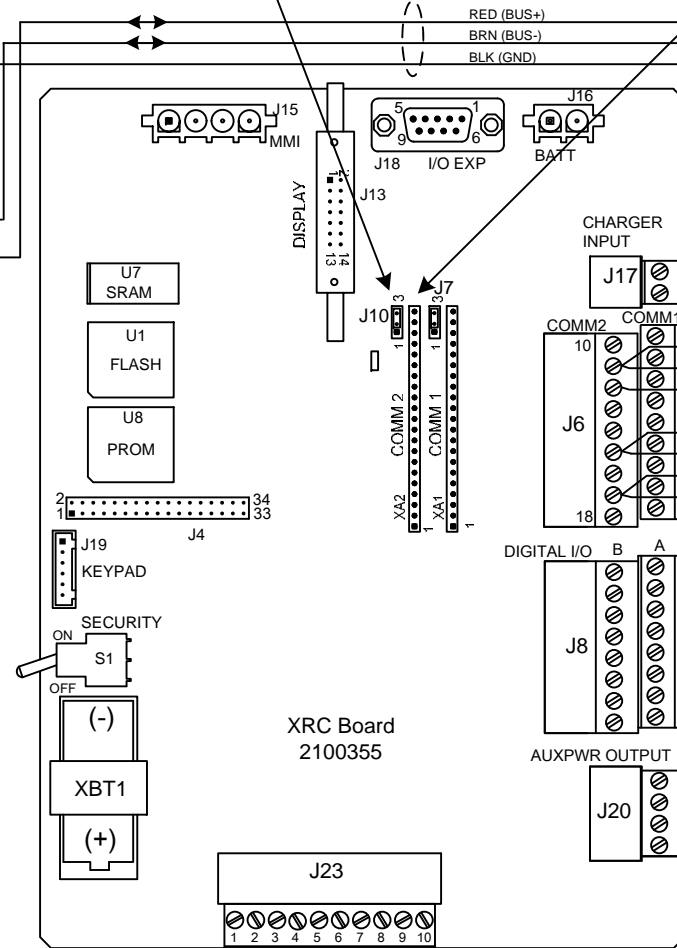
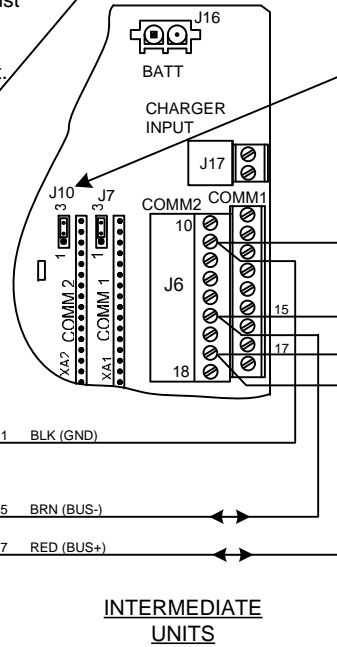
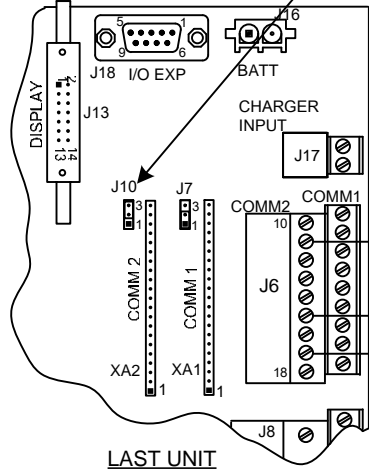
Jumper 2 to 3 on J10 for first and intermediate units.
or
If the first unit is the only unit, jumper 1 to 2 to terminate.

Totalflow RS-485 Cable
P/N 2011648-001
Between Each Unit

Plug in modules with smooth side of the module on the left which puts pin 1 on the bottom.

RS-232 Communications Module
Totalflow P/N 2015193-002/003
In Each Unit.

Totalflow Cable
P/N 2100759-004
or
Pre-Spliced
2100759-001



6. Cable Shielding – Cable segments between units should have their shields terminated on one end only. The RS-485 Cable (P/N 2011648-001) has two shields, each with its own drain wire. When connecting multiple units together, connect the two drain wires on the first unit to one of the two ground screws on the bottom left-hand side of the enclosure. Cut the cable and terminate the wiring on the second unit but do not connect the drain wires. On the next segment between the second and third units, connect the two drain wires to the second unit but not to the third unit. Repeat this process until all units are wired.

PRIMARY SETUP ITEMS FOR FREEWAVE RS-485 RADIOS:

1. Modem Mode = 3 (Point to MultiPoint Slave).
2. Modem Baud = 6 (9600) - (other baud rates can be used but needs to match flow computer's baud rate).
3. RS232/485 = 2 (RS485)
4. Number Repeaters (Enter number of repeaters)
5. NetWork ID (Enter address ID of radio which is also the same as the Master Radio's ID.

Note: Typically, all other setup items can be left in their default state.

REF: 2100527-WI

ABB	TOTALFLOW Products	ACTION	DOC TYPE	TITLE	DWG NO.	REV	SHEET
		L16933	UD	XRC COMM 2 (2100355 BD) TO FREEWAVE RADIO (RS-485)	2101975	AA	1 OF 1