

 TECHNICAL DATA SHEET

ABB cable glands – MSG-45 series

General purpose cable glands



Ideal for installations such as robot manufacturers, packaging equipment, machine tool building and other industrial OEM and MRO applications.

Certifications / Standards:


Features & Benefits:

- Large cable clamping range
- Full length bushing seal protects cable
- Elbow construction for compact installations

Applications:

- General purpose
- Machine building
- Maintenance and repair
- Suitable for cable types:
 - Non-armoured
 - Portable

Material:

- Steel/Zinc construction
- Neoprene sealing
- Nylon retaining ring

Environmental ratings:
Working Temperature:

- Normal use: -20 to +105C (-4 to +221F)

Ingress protection:

To ensure ingress protection, use suitable gasket and lock nut when required.

- Type 4x or 6 (With 5262 series sealing rings)
- Wet and Dry Locations

Fire

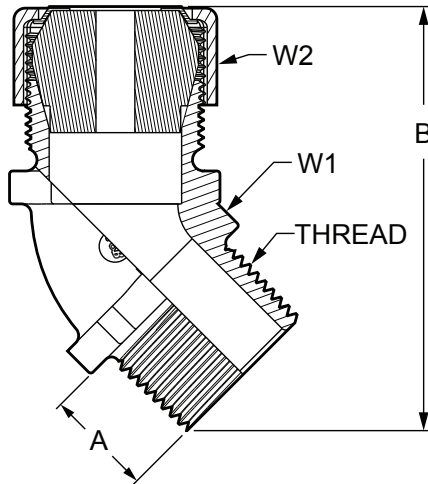
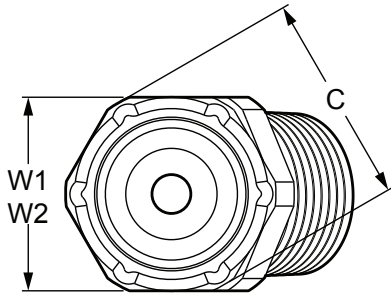
- NFPA 70 (ANSI)

Chemical resistance guide:

- See publication TDS000081

Conforms to:

- UL514B
- CSA C22.2-18.3
- ANSI C33.84
- NFPA 70 (ANSI)
- RoHS (Restriction of Hazardous Substances Directive) 2011/65/EU Incorporating 2015/863 amendment to Annex II



Product selection

Part no:	Thread (NPT)	Cable range		Nominal dimensions				
		Min	Max	A	B	C	W1	W2
2200	1/2	3.18	6.35	17.48	32.54	30.18	27.00	30.99
		(0.125)	(0.250)	(0.688)	(1.281)	(1.188)	(1.063)	(1.220)
2201	1/2	6.35	9.53	17.48	32.54	30.18	27.00	30.99
		(0.250)	(0.375)	(0.688)	(1.281)	(1.188)	(1.063)	(1.220)
2202	1/2	9.53	12.70	17.48	32.54	30.18	27.00	30.99
		(0.375)	(0.500)	(0.688)	(1.281)	(1.188)	(1.063)	(1.220)
2203	1/2	11.43	14.22	17.48	32.54	30.18	27.00	30.99
		(0.450)	(0.560)	(0.688)	(1.281)	(1.188)	(1.063)	(1.220)
2204 *	1/2	12.70	15.88	16.43	46.05	32.99	28.58	31.12
		(0.500)	(0.625)	(0.647)	(1.813)	(1.299)	(1.125)	(1.225)
2205 *	1/2	15.88	19.05	16.43	46.05	32.99	28.58	31.12
		(0.625)	(0.750)	(0.647)	(1.813)	(1.299)	(1.125)	(1.225)
2206-TB	3/4	3.18	6.35	16.69	46.05	35.76	30.96	31.12
		(0.125)	(0.250)	(0.657)	(1.813)	(1.408)	(1.219)	(1.225)
2207-TB	3/4	6.35	9.53	16.69	46.05	35.76	30.96	31.12
		(0.250)	(0.375)	(0.657)	(1.813)	(1.408)	(1.219)	(1.225)
2208-TB	3/4	9.53	12.70	16.69	46.05	35.76	30.96	31.12
		(0.375)	(0.500)	(0.657)	(1.813)	(1.408)	(1.219)	(1.225)
2209	3/4	12.70	15.88	16.69	46.05	35.76	30.96	31.12
		(0.500)	(0.625)	(0.657)	(1.813)	(1.408)	(1.219)	(1.225)
2210	3/4	15.88	19.05	16.69	46.05	35.76	30.96	31.12
		(0.625)	(0.750)	(0.657)	(1.813)	(1.408)	(1.219)	(1.225)
2211 *	3/4	19.05	22.35	19.84	38.10	40.34	34.93	37.97
		(0.750)	(0.880)	(0.781)	(1.500)	(1.588)	(1.375)	(1.495)
2213	1	9.53	12.70	19.84	38.10	43.99	38.10	31.12
		(0.375)	(0.500)	(0.781)	(1.500)	(1.732)	(1.500)	(1.225)
2214	1	12.70	15.88	19.84	38.10	43.99	38.10	31.12
		(0.500)	(0.625)	(0.781)	(1.500)	(1.732)	(1.500)	(1.225)
2215	1	15.88	19.05	19.84	38.10	43.99	38.10	31.12
		(0.625)	(0.750)	(0.781)	(1.500)	(1.732)	(1.500)	(1.225)
2216	1	19.05	22.23	19.84	37.31	45.82	39.70	37.97
		(0.750)	(0.875)	(0.781)	(1.469)	(1.804)	(1.563)	(1.495)
2217 *	1	22.23	25.02	19.84	37.31	45.82	39.70	37.97
		(0.875)	(0.985)	(0.781)	(1.469)	(1.804)	(1.563)	(1.495)
2218 *	1	22.35	27.05	19.84	50.01	54.99	47.63	48.54
		(0.880)	(1.065)	(0.781)	(1.969)	(2.165)	(1.875)	(1.911)
2219 *	1	27.05	30.61	19.84	50.01	54.99	47.63	48.54
		(1.065)	(1.205)	(0.781)	(1.969)	(2.165)	(1.875)	(1.911)
2222 *	1-1/4	30.15	34.93	21.44	57.15	54.38	50.80	54.38
		(1.187)	(1.375)	(0.844)	(2.250)	(2.141)	(2.000)	(2.141)
2223 *	1-1/4	34.93	37.72	21.44	57.15	79.78	50.80	79.78
		(1.375)	(1.485)	(0.844)	(2.250)	(3.141)	(2.000)	(3.141)

* Remove sufficient outer jacket of the cable joint to permit conductors to pass through fitting body. Fittings used in a trade size knockout requiring a Type 4x or 6 listing require a 5262 series sealing ring. Dimensions for reference only.

Bold numbers are metric, parenthesis numbers are inches.

Note: Product must be installed in accordance with applicable national and local electrical codes.

ABB Inc.
Electrification Products
Memphis, Tennessee
USA

We reserve the right to make technical changes or modify the contents of this document without prior notice. With regard to purchase orders, the agreed particulars shall prevail. ABB Inc. does not accept any responsibility whatsoever for potential errors or possible lack of information in this document.

We reserve all rights in this document and in the subject matter and illustrations contained therein. Any reproduction, disclosure to third parties or utilization of its contents – in whole or in parts – is forbidden without prior written consent of ABB Inc. Copyright© 2017 ABB Inc. All rights reserved.

