



# Accessories


## MS116, MS132, MO132, MS132-T



PS1-2-0-65



PS1-3-1-100



S1-M3-35



S1-M2-25




TS1-M30-S1



SA2



SA1



PB1-1-32



S1-PB1-25

Three-phase busbars ensure a quick and safe connection and are therefore a cost effective solution. A variety of different three-phase busbars up to 100 A are in the assortment. Between 2 and 4 manual motor starters with none, one or two lateral auxiliary contacts can be connected. Different three-phase feeder terminals are available according to the application.

Phase connecting links and phase power infeed blocks are also available for single-phase applications.

Suitable for	Rated operational current	Number of manual motor starters	Number of lateral auxiliary contacts	Type	Order code	Pkg qty	Weight (1 pce)
	A						kg

### Three-phase busbars

MS116, MS132, MO132	65	2	0	PS1-2-0-65	1SAM201906R1102	10	0.034
	65	3	0	PS1-3-0-65	1SAM201906R1103	10	0.055
	65	4	0	PS1-4-0-65	1SAM201906R1104	10	0.077
	65	5	0	PS1-5-0-65	1SAM201906R1105	10	0.098
	65	2	1	PS1-2-1-65	1SAM201906R1112	10	0.036
	65	3	1	PS1-3-1-65	1SAM201906R1113	10	0.060
	65	4	1	PS1-4-1-65	1SAM201906R1114	10	0.087
	65	5	1	PS1-5-1-65	1SAM201906R1115	10	0.108
	65	2	2	PS1-2-2-65	1SAM201906R1122	10	0.040
	65	3	2	PS1-3-2-65	1SAM201906R1123	10	0.067
MS116, MS132, MO132	65	4	2	PS1-4-2-65	1SAM201906R1124	10	0.095
	65	5	2	PS1-5-2-65	1SAM201906R1125	10	0.122
	100	3	0	PS1-3-0-100	1SAM201916R1103	10	0.084
	100	4	0	PS1-4-0-100	1SAM201916R1104	10	0.117
	100	5	0	PS1-5-0-100	1SAM201916R1105	10	0.154
	100	3	1	PS1-3-1-100	1SAM201916R1113	10	0.094
	100	4	1	PS1-4-1-100	1SAM201916R1114	10	0.134
	100	5	1	PS1-5-1-100	1SAM201916R1115	10	0.172
	100	3	2	PS1-3-2-100	1SAM201916R1123	10	0.105

Note: busbars are only suitable for screw versions

Suitable for	Rated operational current	Rated cross section	Mounting form	Type	Order code	Pkg qty	Weight (1 pce)
	A	mm <sup>2</sup>					kg

### Three-phase feeder terminals

MS116, MS132, MO132	65	25	Flat	S1-M1-25	1SAM201907R1101	10	0.038
	65	25	High	S1-M2-25	1SAM201907R1102	10	0.051
	65	25	UL/CSA Type E/F and IEC	S1-M3-25	1SAM201907R1103	10	0.042
	100	35	UL/CSA Type E/F and IEC	S1-M3-35	1SAM201913R1103	10	0.060

### Terminal spacers, Type E

			Type	Order code	Pkg qty	Weight (1 pce)	
						kg	
MS132 ≤ 10 A	-	-	UL/CSA Type E and IEC	TS1-M3-S1	1SAM301911R1001	2	0.012
MS132 ≥ 12 A	-	-	UL/CSA Type E and IEC	TS1-M3-S2	1SAM301912R1001	2	0.012
MS132-K	-	-	UL/CSA Type E and IEC	TS1-M3-K	1SAM301913R1001	2	0.012

Note: For product availability, please consult your ABB local sales organization


Suitable for	Description	Type	Order code	Pkg qty	Weight (1 pce)
					kg
MS116, MS132, MO132	Protection cover for busbars	BS1-3	1SAM201908R1001	50	0.003
MS116, MS132, MO132, MS132-T	Screw fixing kit	FS116	1SAM201909R1001	1	0.020
MS116	Padlock + two keys	SA2	GJF1101903R0002	10	0.020
	Lock handle	SA1	GJF1101903R0001	10	0.003
	Lock handle box SA1/SA2	SA3	GJF1101903R0003	10	0.050

### Accessories for single-phase connection (IEC only)

MS116, MS132, MO132, MS132-T	Phase connecting link	PB1-1-32	1SAM201914R1001	1	0.009
	Phase power infeed block	S1-PB1-25	1SAM201914R1002	1	0.013

# Accessories

## MS165, MO165



PS2-2-0-125

2CDC41002V0015



PS2-3-0-125

2CDC41003V0015



S2-M3-50

2CDC241012V0019



KA165

2CDC41010V0014



BS2-3

2CDC241001V0015



SA2



2CDC241023F0013

### Three-phase busbars

Three-phase busbars ensure a quick and safe connection and are therefore a cost effective solution. A variety of different three-phase busbars up to 125 A are in the assortment. Between 2 and 4 manual motor starters with none, one or two lateral auxiliary contacts can be connected.

Suitable for	Rated operational current A	Number of Manual motor starters	Number of lateral auxiliary contacts	Type	Order code	Pkg qty	Weight (1 pce) kg
MS165, MO165	125	2	0	PS2-2-0-125	1SAM401920R1002	10	0.100
	125	3	0	PS2-3-0-125	1SAM401920R1003	10	0.162
	125	4	0	PS2-4-0-125	1SAM401920R1004	10	0.226
	125	2	2	PS2-2-2-125	1SAM401920R1022	10	0.117
	125	3	2	PS2-3-2-125	1SAM401920R1023	10	0.197
	125	4	2	PS2-4-2-125	1SAM401920R1024	10	0.277

Other busbar types on request.

### Feeder block

Suitable for	Rated operational current A	Rated cross section mm <sup>2</sup>	Mounting form	Type	Order code	Pkg qty	Weight (1 pce) kg
MS165, MO165	125	50	UL508A and IEC	S2-M3-50	1SAM401923R1003	1	0.172

Suitable for	Description	Type	Order code	Pkg qty	Weight (1 pce) kg
MS165, MO165	Terminal shroud	KA165	1SAM401922R1001	10	0.025
	Protection cover for busbars	BS2-3	1SAM401921R1001	10	0.005
	Padlock + two keys	SA2	GJF1101903R0002	10	0.020