

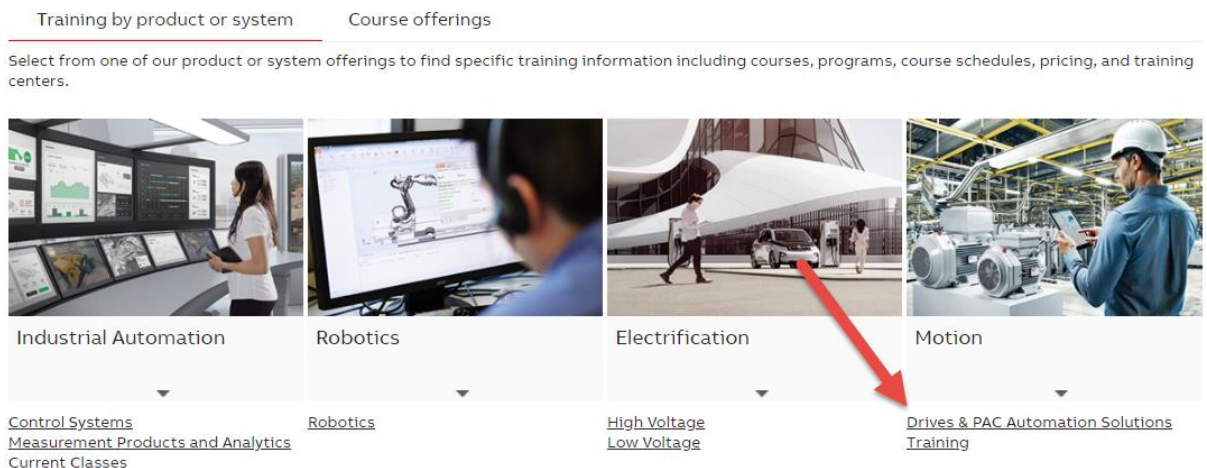
# Enroll in Training

This guide will describe the steps to enroll in a training program in the Learning Management System (LMS).

1. Go to [ABB.com/us](http://ABB.com/us). Go to the bottom of the page and click 'Training'



2. Click on Drives & PAC Automation Solutions Training link



3. Click on 'Technical Training' or 'Sales Training' (End Users click on Technical Training), then choose the Audience (End User, Industrial & Water/Wastewater Channel Partner, HVAC Channel Partner, System Integrator, OEM Partner or ABB Employee).

**How to get started**

Should you need assistance, please contact our Training Coordinators at 262-785-3260 or via [email](#)

4. Choose the Topic of the program you are interested in.

**Click a topic below to see what is offered based on the category selected.**

New Trainings Available	Basics	Safety	Product Introductions	Installation & Commissioning	Usage & Maintenance
Drive Application Specialist	Drive Application Expert	PAC Automation Support	HVAC University	Program Descriptions	Training Requests
Training Behind the Scenes Applications Experience					

5. Select from the list of programs. By clicking a link, you will be taken into the training system.

## Installation & Commissioning

The Installation & Commissioning training provides the student with comprehensive instruction in the installation, wiring, and commissioning of LV Drives. The curriculum combines on-line, instructor-led training, and hands-on lab exercises. The Installation & Commissioning training program for drives focuses on commissioning for wall mount and enclosure installation of drives up to 350HP. The program includes commissioning practices for standard analog controlled installation and installations utilizing fieldbus communications.

Duration: Varies per product

Delivery: eLearning & classroom

Cost: \$625.00 per product training

PPE Required to attend classroom training

### Additional Training Resources

- [Training Account Login](#)
- [Knowledge Base, Tech. Notes & White Papers](#)
- [Live Remote Training](#)
- [Lunch & Learns](#)
- [Swipe Guides](#)
- [Solutions Podcasts](#)
- [YouTube Channel](#)
- [PDH Accreditations](#)
- [Webinars](#)
- [Training Request Form](#)

\* PDH Accreditation available.

HVAC

[ACH550\\*](#)  
[ACH580\\*](#)

Industrial

[ACS550\\*](#)  
[ACS580\\*](#)  
[ACS800\\*](#)  
[ACS800 Advanced \(ULH, Regen & up to 1000HP\)\\*](#)  
[ACS880\\*](#)  
[DCS800\\*](#)  
[DCS880\\*](#)

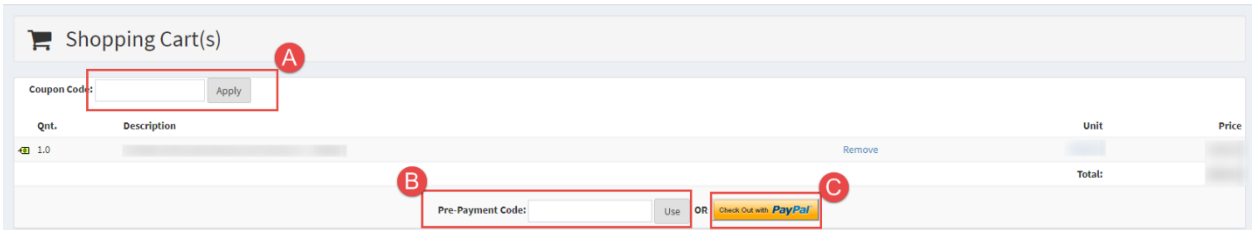
Water & Wastewater

[ACQ550\\*](#)  
[ACQ580\\*](#)

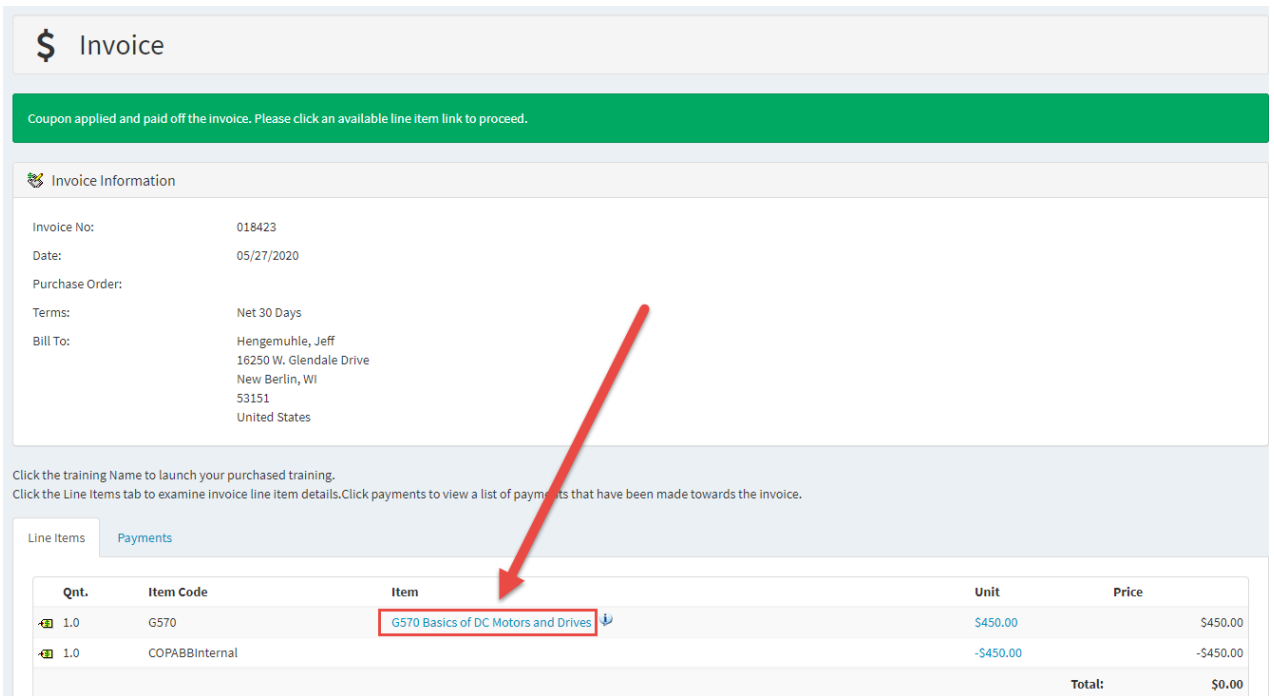
6. Ensure you are enrolling in the correct program (A), if so, click "Apply" (B) on the right

The screenshot shows a web application interface for selecting a program. At the top, there are tabs for 'Courses', 'Classes', 'Programs', and 'Job Roles'. Below the tabs, a search bar is present with the text 'Please enter the program or code you wish to search for in the Program Catalog.' The search filters section includes a 'Name/Code' input field and a 'Type' dropdown menu set to 'Any/All'. Below the search filters, there is a table with one row. The table has columns for 'Program', 'Type', 'Status', and 'Action'. The 'Program' column contains a red box around the text 'Partner certification', with a red arrow labeled 'A' pointing to it. The 'Action' column contains a red box around the 'Apply' button, with a red arrow labeled 'B' pointing to it. At the bottom left, it says 'Showing 1 to 1 of 1 entries'.

7. This is your cart, either continue adding Programs to your cart or check out. You have 3 payment options:
  - a. Coupon Code - discount, provided by your sales team or training team. Always apply this coupon first if you have it
  - b. Pre-payment code - PO or prepaid with a training coordinator contact: [drivestraining@us.abb.com](mailto:drivestraining@us.abb.com) to receive this code
  - c. Check out with PayPal - payment via credit card



8. After payment is accepted, you can click the program link to be taken to your program requirements.



9. To start the online coursework, select apply, and then click the link with the unit name. **\*\*Pop-ups must be allowed in your browser for units to launch. A hard-wired internet connection is advised.**

**Course Requirements**

Course	Requirement	Last Completed	Action
ACS580 ASU Lockout-Tagout-Confirmation	Required	Never Taken	Apply
US0010t Qualification for Power Equipment	Required	Confirmed	
US1008e_LV_Drive_Safety Presentation	Every 365 days	Never Taken	Apply
US1008v_LV_Drive_Safety-V	Every 365 days	3/1/2017	Apply
US1026e_InstallPractAC Presentation	Required	Never Taken	Apply

**Units**

To launch the unit, click the unit name. Current or last attempted unit is in bold.

**Unit**

Lock-Out-Tag-Out-Confirmation

10. To enroll in a classroom session, select "view schedule".

G3903e - ACS580-01/-04 hardware features, advantages and benefits, Internet course - EN	Required	Never Taken	Apply
ACS580 Startup - Instructor Led Training - US9438	Required	Never Taken	View Schedule
G376e - Drive composer pro fundamentals, Internet course - EN	Required	Never Taken	Apply
ACS580 Authorized Startup - Exam	Required	Never Taken	Apply

11. Select "Apply" for the class you wish to attend. If there are no classes scheduled or that you can attend, you may join a waitlist class by selecting that option from the "Actions" box. **\*\*Please note, all online courses must be completed (excluding the exam) before you may enroll in a class.**

ACS580 Startup - Instructor Led Training - US9438

Upcoming Schedule

Dates	Location	Seats	Status		
4/8/2019-4/9/2019	New Berlin, WI	16		Apply	Enroll My Learners
5/1/2019-5/2/2019	Irvine, CA	10		Apply	Enroll My Learners
5/6/2019-5/7/2019	New Berlin, WI	10		Apply	Enroll My Learners

Actions

- Waitlist for this course.
- Add this course to my learners' transcript

12. Please contact [drivetraining@us.abb.com](mailto:drivetraining@us.abb.com) or call 262-785-3260 with questions or concerns.