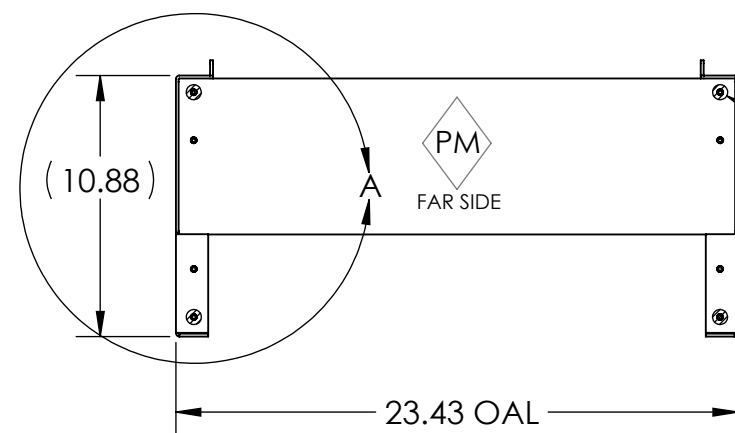
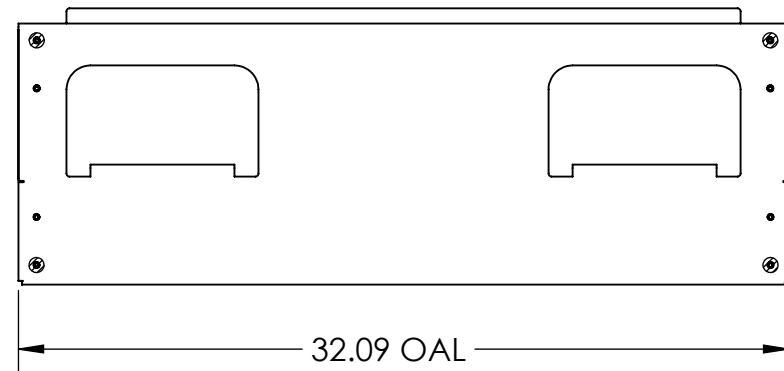
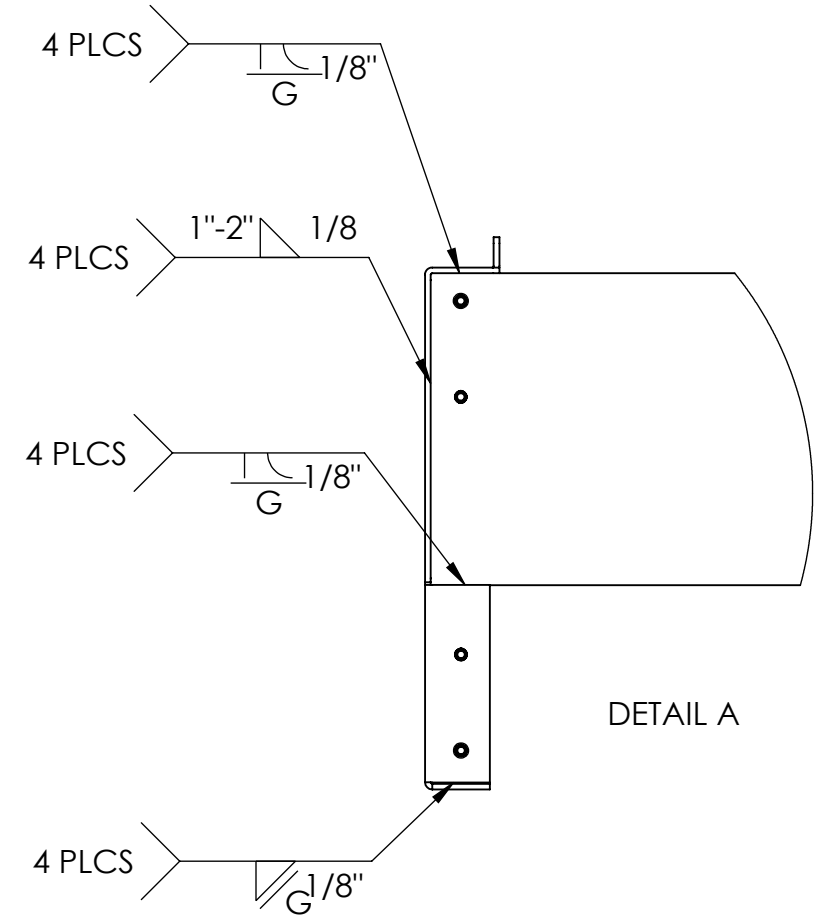
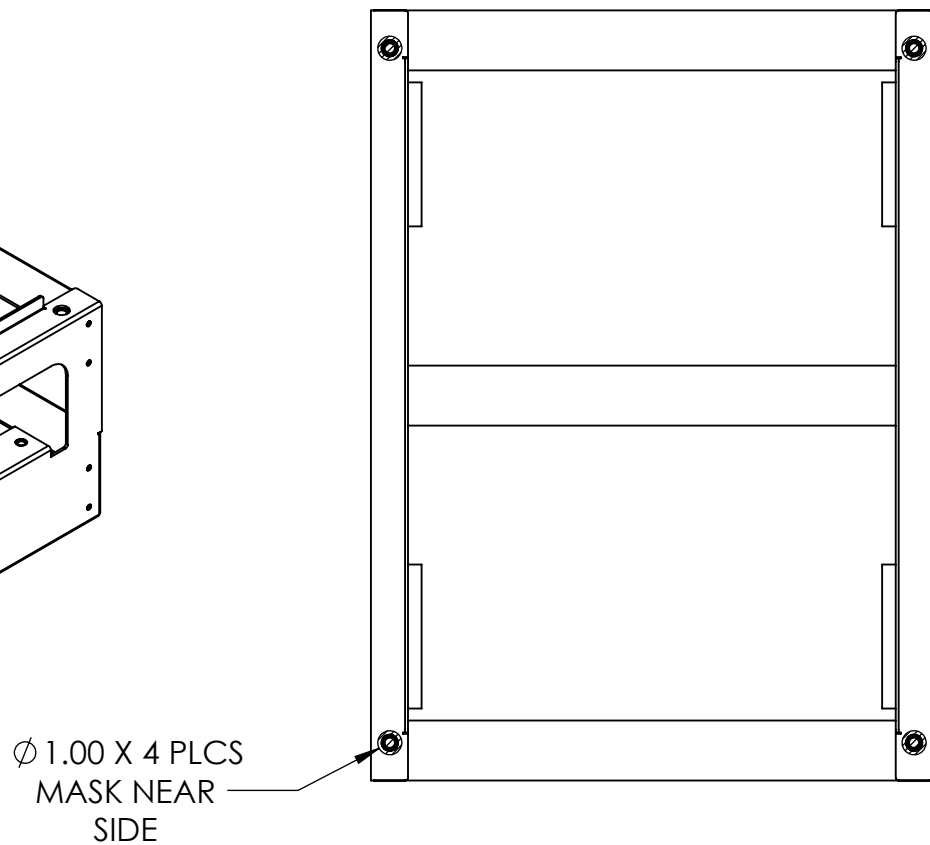
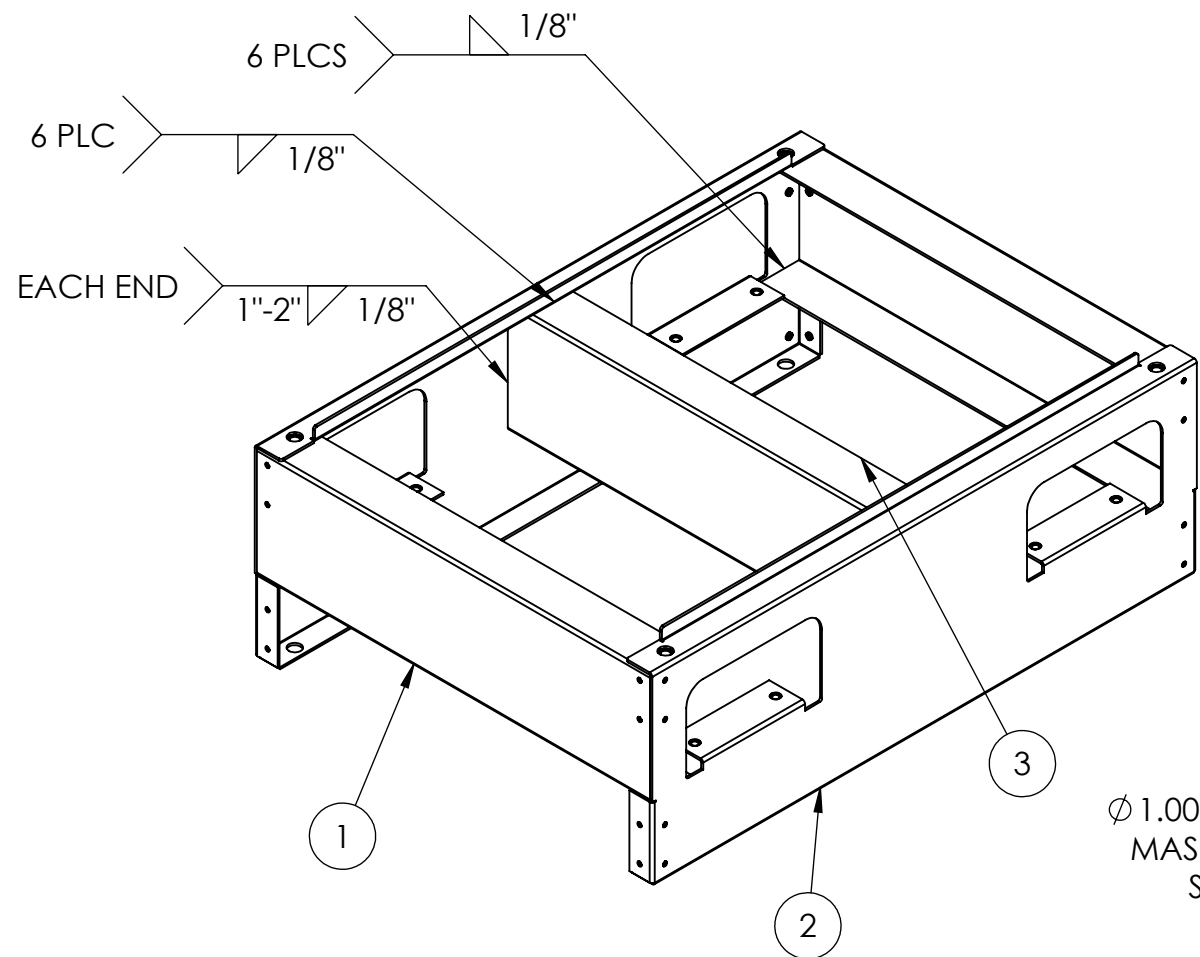


We reserve all rights in this document and in the information contained therein. Reproduction, use or disclosure to third parties without express authority is strictly forbidden. © Copyright 2014 ABB.



Ø .63 X 16 PLCS MASK NEAR SIDE

ITEM NO.	PART NUMBER	DESCRIPTION	QTY.
1	15-1000-00004255	PLT, END, TLE SCALABLE STAND	2
2	15-1000-00004254	PLT, SD, TLE SCALABLE STAND	2
3	15-1000-00004256	PLT, CTR, TLE SCALABLE STAND	1

Material <b>WELDMNT</b>	Finish <b>FINISH SPEC: 94-10-000001</b>	Prepared <b>D.H.MILBY</b>	Title <b>WLDMNT, TLE SCALABLE STAND</b>
Tolerances X.XX = ±.03 X.XXX = ±.015	Unless Otherwise Specified: Inside bend radius equals one material thickness. Remove all burrs and sharp edges. Part must comply with company document 94-10-000001. Interpret drawing in accordance with ASME Y14.5-2009.	Approved <b>D.H.MILBY</b>	Document Kind <b>DetailDrawing</b>
Hole Ø = ±.005 Angle = ±1/2°		Division/Dept. <b>Power Protection</b>	Units Inch

Rev.	ECN#	Resp.	Description	Date
A1	-	DHM	ADD FLANGE TO SIDE PANEL	03/26/2020
A0	-	DHM	INITIAL RELEASE	3/3/2020

Revision Table				
Units	Sheet Size	Scale		
Inch	B	1:4		
Item ID	Item Rev.	Date Drawn		
06-1911-00000003	A1	02/28/20		
Document ID	Doc. Rev.	Page		
06-1900-00000003	A1	1 / 1		

