



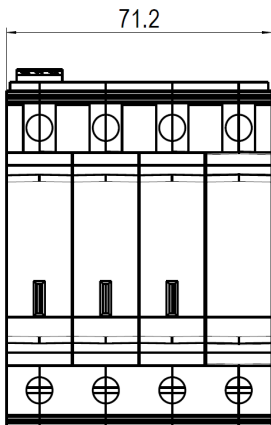
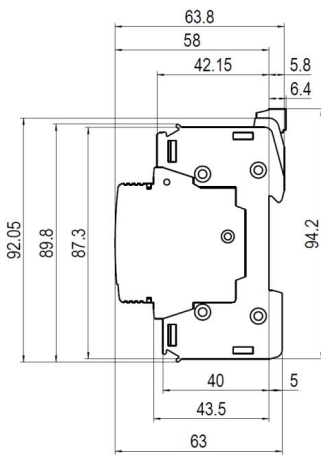
OVR BT2 3N-40-320 P TS

Order code : 2TAM 1031 00 R 45 01
EAN code : 6 940 342 27076 8

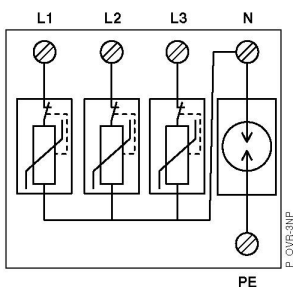
Pluggable Unit



OVR BT2 3N-40-320 P TS



Overall dimensions (in mm)



Operating diagram

Electrical characteristics

Types of networks		TT – TNS
Number of poles		4
Type / test class		T2 / II
Type of current		A.C.
Nominal voltage Un	V	230 / 400
Maximal continuous operating voltage U _c (L-N / N-PE)	V	320 / 255
Voltage protection level U _p at I _n (L-N / N-PE)	kV	1.6 / 1.4
Voltage protection level U _{res} at 3 kA (L-N / N-PE)	kV	1.0 / 1.0
Voltage protection level U _{res} at 5 kA (L-N / N-PE)	kV	1.1 / 1.0
Nominal discharge current I _n (8/20)	kA	20
Maximal discharge current I _{max} (8/20)	kA	40
TOV withstand U _t (L-N : 5s / N-PE : 200ms)	V	340 / 1200
Follow current I _f (L-N / N-PE)	A	None / 100
Response time	ns	25
Operating current I _c	mA	< 1
Short circuit withstand I _{cc}	kA	50
Degree of protection		IP 20
Disconnector		
Curve C Circuit breaker	A	<125
gG - gL fuse	A	<125

Mechanical characteristics

Wire range		
Solid wire	mm ²	2.5...25
Stranded wire	mm ²	2.5...16
Stripping length	mm	12.5
Tightening torque	Nm	2
Overall dimensions		
Length	mm	65
Width	mm	72
Height	mm	95
Integrated thermal disconnector		Yes
State indicator		Yes
Safety reserve		No
TS remote indicator		Yes
Contact complement		1NO – 1NC
Minimal load		12VDC – 10mA
Maximal load		250VAC – 1A
Connection cross section	mm ²	1.5

Miscellaneous characteristics

Stocking temperature	°C	- 40 to +80
Operating temperature	°C	- 40 to +80
Maximal altitude	m	2000
Weight	g	500
Color of Housing		PC grey RAL 7035
Fire resistance according to UL 94		V0
Reference standards		GB 18802.1 / IEC 61643-1

Replacement cartridges

Phase	OVR BT2 40-320 C	2TAM 1002 00 R 45 00
Neutral	OVR BT2 70 N C	2TAM 1003 00 R 53 00