

Contact us

ABB Oy

P.O. Box 622
FI-65101 Vaasa
Finland



abb.com/lowvoltage

© Copyright 2024 ABB. All rights reserved.
Specifications subject to change without notice.


34OT_G3-34 rev. B / 1SCC301127M0201 # 23.09.2024




OT Plus OT30...160G3-



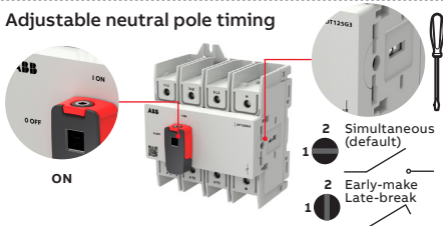
Mounting



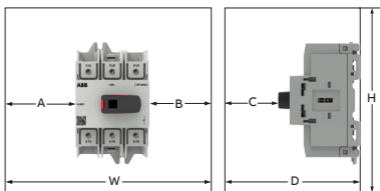
Padlock



Adjustable neutral pole timing



Clearances per UL98



Minimum enclosure size or equivalent volume

	H	W	D	A	B	C
OT30G3-	203 mm	152 mm	102 mm	0	0	13 mm
OT60G3-	8 in	6 in	4 in			0.5 in
OT100G3-	300 mm	200 mm	135 mm	0	0	13 mm
	11.8 in	7.9 in	5.3 in			0.5 in

Wire type (Cu only)	1 Wire (mm ²)	2 Wire (mm ²)	Stripping length	Tightening torque
Class 5-Flexible	4-70	4-25		
Class 2-Stranded	4-70	4-25		
Class 6-Very flexible with ferrule	2.5-4	2.5-4	16-18 mm 0.63-0.71 in	6 Nm 53 lb.in
Class 1-Solid	2.5-6	2.5-6		
UL - CU wire size (AWG)	12-2/0	12-4		



Warning! Hazardous voltage! Installation by person with electrotechnical expertise only.

