


CATEGORY

IRB 1300

Class-leading performance in a compact package



IRB 1300 offers class-leading lifting ability, reach and path accuracy, in a faster, more compact package to enhance both productivity and production-line flexibility

High lifting capacity

The IRB 1300 six-axis industrial robot has the reach and lifting capacity to serve high load applications in electronics, general industry, food & beverage, logistics and tier 1 automotive production. Available in four main load/reach versions – 12 kg/1.4 m, 11 kg/0.9 m, 10 kg/1.15 m, and 7 kg/1.4 m – the 12 kg variant offers the highest payload of any robot in its class.

More production in a smaller space

Meeting the need to maximize production capacity while saving on space, the ABB IRB 1300 is nearly 60 percent lighter and one-sixth the footprint of ABB's IRB 1600 robot. Occupying just 220 mm by 220 mm of floor space, the IRB 1300 enables more robots to be deployed in a given area.

Faster cycle times speed up production

Rapid production is ensured by the IRB 1300's 27 percent improvement in cycle times. Combined with greater payload and reach, the IRB 1300 can be used for a wide range of tasks in materials handling, machine tending, polishing, and assembly and testing applications.

More I/O

IRB 1300 provides up to 24 I/O connections (C1+C2+C3) connections to handle more sophisticated grippers or end-effectors, allowing users to improve productivity by handling an increased number of work pieces simultaneously.

Enhanced protection

IRB 1300 features IP67, Foundry Plus 2 and cleanroom ISO 4 versions as options, enabling new applications in harsh and contamination-free production environments. Foundry Plus 2 offers stainless steel on end-effector to prevent rusting.

Key benefits


- 60% weight reduction*, and only one-sixth* of the footprint for confined spaces
- Up to 27% faster cycle times** for increased productivity and efficiency
- Equipped with up to 24 I/O connections (C1+C2+C3) for more sophisticated/complex applications

Main applications

- Material handling
- Machine tending
- Polishing
- Assembly and testing
- Loading and unloading
- Item picking

*Compared with IRB 1600

**Compared IRB 1300-7/1400 with IRB 1600-6/1450



SPECIFICATION

Robot version	Reach (mm)	Payload (kg)	Armload (kg)
IRB 1300-11/0.9	900	11	1
IRB 1300-10/1.15	1150	10	1
IRB 1300-7/1.4	1400	7	1
IRB 1300-12/1.4	1400	12	1
Number of axes	6		
Protection	Standard IP40, Option: IP67, Foundry Plus 2		
Cleanroom	Option ISO 4		
Mounting	Any angle ¹		
Controllers	OmniCore		
Integrated signal and power supply	Up to 24 Signals (C1+C2+C3) on wrist (optional)		
Integrated air supply	6 x 4 air on wrist (Max. 6 Bar) ²		
Integrated ethernet	One 1000 Base-T ethernet port ²		

¹ There are some reachable space limitation when the payload/pose is tough.

² Optional.

	IRB 1300-11/0.9	IRB 1300-10/1.15	IRB 1300-7/1.4	IRB 1300-12/1.4
Performance according to ISO 9283				
Position repeatability RP (mm)	0.02	0.02	0.03	0.04
Pose stabilization time, PSt (s) within 0.1 mm of the position	0.21	0.17	0.25	0.52
Path repeatability RT (mm)	0.07	0.05	0.07	0.08
Physical				
Dimensions robot base (mm)				220x220
Weight (kg)	75	77	79	79

³ Given motion pattern with optimized set up.

MOVEMENT, IRB 1300-11/0.9

Axis movement	Working range	Axis max speed ⁴
Axis 1 rotation	+180° to -180°	280°/s
Axis 2 arm	+130° to -100°	228°/s
Axis 3 arm	+65° to -210°	336°/s
Axis 4 wrist	+230° to -230°	500°/s
Axis 5 bend	+130° to -130°	415°/s
Axis 6 turn	+400° to -400°	720°/s

MOVEMENT, IRB 1300-10/1.15

Axis movement	Working range	Axis max speed ⁴
Axis 1 rotation	+180° to -180°	280°/s
Axis 2 arm	+155° to -95°	228°/s
Axis 3 arm	+65° to -210°	336°/s
Axis 4 wrist	+230° to -230°	500°/s
Axis 5 bend	+130° to -130°	415°/s
Axis 6 turn	+400° to -400°	720°/s

MOVEMENT, IRB 1300-7/1.4

Axis movement	Working range	Axis max speed ⁴
Axis 1 rotation	+180° to -180°	280°/s
Axis 2 arm	+155° to -95°	180°/s
Axis 3 arm	+69° to -210°	250°/s
Axis 4 wrist	+230° to -230°	500°/s
Axis 5 bend	+130° to -130°	415°/s
Axis 6 turn	+400° to -400°	720°/s

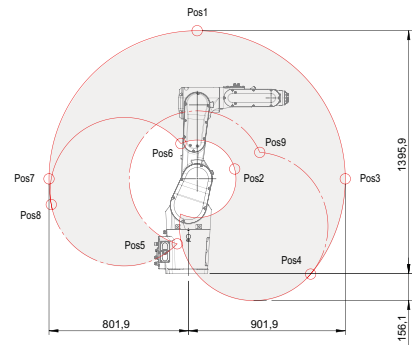
MOVEMENT, IRB 1300-12/1.4

Axis movement	Working range	Axis max speed ⁴
Axis 1 rotation	+180° to -180°	280°/s
Axis 2 arm	+155° to -95°	180°/s
Axis 3 arm	+69° to -210°	250°/s
Axis 4 wrist	+230° to -230°	500°/s
Axis 5 bend	+130° to -130°	415°/s
Axis 6 turn	+400° to -400°	720°/s

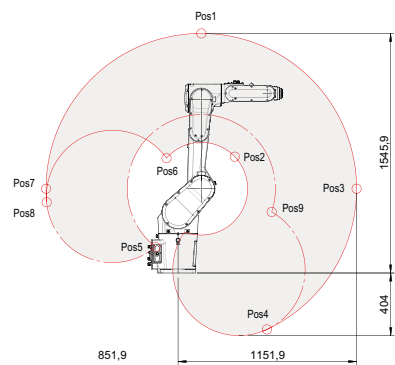
⁴ The Axis max speed varies subject to controller.
Please check detail information from Product Specification.

Specifications subject to change without notice.

Working range, IRB 1300-11/0.9



Working range, IRB 1300-10/1.15



Working range, IRB 1300-7/1.4 and IRB 1300-12/1.4

