



# **Ex-Solutions™**

Hazardous location lighting  
products and accessories



---

**You can rely on Ex-Solutions™ to safely provide light where you need it, even under the harshest indoor and outdoor conditions. If safety, labor reduction, quality and reliability are your priorities, consider Ex-Solutions™ lighting products to reduce maintenance and prevent downtime.**

# Table of contents



Product matrix  
2



General information  
4



Applications selector  
8

## Area lighting



XSL14 LED Series  
12



XSL3 LED Series  
16



XSL11 LED Series  
26



XSL10 LED Series  
32



XFL15 LED Series  
36

## Area and Flood Hybrid lighting

## Flood lighting

## Linear lighting



XLN17 LED Series  
42



XLN17-EM LED Series  
46



XLN16 LED Series  
50



XLN13 LED Series  
54



XLN12 LED Series  
58

## Accessories



Quick pole assembly  
62

## Emergency lighting



CERTIFIED  
FOR U.S.  
ONLY



XELB LED Series  
66



XELC LED Series  
68



XELES LED Series  
70



XELR LED Series  
71



CERTIFIED  
FOR CANADA  
ONLY



Hazardous location  
battery unit  
72



Hazardous location  
remote fixture  
73



Hazardous location  
pictogram sign  
74



Hazardous location  
combo pictogram  
75

## Classifications









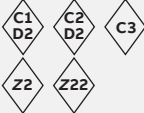
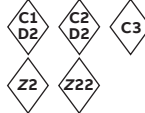
















Hazardous locations  
classifications  
77



Ignition temperatures  
and group  
classifications  
79








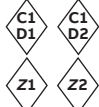

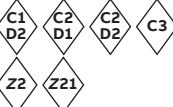























# Product matrix



	Area lighting		Area/Flood lighting	
	XSL14 LED Series p. 12	XSL3 LED Series p. 16	XSL11 LED Series p. 26	XSL10 LED Series p. 32
				
Classification				
Optics - IESNA				
Optics - NEMA	—	—		
IP/NEMA				
DLC	—			—
Certification				
Wattage	40-60W	37-138W	107-310W	26-57W
Lumen	6,499-8,514lm	5,600-20,100lm	12,000-32,000lm	3,000-6,300lm
Voltage	120-277VAC, 50/60Hz 347-480VAC, 50/60Hz	120-277VAC, 50/60Hz 347-480VAC, 50/60Hz	120-277VAC, 50/60Hz 347-480VAC, 50/60Hz	120-277VAC, 50/60Hz 347VAC, 60Hz
Dimming	—	0-10V dimming	0-10V dimming	0-10V dimming





	Flood lighting	Linear lighting				
	XFL15 LED Series p. 36	XLN17 LED Series p. 42	XLN17-EM LED Series p. 46	XLN16 LED Series p. 50	XLN13 LED Series p. 54	XLN12 LED Series p. 58
						
Classification						
Optics - IESNA	—					
Optics - NEMA		—	—	—	—	—
IP/NEMA						
DLC			—		—	—
Certification						
Wattage	80-150W	40-80W	80W (6W EMB)	40-80W	36-109W	12-41W
Lumen	10,400-19,500lm	4,800-9,600lm	10,800lm (812lm EMB)	5,480-10,960lm	4,000-10,000lm	580-2,300lm
Voltage	120-277VAC, 50/60Hz 347-480VAC, 50/60Hz	120-277VAC, 50/60Hz 347-480VAC, 50/60Hz	120-277VAC, 50/60Hz	120-277VAC, 50/60Hz 347-480VAC, 50/60Hz	120-277VAC, 50/60Hz 347-480VAC, 50/60Hz	120VAC, 50/60Hz 12V or 24VDC
Dimming	—	—	—	—	0-10V dimming	—

<sup>1</sup>IP68 only available with DC general location version

# Choosing the right partner

## For your hazardous location lighting project

When you're looking for hazardous location lighting, you need an experienced partner you can trust. Someone who will accompany you every step of the way and provide expert advice and exceptional service. The ABB sales team has been doing just that for close to a century.

— Since 2001, the Ex-Solutions™ manufacturing facility has been ISO 9001, 1400 and 45001 compliant.

### Engineering expertise at your fingertips

Our product engineers are readily available to answer all your technical questions, and partner with you in selecting the best lighting solution to reach your goals.

### High standards of quality control

Quality is built into every product at every step of the process, from design to final assembly. Each product is inspected and tested to ensure that it meets our strict quality standards, and then professionally packed so that your order will arrive intact at your installation site.

### Quick Ship Program

The Ex-Solutions™ Quick Ship Program guarantees that your order will be shipped within three to five working days of receipt. Delivery is made from our facilities in Dorval (Quebec, Canada). To take advantage of this service, choose from our selection of products included in the Quick Ship Program and indicate the reference #QUICKSHIP on the purchase order. No minimum or maximum quantity is required, and we deliver anywhere in Canada and the United States. See the **Ex-Solutions™ Quick Ship Program** brochure for more details or contact your local representative.

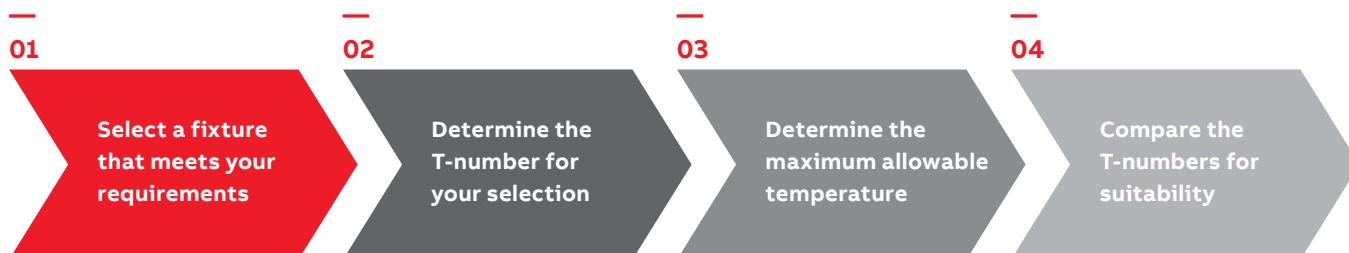


— A sustainable development policy is in effect at the ABB production facility to reduce our carbon footprint and minimize the environmental impact of our operations. Through a series of initiatives, reductions in water usage, electricity and natural gas, packaging and pallets are being realized.



# Environment selection method

## The right fixture in the right application



### 01

**Select a fixture that meets your Class, Division and Group requirements.**

For example : Class I, Division 2, Group D

### 02

**Determine the T-number for your selected fixture.**

Be sure it is for the specific wattage, ballast housing, optical assembly and ambient temperature.

Use the published information in this catalog or contact your Ex-Solutions™ sales representative.

### 03

**Determine the maximum allowable temperature for the hazardous materials.**

Class I Gas	Ignition temperature for the specific gas (from NFPA497M)
Class II Dust	Group E: 392°F (200°C)
	Group F: 392°F (200°C)
	Group G: 329°F (165°C)

### 04

**Compare T-number (from step 2) to maximum allowable temperature (from step 3).**

- If T-number is cooler than the maximum allowable temperature, the selected fixture is suitable.
- If T-number is hotter than the maximum allowable temperature, the selected fixture is not suitable.

**T-number table**

Class I, II, Div. 1, 2 T-number	Max. temperature
T1	842°F (450°C)
T2	572°F (300°C)
T2A	536°F (280°C)
T2B	500°F (260°C)
T2C	446°F (230°C)
T2D	419°F (215°C)
T3	392°F (200°C)
T3A	356°F (180°C)
T3B	329°F (165°C)
T3C	320°F (160°C)
T4	275°F (135°C)
T4A	248°F (120°C)
T5	212°F (100°C)
T6	185°F (85°C)

# Hazardous locations applications

## We have a fixture for virtually any condition

Ex-Solutions™ lighting fixtures are built to withstand most hazardous application.

### Examples of hazardous locations

Chemical manufacturing and processing plants
Oil refineries
Oil drilling rigs
Offshore platforms
Pipeline pumping stations
Pulp and paper plants
Aluminum and copper smelting
Steel mills and foundries
Mining operations
Grain handling facilities
Flour, sugar and starch processing
Food processing plants
Paint and rubber manufacturing facilities
Power generation plants
Waste treatment facilities
Paint, chemical and plastic mixing/storage areas
Bulk truck terminals
Solvent/cleaning areas



### 01

#### Hose-down and wet locations

- Certified for wet locations – NEMA 4X, IP65, IP66, IP67/68 (indoor and outdoor); CSA and cULus Listed
- Superior gasketing system – both tank and globe gasketing systems withstand hose-down pressures
- Uninterrupted globe thread – assures positive seal
- Baked-on, dry epoxy coating – not paint but 100% dry solids
- Globes, refractors and finish designed to withstand thermal shock during hose down

### 02

#### High ambient temperature areas

- All standard fixtures are tested and listed for at least 104°F (40°C) ambient – even under heavy dust blanket and no air flow
- Exclusive heat sink design results in a cool operating fixture, extended ballast/lamp life and lower maintenance costs
- Selection of high ambient temperature rated fixtures – contact your ABB representative for fixtures certified for 131°F (55°C) and 149°F (65°C) applications
- Steam spray and thermal shock resistant

### 03

#### Corrosion and abrasion

- Baked-on, dry epoxy coating – not paint but 100% dry solids
- Stainless steel external hardware
- Sand-blast resistant finish
- Superior silicone gasketing system on both tank and globe (other gasketing systems available for special corrosive applications such as phosphates)
- Aluminum components contain less than 0.4% copper for maximum corrosion resistance
- Special HazCote® corrosion fighter finish available for extremely corrosive areas; consult your ABB representative for details



## Ex-Solutions™ fixture applications



### 04

#### Ice and arctic conditions

- Gasketing system and finish allow for expansion and contraction through wide temperature variations
- High-strength mechanical mountings withstand ice loading
- Tempered glassware available for extra thermal shock safety margin



### 05

#### Vibration and vandalism

- Vibration tested by UL and CSA
- Vibration-resistant hardware throughout fixture
- Screw retainers on guard ensure retention even if screws are not completely tightened
- Vibration-resistant globe thread and sealing system
- Optional refractors, high-strength tempered glass and Teflon®-coated globes for protection from vandalism



### 06

#### Dust blanket

- Tested and listed by UL and CSA
- Cone pendant mount available (45° sloped sides) for areas where dust or other residue buildup is a problem
- Exclusive heat sink design – results in a cool operating fixture, extended ballast/lamp life and lower maintenance costs



### 07

#### Wind

- Wind-tunnel tested at McDonnell Douglas Corporation at air flow speeds in excess of 320 km/h (198 mph)
- Guard specially designed to secure reflector during high wind loading
- High-strength mechanical mountings withstand strong wind loads

Teflon is a registered trademark of The Chemours Company FC, LLC.

# Product application

A wide range of products and features are available to suit the needs of specific hazardous locations. Consider the requirements of each space to select the best lighting fixtures:

- Average footcandles
- Average mounting height
- Lumen output required for the space
- Optics
- Type and number of units

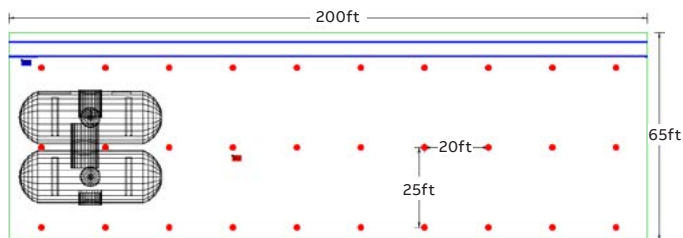
The following examples provide guidance for selecting the right fixtures according to different environments:

## XSL3 LED



### Machinery room

XSL3 LED		
Site	Room dimensions	200ft x 65ft
	Mounting height	25'
Photometric	AVG. Footcandle	30fc
	Reflectances	40-50-20
Product	Lumen output	<b>20,000 lumens</b>
	Wattage	138W
	Optics	TG – Thermal shock-resistant globe
	Part number	XSL320UN0TG
Quantity	Number of fixtures	<b>30</b>


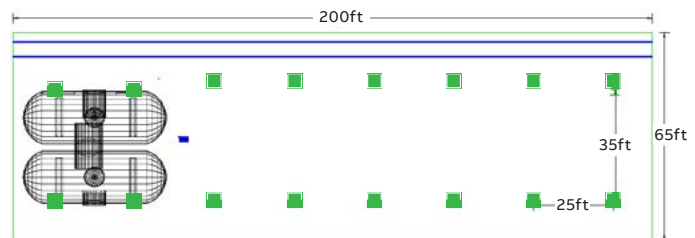


## XSL11 LED



### Machinery room

XSL11 LED		
Site	Room dimensions	200ft x 65ft
	Mounting height	25'
Photometric	AVG. Footcandle	30fc
	Reflectances	40-50-20
Product	Lumen output	<b>32,000 lumens</b>
	Wattage	312W
	Optics	CUT – Wide beam (no optics)
	Part number	XSL1130CUTGY50AC
Quantity	Number of fixtures	<b>16</b>





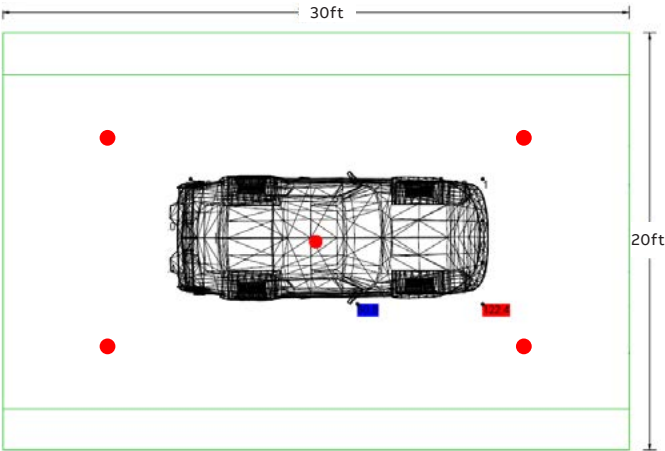
# Product application

## XSL3 LED



### Inspection area

XSL3 LED		
Site	Room dimensions	30ft x 20ft
	Mounting height	16'
Photometric	AVG. Footcandle	108fc
	Reflectances	80-80-20
Product	Lumen output	20,000 lumens
	Wattage	138W
	Optics	TG – Thermal shock-resistant globe
	Part number	XSL320UN0TG
Quantity	Number of fixtures	5

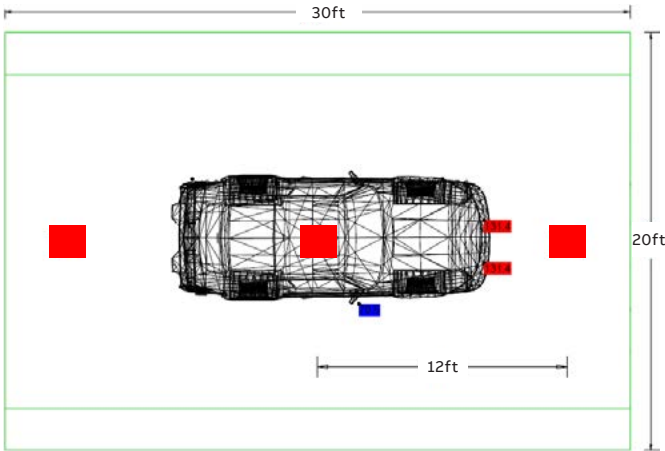


## XSL11 LED



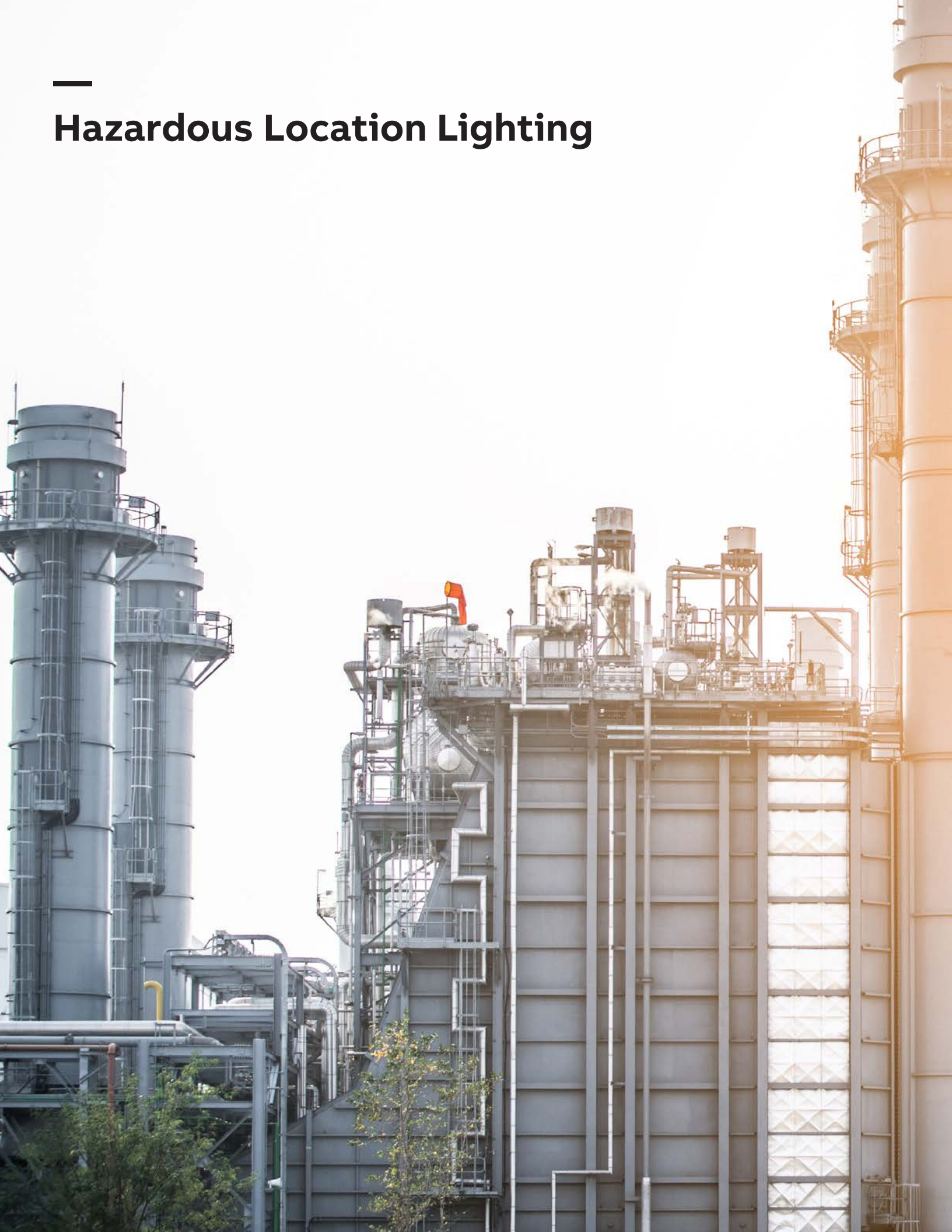
### Inspection area

XSL11 LED		
Site	Room dimensions	30ft x 20ft
	Mounting height	16'
Photometric	AVG. Footcandle	108fc
	Reflectances	80-80-20
Product	Lumen output	32,000 lumens
	Wattage	312W
	Optics	CUT – Wide beam (no optics)
	Part number	XSL1130CUTGY50AC
Quantity	Number of fixtures	3



---

# Hazardous Location Lighting





---

# Table of contents

## Area lighting products

---



**XSL14 LED Series**  
12



**XSL3 LED Series**  
16

---

## Area and Flood Hybrid lighting products

---



**XSL11 LED Series**  
26



**XSL10 LED Series**  
32

---

## Flood lighting product

---




**XFL15 LED Series**  
36

---

# Ex-Solutions™ XSL14 LED Series

Explosion-proof, shock and vibration resistant lighting fixture, designed for use in marine and wet locations, and a variety of hazardous areas.



## CERTIFICATION

### CLASS I

Division 1 Group B, C, D

Zone 1

Division 2 Group A, B, C, D

Zone 2

### CLASS II

Division 1 Group E, F, G

Zone 21

Division 2 Group E, F, G

### CLASS III

Classification may vary depending on the product configuration. Please follow catalogue information and exceptions.

## APPROVALS



## APPLICATIONS

Power plants

Paper mills

Paint spray booth

Wastewater treatment plants

Chemical processing

Petrochemical

## Ex-Solutions™ XSL14 LED Series

### Key features and information

#### FEATURES

- Temperature range 40W and 50W models: -40°F to 149°F (-40°C to 65°C)
- Temperature range 60W model: -40°F to 147°F (-40°C to 64°C)
- Exposed hardware made of stainless steel

#### HOUSING

- Housing made of copper-free aluminum
- Anti-corrosion housing (tested for 1,000hrs)
- Tempered glass lens is impact and thermal shock resistant
- Lens tested to IK08
- High temperature silicone gasketing
- Available with multiple distribution patterns

#### LED

- Efficacy: up to 150 Lm/W
- Lumen output: From 6,499 lumens to 8,514 lumens
- Nichia LED's
- CRI Ra>75
- Correlated Color Temperature (CCT): 5,000K (standard), 3,000K and 4,000K (optional)

#### ELECTRICAL

- Operating voltage: 120VAC-277VAC: 40W and 60W
- Operating voltage: 347VAC-480VAC: 50W
- Frequency: 50/60Hz
- Power factor .95
- Driver efficiency 90%
- THD <20%
- Surge protection standard at 4KV. Contact your sales representative if higher protection is required.

#### MOUNTING

- Pendant mount
- Optional yoke/pipe bracket for wall/ceiling or pole mount

#### APPROVALS

- UL 844
- UL 8750 LED safety
- UL 1598 wet locations
- UL 1598A marine
- cUL approved to CSA 22.2 No. 137, CSA 22.2 No. 250.0-08, CSA 22.2 No. 250.13
- IP66/67
- IK08
- 5G (shock and vibration resistant)
- 1,000hrs salt spray

#### WARRANTY

- 5 year limited warranty

#### T-code chart

Fixture	40 watt	50 watt	60 watt
C1D1	T6	T6	T6
C1D2	T4	T4A	T4
CIID2	T6	T6	T5

#### Electrical specifications

Specification	XSL14-40	XSL14-50	XSL14-60
Rated power	40W	50W	60W
Input voltage	AC120-277VAC	AC347-480VAC	AC120-277VAC
Input frequency	50/60Hz	50/60Hz	50/60Hz
Input current	AC120/277VAC	0.34/0.16A	N.A
	AC120/277VAC	N.A	0.48/0.215A
Power factor	≥0.95		

#### Lighting output

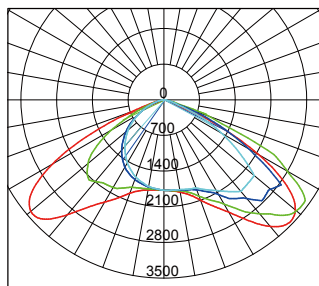
Fixture	40 watt	50 watt	60 watt
Lumen output	6,499	7,179	8,514
Lumen per watt	160	140	140



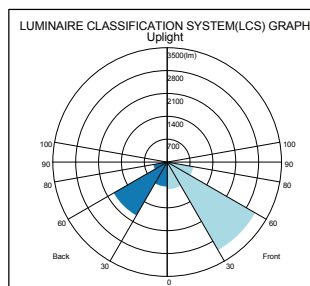
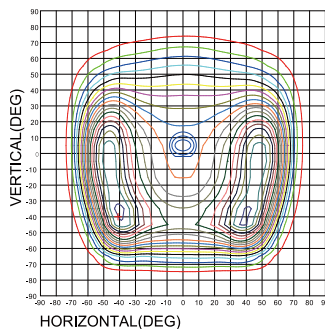
## Ex-Solutions™ XSL14 LED Series

### PHOTOMETRY

#### Type III

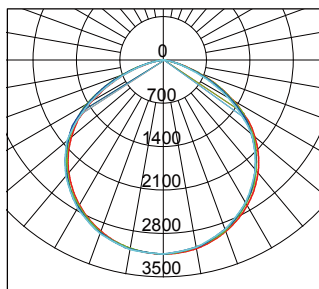


— C0/180, 134.6  
— C30/210, 133.3  
— C60/240, 98.3  
— C90/270, 102.0

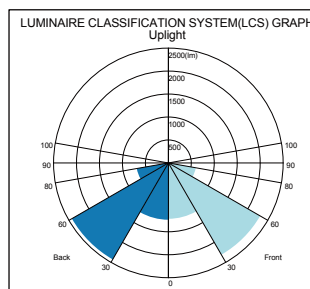
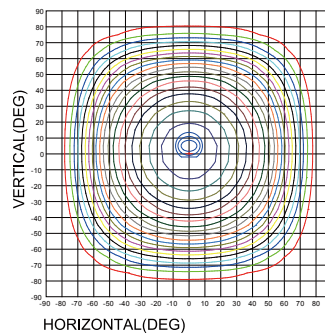


BUG (Back, Up, Glare) Rating: B2-U0-G1

#### Type V



— C0/180, 112.5  
— C30/210, 113.7  
— C60/240, 112.9  
— C90/270, 111.4



BUG (Back, Up, Glare) Rating: B3-U0-G1

### MOUNTING AND OPTIONAL ACCESSORIES (sold separately)

#### Pendant mount

(Included standard)

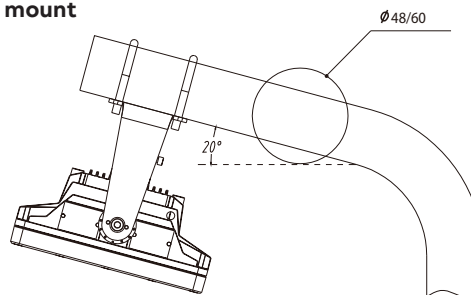


#### Yoke/pipe bracket

(Optional accessory)



#### Pole mount



**PB02-EX - Yoke/pipe bracket (SUS 304) Stainless steel**  
(Optional accessory)



**PC01-EX - Pipe clamp (1 pair)**  
(Optional accessory)




PC01-EX = Pipe clamp (M8\*48mm) for pole  $\varnothing$  1-7/8" (48 mm)

**PC02-EX - Pipe clamp (1 pair)**  
(Optional accessory)



PC02-EX = Pipe clamp (M8\*60mm) for pole  $\varnothing$  2-3/8" (60 mm)

**WG04-EX - Stainless steel wire guard**  
(Optional accessory)



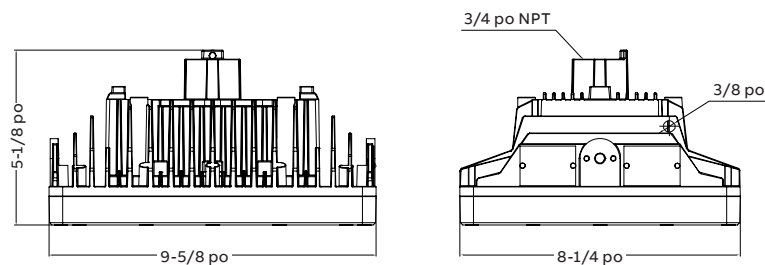
Note: Wall mount bracket required for pipe installation.



## Ex-Solutions™ XSL14 LED Series

### DIMENSIONS

Dimensions are approximate and subject to change.



Model	Net weight C1D1 (Glass)	Product dimensions
XSL14-40	4.9kg/10.8lbs	245x210x129mm 9.7x8.3x5.1in
XSL14-50	5.3kg/11.7lbs	
XSL14-60	5.3kg/11.7lbs	

### NUMBERING SYSTEM

#### Lighting fixture

1	2	3	4	5	6	7	8	9	10
<b>XSL14</b>	<b>4</b>	<b>1</b>	<b>K3</b>	<b>R3</b>	<b>1</b>	<b>TG</b>	<b>P</b>	<b>G</b>	<b>C</b>
Fixture series	Wattage	Voltage	Color temp	Diffuser type	Hazloc	Lens	Mounting type	Color of enclosure	Market

#### Ordering information

Part	Part number	Description
1 Fixture series	<b>XSL14</b>	Ex-Solutions™ LED Class I Div 1
2 Wattage	<b>4</b>	40 watts
	<b>5</b>	50 watts
	<b>6</b>	60 watts
3 Voltage	<b>1</b>	120-277VAC (40W and 60W only)
	<b>4</b>	347-480VAC (50W only)
4 Color temp	<b>K3</b>	3,000K <sup>1</sup>
	<b>K4</b>	4,000K <sup>1</sup>
	<b>K5</b>	5,000K
5 Diffuser type	<b>R3</b>	Type 3 Diffuser <sup>1</sup>
	<b>R5</b>	110° (no diffuser)
6 Hazloc	<b>1</b>	C1D1
7 Lens	<b>TG</b>	Clear glass
	<b>FG</b>	Frosted glass <sup>1</sup>
8 Mounting type	<b>P</b>	NPT 3/4 pendant mount
	<b>U</b>	NPT 3/4 pendant mount + yoke bracket
9 Color of enclosure	<b>G</b>	Gray
10 Market	<b>C</b>	Canadian market
	<b>Blank</b>	U.S. market

<sup>1</sup>Longer lead time, contact your sales representative for more details.

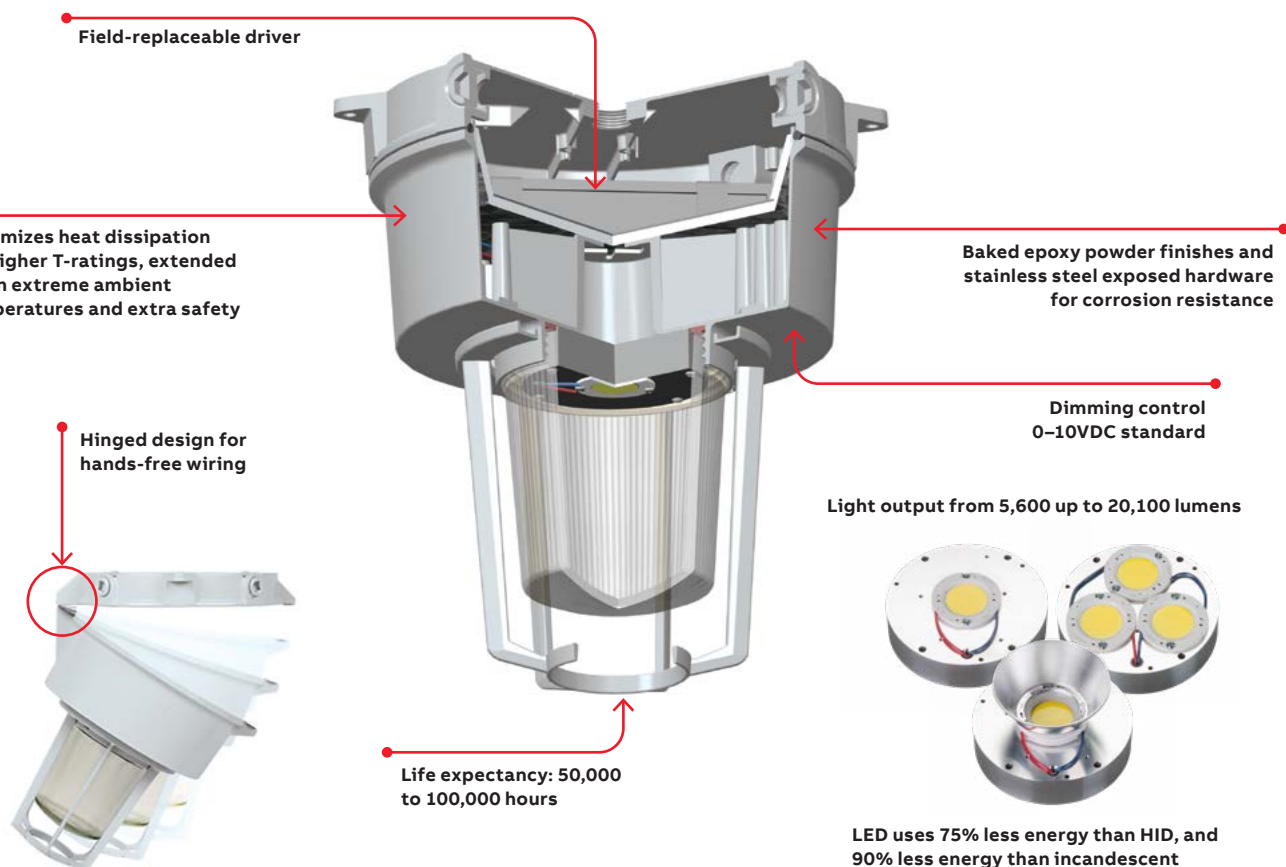
#### Accessories (sold separately)

Part number	Description
PC01-EX	Pipe clamp (1 pair) Pipe clamp (M8*48mm) for pole Ø 1-7/8" (48mm)
PC02-EX	Pipe clamp (1 pair) Pipe clamp (M8*60mm) for pole Ø 2-3/8" (60mm)
PB02-EX	Yoke/pipe bracket (SUS 304) stainless steel
WG04-EX	Stainless steel wire guard

**Note:** For Canadian market, please add "CA" to the part no. (ex: PC01CA)

# Ex-Solutions™ XSL3 LED Series

A safe, dependable and rugged luminaire with an exclusive design that maximizes heat dissipation, offers excellent performance and energy efficiency.



## CERTIFICATION

### CLASS I

Division 2 Group A, B, C, D

Zone 2 Groups IIC, IIB, IIA

### CLASS II

Division 1 Group E, F, G<sup>1</sup>

Division 2 Group F, G<sup>2</sup>

### CLASS III

<sup>1</sup>Optics: CUT reflector not suitable for Class II, Div 1. Classification may vary depending on the product configuration. Please follow catalogue information and exceptions.

## APPROVALS



Not all DL series are DLC qualified. For all qualified products, please visit: [www.designlights.org/qpl](http://www.designlights.org/qpl)



UL844  
UL1598  
UL8750

## APPLICATIONS

High mast  
Parking lots  
Tunnels  
Swimming pools  
High bay  
Coolers and freezers  
Inspection  
Quality control areas  
Packaging areas  
Hangars  
Storage facilities  
Oil and gas processing  
Agricultural  
Chemical/industrial facilities

## Ex-Solutions™ XSL3 LED Series

### Key features and information

#### FEATURES

- Operating temperature: -40° F to 131°F (-40°C to 55°C)
- Field-replaceable driver
- Higher T-ratings, extended life in extreme ambient temperatures and extra safety
- Versatile optics include internal reflector options with 35°, 45° and 65° beam angles

#### HOUSING

- Baked epoxy powder finishes and stainless steel exposed hardware for corrosion resistance
- Hinged design for hands-free wiring
- Borosilicate glass globes and polycarbonate CUT lens available
- Available with multiple distribution patterns
- Housing made of copper-free aluminum
- Gray color option and special black anti-corrosion coating available (Hazcote)
- Glass Teflon coating option available (TG globe only)

#### LED

- Efficacy: up to 151lm/W
- Lumen output: from 5,600 lumens to 20,100 lumens
- Bridgelux LED's
- CRI Ra>70
- Correlated Color Temperature (CCT): 5,000K (standard), 3,000K, 3,500K, 4,000K (optional)

#### ELECTRICAL

- 0-10VAC dimming
- Operating voltage: universal 120-277VAC (voltage range includes 208VAC, 220VAC, 240VAC, etc.), 347-480VAC (50/60Hz)
- Power factor 0.9
- Driver efficiency 90%
- THD <20%

#### MOUNTING

- Cone-top pendant mount
- Ceiling and pendant mount
- Wall mount
- Pendant mount
- 25° angle stanchion mount
- 90° stanchion mount
- HazVetor™ ring

#### APPROVALS

- UL844
- CSA C22.2 No. 137
- UL 1598 wet locations
- UL 8750 LED safety
- cUL approved to CSA 22.2 No. 137, CSA 22.2 No. 250.0-08, CSA 22.2 No. 250.13
- DLC: not all product variations listed on this page are DLC qualified. Visit [www.designlights.org/search](http://www.designlights.org/search) to confirm qualification.
- NEMA 4X

#### WARRANTY

- 5 year limited warranty

#### T-code chart

	Class I Zone 2 Groups IIC, IIB, IIA	Class I Division 2 Groups A, B, C, D	Class II Groups E, F, G	Simultaneous Class I Division 2 and Class II
<b>Glass globe XSL305, XSL307, XSL310</b>				
Ambient temp. -40° to 104°F (-40° to 40°C)	T5	T5	T6	T5
Ambient temp. -40° to 131°F (-40° to 55°C)	T4	T4A	T6	T4A
<b>Glass globe XSL305, XSL307, XSL310 with internal reflector I3, I4, I6</b>				
Ambient temp. -40° to 104°F (-40° to 40°C)	T4	T4A	T6	T4A
<b>Glass globe XSL315, XSL317, XSL320</b>				
Ambient temp. -40° to 104°F (-40° to 40°C)	T4	T4A	T4A	T4A
<b>Optic type CUT XSL305, XSL307, XSL310</b>				
Ambient temp. -40° to 104°F (-40° to 40°C)	T5	T5	T5 <sup>1</sup>	T5 <sup>1</sup>
Ambient temp. -40° to 131°F (-40 to 55°C)	T4	T4A	T4A <sup>1</sup>	T4A <sup>1</sup>
<b>Optic type CUT XSL315, XSL317, XSL320</b>				
Ambient temp. -40° to 104°F (-40° to 40°C)	T4	T4A	T4A <sup>1</sup>	T4A <sup>1</sup>

<sup>1</sup>Cut reflector: Class II, Division 2, Groups F, G only

#### Surge suppression rating

ANSI C82.77-5 CAT C low compliant – no external surge suppression device required.

ANSI surge type	Differential mode (L-N)	Common mode (L-G, N-G, L and N-G)
1.2/50 μs combination wave (w/t 2 Ω)	6 kV	6 kV

Ex-Solutions™ XSL3 LED Series

ELECTRICAL SPECIFICATIONS

Design Lights Consortium (DLC): summary of test results

Electrical, 120-277VAC			
Model	Power (W)	Power factor	THD
XSL310	71.9	0.97	10.1%
XSL315	103.0	0.97	11.0%
XSL320	137	0.97	12.3%

Electrical, 347VAC			
Model	Power (W)	Power factor	THD
XSL310	70.2	0.99	7.1%
XSL315	104.9	0.99	7.6%
XSL320	141.2	0.99	7.8%

Photometry, 120-277VAC	
TG globe	
Lumens	Lm/W
10,706	147.8
16,063	155
20,468	147.2

Photometry, 347VAC	
TG globe	
Lumens	Lm/W
10,582	147.7
-	-
21,284	149.6

Photometry, 120-277VAC	
CUT reflector	
Lumens	Lm/W
9,814	135.4
14,564	140.7
18,782	135.3

Photometry, 347VAC	
CUT reflector	
Lumens	Lm/W
9,659	134.9
-	-
19,065	134.1

Summary of test results: Certified for optics TG globe and CUT reflector, and for AC input 120VAC, 277VAC and 347VAC



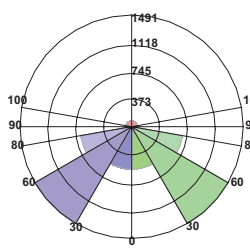


## Ex-Solutions™ XSL3 LED Series

### PHOTOMETRY

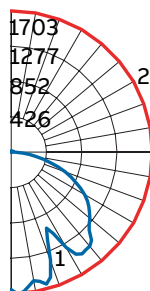
Standard globe	
Catalog number	XSL305UN0-TGC2
Luminaire lumens	5,764
Luminaire efficacy rating (LER)	156
Input watts	37.01
Spacing criterion	0.88
Spacing criterion (90–270)	0.88
Spacing criterion (diagonal)	1.52

Luminaire classification system



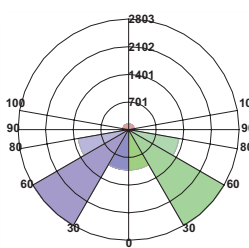
BUG rating : B2-U3-G1

Candlepower curve



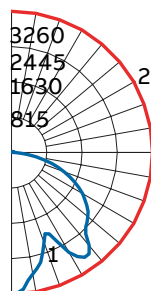
Standard globe	
Catalog number	XSL310UN0-TGC2
Luminaire lumens	10,739
Luminaire efficacy rating (LER)	148
Input watts	72.44
Spacing criterion	0.82
Spacing criterion (90–270)	0.82
Spacing criterion (diagonal)	1.46

Luminaire classification system



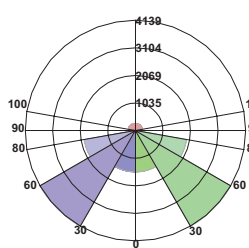
BUG rating : B3-U3-G2

Candlepower curve



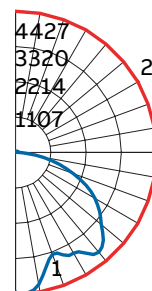
Standard globe	
Catalog number	XSL315UN0-TGC2
Luminaire lumens	16,110
Luminaire efficacy rating (LER)	155
Input watts	103.66
Spacing criterion	1.32
Spacing criterion (90–270)	1.32
Spacing criterion (diagonal)	1.58

Luminaire classification system



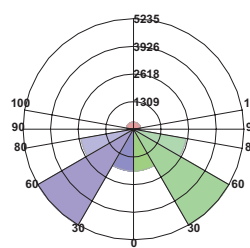
BUG rating : B3-U3-G3

Candlepower curve



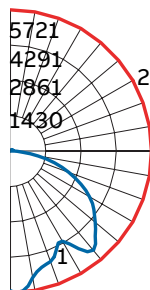
Standard globe	
Catalog number	XSL320UN0-TGC2
Luminaire lumens	20,530
Luminaire efficacy rating (LER)	148
Input watts	139.02
Spacing criterion	1.10
Spacing criterion (90–270)	1.10
Spacing criterion (diagonal)	1.56

Luminaire classification system



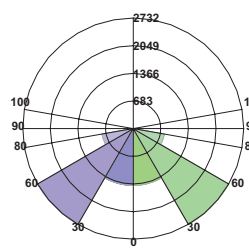
BUG rating : B4-U3-G3

Candlepower curve



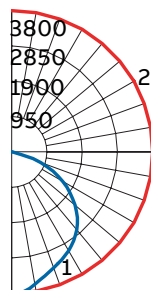
CUT reflector	
Catalog number	XSL310UN0-CUTC2
Luminaire lumens	9,846
Luminaire efficacy rating (LER)	136
Input watts	72.47
Spacing criterion	1.22
Spacing criterion (90–270)	1.22
Spacing criterion (diagonal)	1.38

Luminaire classification system



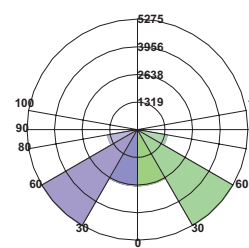
BUG rating : B3-U0-G1

Candlepower curve



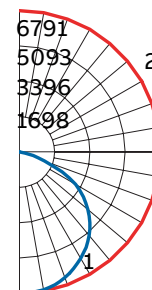
CUT reflector	
Catalog number	XSL320UN0-CUTC2
Luminaire lumens	18,841
Luminaire efficacy rating (LER)	136
Input watts	138.8
Spacing criterion	1.30
Spacing criterion (90–270)	1.30
Spacing criterion (diagonal)	1.42

Luminaire classification system



BUG rating : B4-U0-G1

Candlepower curve



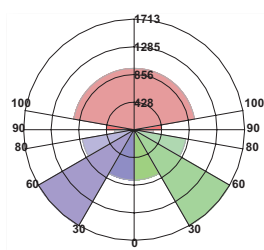
## Ex-Solutions™ XSL3 LED Series

### PHOTOMETRY

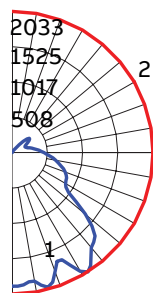
#### R5 globe

Catalog number	XSL310-R5
Luminaire lumens	9,763
Luminaire efficacy rating (LER)	132
Input watts	75
Spacing criterion	1.42
Spacing criterion (90–270)	1.42
Spacing criterion (diagonal)	1.54

#### Luminaire classification system



#### Candlepower curve

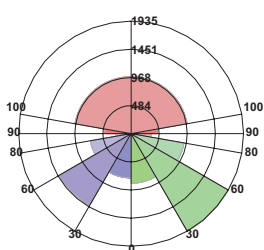


BUG rating : B2-U4-G3

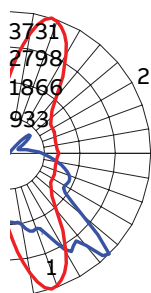
#### R3 globe

Catalog number	XSL310-R3
Luminaire lumens	9,851
Luminaire efficacy rating (LER)	133
Input watts	75
Spacing criterion	1.40
Spacing criterion (90–270)	1.82
Spacing criterion (diagonal)	1.46

#### Luminaire classification system



#### Candlepower curve

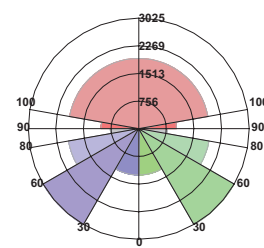


BUG rating : B2-U4-G3

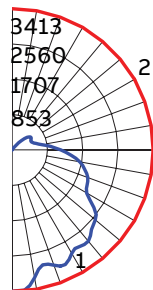
#### R5 globe

Catalog number	XSL320-R5
Luminaire lumens	18,767
Luminaire efficacy rating (LER)	137
Input watts	137
Spacing criterion	1.44
Spacing criterion (90–270)	1.44
Spacing criterion (diagonal)	1.62

#### Luminaire classification system



#### Candlepower curve

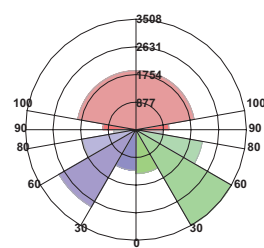


BUG rating : B2-U5-G5

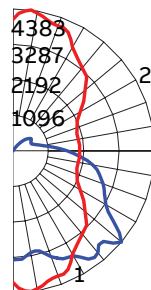
#### R3 globe

Catalog number	XSL320-R3
Luminaire lumens	18,764
Luminaire efficacy rating (LER)	137
Input watts	137
Spacing criterion	1.40
Spacing criterion (90–270)	1.90
Spacing criterion (diagonal)	1.58

#### Luminaire classification system



#### Candlepower curve



BUG rating : B3-U5-G5

## Ex-Solutions™ XSL3 LED Series

### MOUNTING AND OPTIONAL ACCESSORIES (sold separately)

#### Fixture assembly guide



#### 1 Mounting options



#### 2 LED driver tank



#### 3 Globe or reflector



#### 4 Guard (N/A for CUT)



Cast guard

#### Mounting accessories

Part number	Description	Conduit hub size
VA2-EX	Cone-top pendant <sup>1</sup>	3/4"
VA3-EX		1"
VC2-EX	Ceiling & pendant mount <sup>1</sup>	3/4"
VC3-EX		1"
VB2-VIB-EX	Wall mount <sup>1</sup>	3/4"
VB3-VIB-EX		1"
VP2-EX	3/4" rigid pendant <sup>1</sup>	3/4"
VS4-VIB-EX	25° angle stanchion <sup>1</sup>	1-1/4"
VS5-VIB-EX		1-1/2"
VL4-VIB-EX	Straightstanchion <sup>1</sup>	1-1/4"
VL5-VIB-EX		1-1/2"
HV3-EX*	HazVertor™ adaptor ring Crouse-Hinds ceiling, pendant <sup>2</sup> & Straight stanchion top hats <sup>1,3</sup>	
HV4-EX*	HazVertor™ adaptor ring stanchion angle mount <sup>1,3</sup>	
HV5-EX*	HazVertor™ adaptor ring wall mount <sup>1,3</sup>	

\*HV3-EX, HV4-EX and HV5-EX HazVertors™ are CSA/CSAus certified

**Note:** • For the Canadian market, please add "-C" to the part number after the EX (ex.: VC3-EX-C).  
• For gray finish, please add "G" to the part number before -EX (ex: VA2G-EX).

#### Globes or refractors

Part number	Description
VGT15-EX	Heat-resistant prismatic glass globe <sup>4</sup>
VGL15R1-EX	IES Type I refractor globe <sup>4</sup>
VGL15R3-EX	IES Type III refractor globe <sup>4</sup>
VGL15R5-EX	IES Type V refractor globe <sup>4</sup>
CUT-EX	Dark sky cut-off reflector with polycarbonate flat lens <sup>4</sup>

**Note:** For Canadian market, please add "C" to the part no. (ex: VGT15C).

#### Guards

Part number	Description
VGU22-EX	Cast guard

<sup>1</sup> For stainless steel inserts, please add "SI" to part no. (ex:VA2SI-EX)

<sup>2</sup> Not compatible with HPM2 crouse-hinds top hats

<sup>3</sup> Some installations may not be compatible

<sup>4</sup> Must be replaced by the same refractor

**Note:** • For Canadian market, please add "CA" to the part no. (ex: VGU22-EXCA).

• For gray finish, please add "G" to the part number.  
For US, ex: VGU22G. For Canada, ex: VGU22G-EXCA

HazVector™ compatibility



01



02



03

- 01 HazVector™ adaptor ring, model HV3-EX
- 02 HazVector™ adaptor ring, angle machining, model HV4-EX
- 03 HazVector™ adaptor ring, wall mount machining, model HV5-EX




The HazVector™ adaptor ring is designed to let you quickly convert most Crouse-Hinds fixtures to Ex-Solutions™ XSL3 LED Generation 2 fixtures. It is available as an accessory or as an integral component to the Ex-Solutions™ XSL3 LED Generation 2 fixture.

Mounting	Crouse-Hinds model	Crouse-Hinds part number	HazVector™ model
Pendant	APM2 3/4 in.	APM2	HV3-EX
	CM2 3/4 in.	CM2	HV3-EX
Ceiling	CM3 1 in.	CM3	HV3-EX
	TWM2 3/4 in.	TWM2	HV5-EX
Wall	TWM3 1 in.	TWM3	HV5-EX
	JM5 1-1/2 in.	JM5	HV4-EX
Stanchion	PM5 1-1/2 in.	PM5	HV3-EX
	QM25 3/4 in.	QM25	HV3-EX

Crouse-Hinds top hat



HazVector™ adaptor ring



Ex-Solutions™ XSL3 LED Generation 2





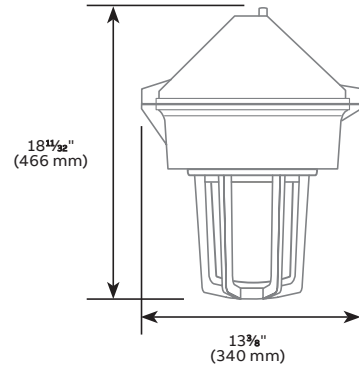
## Ex-Solutions™ XSL3 LED Series

### DIMENSIONS

Dimensions are approximate and subject to change.

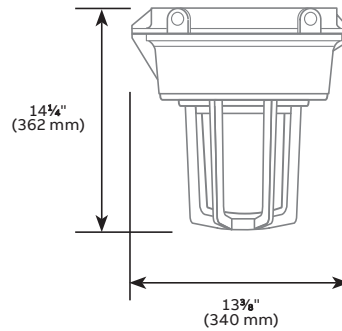
**Cone-top pendant**

7.3 kg | 16 lbs



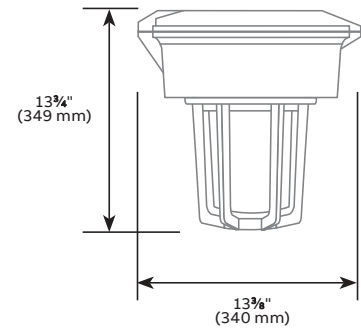
**Ceiling and pendant mount**

7.3 kg | 16 lbs



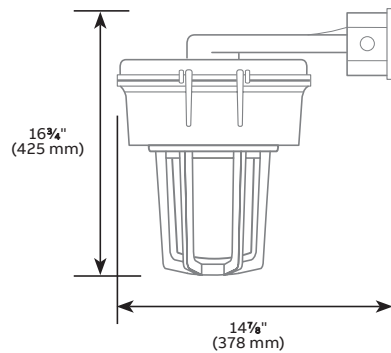
**Pendant mount**

6.8 kg | 15 lbs



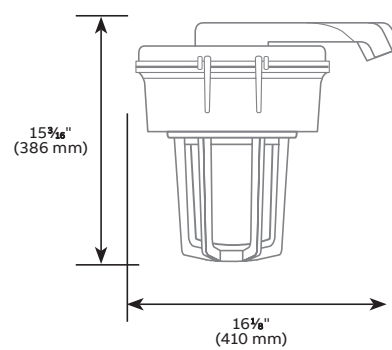
**Wall mount**

9.1 kg | 20 lbs



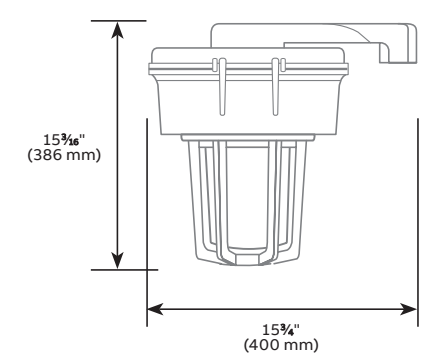
**25° Angle stanchion**

7.3 kg | 16 lbs



**Straight stanchion**

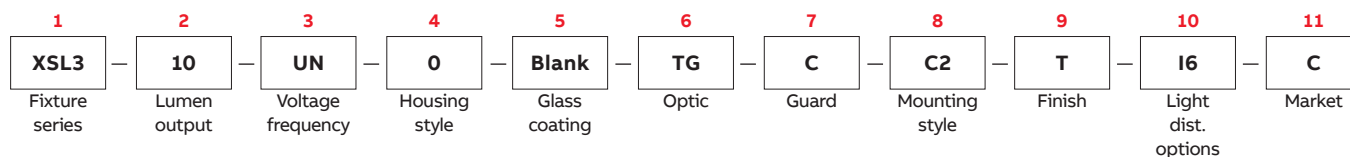
7.3 kg | 16 lbs



## Ex-Solutions™ XSL3 LED Series

### NUMBERING SYSTEM

Unipak™ = LED driver tank + optics and mountings + options (if necessary)



### LED driver tank

Part	Part number	Description
<b>1</b> Fixture series	<b>XSL3</b>	Ex-Solutions™ XSL3
<b>2</b> Lumen output	<b>05</b>	5,600 lumens, 37 W
	<b>07</b>	7,500 lumens, 48 W
	<b>10</b>	10,500 lumens, 74 W
	<b>15</b>	15,800 lumens, 103 W
	<b>17</b>	17,300 lumens, 115 W
	<b>20</b>	20,100 lumens, 138 W
<b>3</b> Voltage / Frequency	<b>UN</b>	Universal 120–277VAC 50/60 Hz (voltage range includes 208VAC, 220VAC, 240VAC, etc.)
	<b>UN2</b>	Universal 347-480VAC 50/60 Hz
<b>4</b> LED driver housing style	<b>0</b>	Standard housing
	<b>S</b>	Standard housing with stainless-steel insert

### Optics

Part	Part number	Description
<b>5</b> Glass coating	<b>Blank</b>	No teflon coating
	<b>S</b>	Teflon coating (TG Globe only)
<b>6</b> Optic	<b>TG</b>	Thermal shock-resistant glass globe
	<b>R1</b>	Type I glass refractor globe
	<b>R3</b>	Type III glass refractor globe
	<b>R5</b>	Type V glass refractor globe
	<b>CUT</b>	Dark sky cut-off polycarbonate flat lens <sup>1</sup>
<b>7</b> Guard option	<b>Blank</b>	No guard
	<b>C</b>	Cast aluminum guard <sup>2</sup>

<sup>1</sup> CUT optics: 3,000K < CCT for Dark sky. Cannot be used with stanchion mount. Not suitable for Class II, Division 1

<sup>2</sup> Cannot be used with CUT

### Mounting

Part	Part number	Description
<b>8</b> Mounting style	<b>A2</b>	¾" Cone-top pendant
	<b>A3</b>	1" Cone-top pendant
	<b>B2</b>	¾" Wall mount
	<b>B3</b>	1" Wall mount
	<b>C2</b>	¾" Ceiling mount / pendant
	<b>C3</b>	1" Ceiling mount / pendant
	<b>HV3</b>	HazVektor™ adaptor ring Crouse-Hinds® ceiling, pendant <sup>2</sup> and straight stanchion top hats <sup>1</sup>
	<b>HV4</b>	HazVektor™ adaptor ring stanchion angle mount <sup>1</sup>
	<b>HV5</b>	HazVektor™ adaptor ring wall mount <sup>1</sup>
	<b>L4</b>	1¼" Straight stanchion
	<b>L5</b>	1½" Straight stanchion
	<b>P2</b>	¾" Rigid pendant
	<b>S4</b>	1¼" 25° Angle stanchion
	<b>S5</b>	1½" 25° Angle stanchion
	<b>Blank</b>	No mounting (to replace existing fixt.)

<sup>1</sup> HV3, HV4 and HV5 HazVectors™ are CSA/CSAus certified

### Options

Part	Part number	Description
<b>9</b> Finish	<b>Blank</b>	Ivory
	<b>G</b>	Gray
	<b>T</b>	Hazcote® black custom anti-corrosion coating (consult ABB rep) <sup>1</sup>
	<b>Blank</b>	
<b>10</b> Light distribution options	<b>I3</b>	Internal reflector 35° beam angle <sup>2</sup>
	<b>I4</b>	Internal reflector 45° beam angle <sup>2</sup>
	<b>I6</b>	Internal reflector 65° beam angle <sup>2</sup>
	<b>Blank</b>	5,000K
	<b>K30</b>	3,000K <sup>1</sup>
	<b>K35</b>	3,500K <sup>1</sup>
	<b>K40</b>	4,000K <sup>1</sup>
<b>11</b> Market	<b>C</b>	Canadian market
	<b>Blank</b>	U.S. market

<sup>1</sup> Option subject to extended lead time.

<sup>2</sup> XSL305, XSL307 and XSL310 only, maximum 40°C (104°F) ambient temperature, cannot be combined with refractors and CUT. Cannot be added in the field.





# Ex-Solutions™ XSL11 LED Series

These multi-functional and feature-rich fixtures are capable of both meeting and exceeding the demands of the food processing industry, industrial and commercial environments and architectural applications.

AREA AND FLOOD  
HYBRID LIGHTING



## CERTIFICATION

### CLASS I

Division 2 Group A, B, C, D

Zone 2 Group IIC

### CLASS II

Division 2 Group F, G

Zone 22 Group IIIB

### CLASS III

Classification may vary depending on the product configuration. Please follow catalogue information and exceptions.

## APPROVALS



Not all DL series are DLC qualified. For all qualified products, please visit: [www.designlights.org/qpl](http://www.designlights.org/qpl)



IP66/67



UL844  
UL1598A  
UL8750



## APPLICATIONS

High mast

Parking lots

Tunnels

Loading docks

High bay

Quality control areas

Packaging areas

Hangars

Storage facilities

Oil and gas processing

Agricultural

Marine/wet environments

Chemical/industrial facilities

## Ex-Solutions™ XSL11 LED Series

### Key features and information

#### FEATURES

- Field replaceable driver
- Operating temperature: -40°F to 131°F (-40°C to 55°C)
- Thermally managed for maximum longevity
- Special powder coating for extreme resistance to chemical attack, aggressive cleaning agents and biocides used in food processing industries
- Low surface energy coating and smooth surface texture prevent debris build-up and staining
- Certified for hazardous locations, extreme water resistance, and corrosion protection for marine applications
- IDA Dark Sky Approved to protect the night time environment and reduce light pollution

#### HOUSING

- Copper-free die-cast aluminum housing and high impact polycarbonate lens
- Available with multiple distribution patterns
- 3/4" NPT conduit entry

#### LED

- Efficacy: up to 105 Lm/W
- Lumen output: From 12,260 lumens to 31,670 lumens
- CREE LED's
- CRI Ra>90
- Correlated Color Temperature (CCT): 5,000K (standard), 2,700K, 3,000K, 3,500K and 4,000K (optional)

#### ELECTRICAL

- 0-10V dimming (10%–100%)
- Operating voltage: 120-277VAC, 50/60Hz 347-480VAC
- Frequency: 50/60Hz
- Power factor 0.95
- Driver efficiency 88%
- THD <20%
- Surge protection standard at 6KV

#### MOUNTING

- Surface/suspended mount
- Wall mount
- Hanging pendant
- Pole mount
- Yoke mount
- High vibration yoke
- Slip fitter yoke mount

#### APPROVALS

- UL 844
- UL 8750 LED safety
- UL 1598 wet locations
- UL 1598A & ABS marine locations
- IDA Dark Sky Approved
- DLC
- cUL approved to CSA 22.2 No. 137, CSA 22.2 No. 250.0-08, CSA 22.2 No. 250.13
- IP66/67

#### WARRANTY

- 5 year limited warranty

#### T-code chart

Luminance	Input volt.	Optical models		Flood models		All models
		Ambient temp	Class I, Div 2 T-codes	Ambient temp	Class I, Div 2 T-codes	Class II, Div 2 T-codes
XSL1110	AC	-40 to 131°F (-40 to 55°C)	T3C	-40 to 131°F (-40 to 55°C)	T4A	T5
XSL1110	HV	-40 to 129°F (-40 to 54°C)	T3C	-40 to 123°F (-40 to 51°C)	T4	T5
XSL1115	AC	-40 to 131°F (-40 to 55°C)	T3C	-40 to 131°F (-40 to 55°C)	T4A	T5
XSL1115	HV	-40 to 129°F (-40 to 54°C)	T3C	-40 to 123°F (-40 to 51°C)	T4	T5
XSL1120	AC	-40 to 131°F (-40 to 55°C)	T3C	-40 to 131°F (-40 to 55°C)	T4A	T5
XSL1120	HV	-40 to 129°F (-40 to 54°C)	T3C	-40 to 123°F (-40 to 51°C)	T4	T5
XSL1125	AC	-40 to 123°F (-40 to 51°C)	T3C	-40 to 131°F (-40 to 55°C)	T4A	T5
XSL1125	HV	-40 to 111°F (-40 to 44°C)	T3B	-40 to 122°F (-40 to 50°C)	T4A	T5
XSL1130	AC	-40 to 109°F (-40 to 43°C)	T3	-40 to 108°F (-40 to 42°C)	T4A	T5
XSL1130	HV	-40 to 109°F (-40 to 43°C)	T3	-40 to 104°F (-40 to 40°C)	T3	T5

#### Electrical specifications

Luminance	Input voltage	Rated wattage (watts)	Rated voltage (volts)	Frequency (Hz)	Rated current (amps)
XSL1110	AC	107	120–277	50/60	1.11–0.48
XSL1110	HV	129	347–480	50/60	0.43–0.31
XSL1115	AC	145	120–277	50/60	1.42–0.61
XSL1115	HV	145	347–480	50/60	0.47–0.34
XSL1120	AC	190	120–277	50/60	1.74–0.75
XSL1120	HV	187	347–480	50/60	0.59–0.42
XSL1125	AC	247	120–277	50/60	2.18–0.95
XSL1125	HV	248	347–480	50/60	0.74–0.53
XSL1130	AC	312	120–277	50/60	2.82–1.22
XSL1130	HV	310	347–480	50/60	0.96–0.70

Ex-Solutions™ XSL11 LED Series

PHOTOMETRY

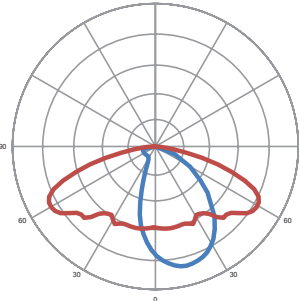
Modular optics (20 options)

R2 – IESNA Type 2		
Model	Lumens	Lumens/ watts
XSL1110	12,370	132
XSL1115	16,340	130
XSL1120	20,560	125
XSL1125	26,090	117
XSL1130	31,670	109

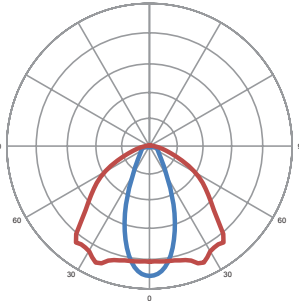
OC – Oval		
Model	Lumens	Lumens/ watts
XSL1110	12,370	132
XSL1115	16,340	130
XSL1120	20,560	125
XSL1125	26,090	117
XSL1130	31,670	109

SC – Narrow 18°		
Model	Lumens	Lumens/ watts
XSL1110	12,370	132
XSL1115	16,340	130
XSL1120	20,560	125
XSL1125	26,090	117
XSL1130	31,670	109

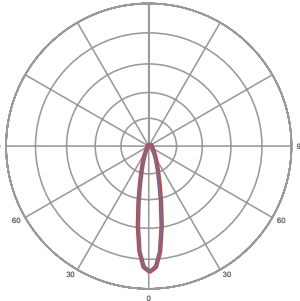
CUT – Wide beam		
Model	Lumens	Lumens/ watts
XSL1110	12,370	132
XSL1115	16,340	130
XSL1120	20,560	125
XSL1125	26,090	117
XSL1130	31,670	109



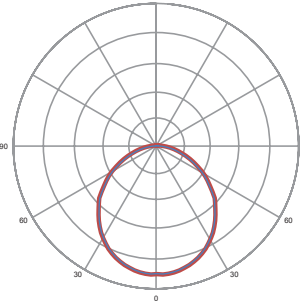
BUG rating : B4-U0-G4



BUG rating : B5-U1-G1



BUG rating : B5-U1-G1



BUG rating : B5-U0-G2

Standard offering above, alternate optical profiles available upon request.  
Contact sales representative for further details. Minimum order quantities, additional costs and lead times may incur.

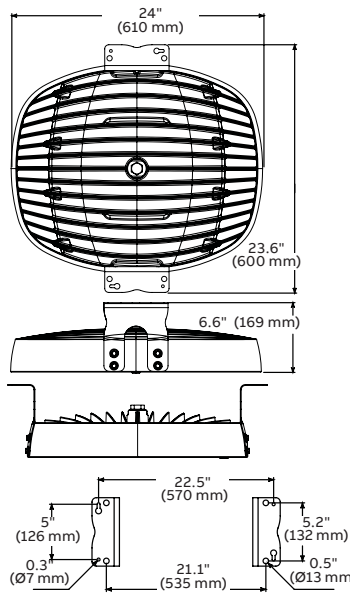


## Ex-Solutions™ XSL11 LED Series

### MOUNTING AND OPTIONAL ACCESSORIES (sold separately)

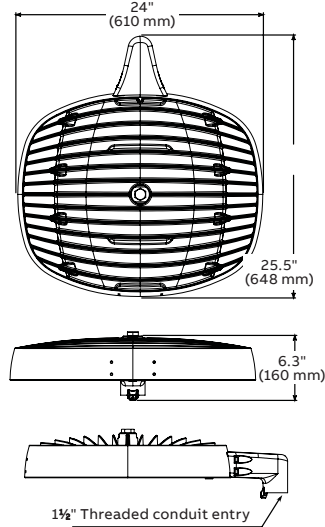
#### Surface/suspended mount (included standard)

16.8 kg | 37 lbs



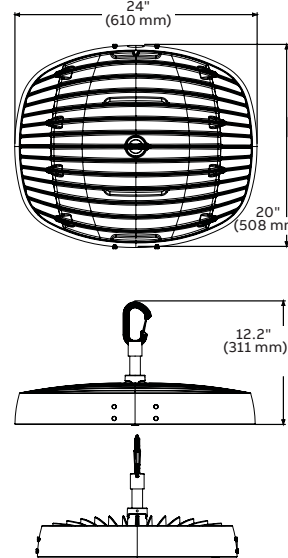
#### Pole mount XSL11-PM-GY (optional accessory)

17.3 kg | 38 lbs



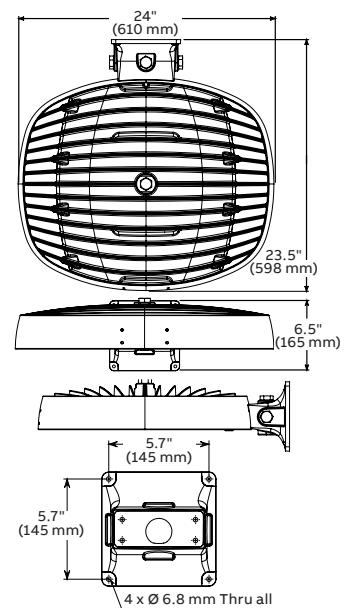
#### Hanging pendant XSL11-HK-GY (optional accessory)

16.4 kg | 36 lbs



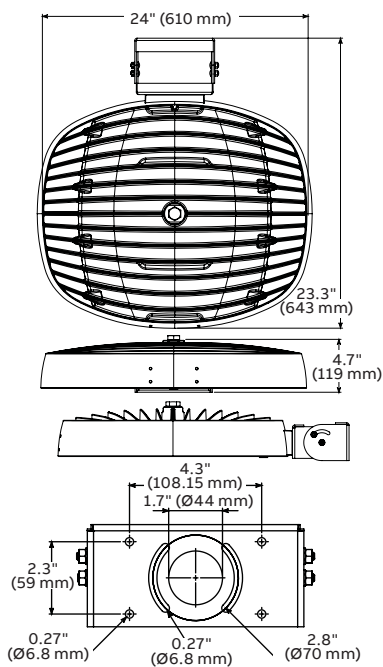
#### Wall mount XSL11-WM-GY (optional accessory)

17.7 kg | 39 lbs



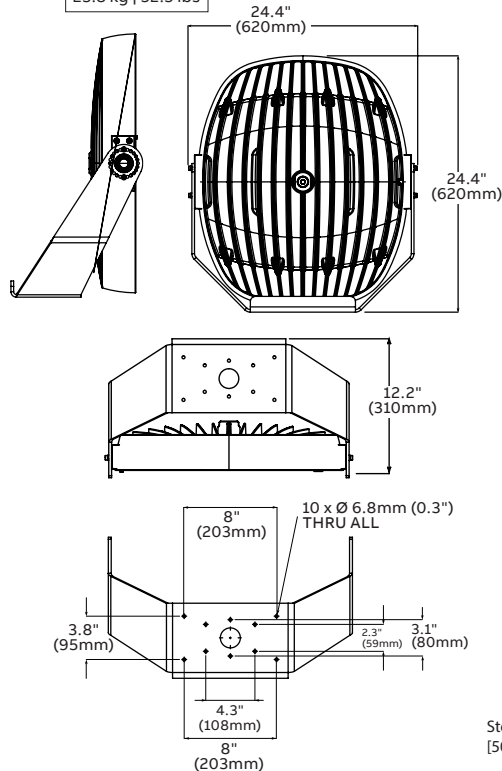
#### Yoke mount XSL11-YM (optional accessory)

16.8 kg | 37 lbs



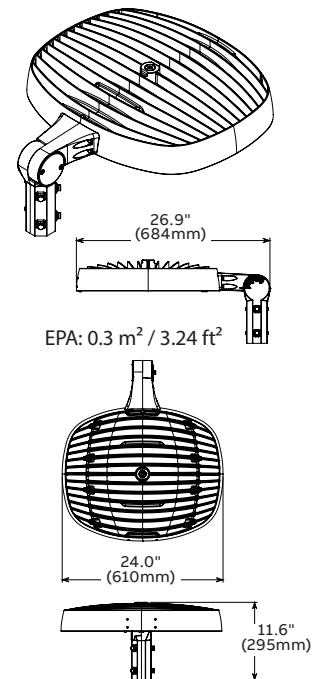
#### High vibration yoke XSL11-YK (optional accessory)

23.8 kg | 52.5 lbs



#### Slip fitter yoke mount XSL11-SFY-GY (optional accessory)

18.35 kg | 40.3 lbs



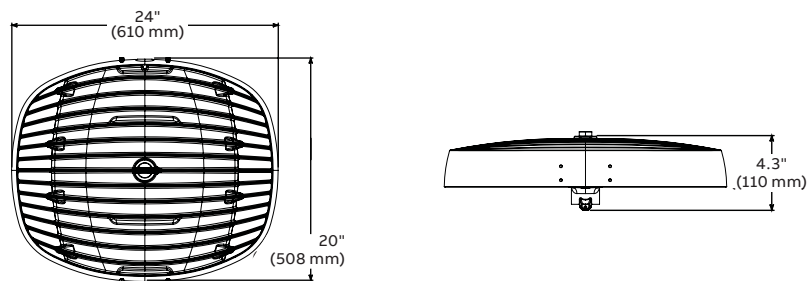
Stepped to accept either 1.5" Trade size (1-13/16" [46mm] to 2" [50mm] OD) & 2" Trade size (2-1/8" [53mm] to 2-7/16" [63mm])



## Ex-Solutions™ XSL11 LED Series


### DIMENSIONS

Dimensions are approximate and subject to change.



### NUMBERING SYSTEM

#### Lighting fixture



#### Ordering information

Part	Part number	Description
<b>1</b> Model	<b>XSL1110</b>	12,260 to 12,370 lumens
	<b>XSL1115</b>	16,200 to 16,490 lumens
	<b>XSL1120</b>	20,380 to 20,730 lumens
	<b>XSL1125</b>	25,860 to 26,610 lumens
	<b>XSL1130</b>	31,400 to 31,670 lumens
<b>2</b> Optic	<b>CUT</b>	Wide beam (no optics)
	<b>OC</b>	Oval, 26° x 108° <sup>1</sup>
	<b>R2</b>	IESNA Type 2 <sup>1</sup>
	<b>SC</b>	Spot 18° <sup>1</sup>
<b>3</b> Finish	<b>GY</b>	Gray
<b>4</b> Color	<b>27</b>	Warm white (2,700K) <sup>1</sup>
	<b>27H</b>	Warm white, high CRI (2,700K) <sup>1</sup>
	<b>30</b>	Warm white (3,000K) <sup>1</sup>
	<b>30H</b>	Warm white, high CRI (3,000K) <sup>1</sup>
	<b>35</b>	Warm white (3,500K) <sup>1</sup>
	<b>35H</b>	Warm white, high CRI (3,500K) <sup>1</sup>
	<b>40</b>	Natural white (4,000K) <sup>1</sup>
	<b>40H</b>	Natural white, high CRI (4,000K) <sup>1</sup>
	<b>50</b>	Cool white (5,000K)
	<b>50H</b>	Cool white, high CRI (5,000K)

<sup>1</sup>Option subject to extended lead time and minimum order quantities.

Part	Part number	Description
<b>5</b> Power	<b>AC</b>	120-277VAC
	<b>HV</b>	347-480VAC
<b>6</b> Location	<b>HL</b>	Hazardous location
<b>7</b> Market	<b>C</b>	Canadian market
	<b>Blank</b>	U.S. market

#### Accessories (sold separately)

Part	Part number	Description
Mounting type	<b>XSL11-WM-GY</b>	Wall mount <sup>1</sup>
	<b>XSL11-HK-GY</b>	Hanging pendant
	<b>XSL11-PM-GY</b>	Pole mount <sup>1</sup>
	<b>XSL11-YM</b>	Yoke mount <sup>1,2</sup>
	<b>XSL11-YK</b>	High vibration yoke <sup>1,2</sup>
	<b>XSL11-SFY-GY</b>	Slip fitter yoke mount

<sup>1</sup>IDA Fixture seal of approval only applies to fixtures with a CCT of 3,000K or less, and that have fixed mounts aiming the fixture perpendicular to the ground.

<sup>2</sup>Yoke mount only available in stainless steel finish.

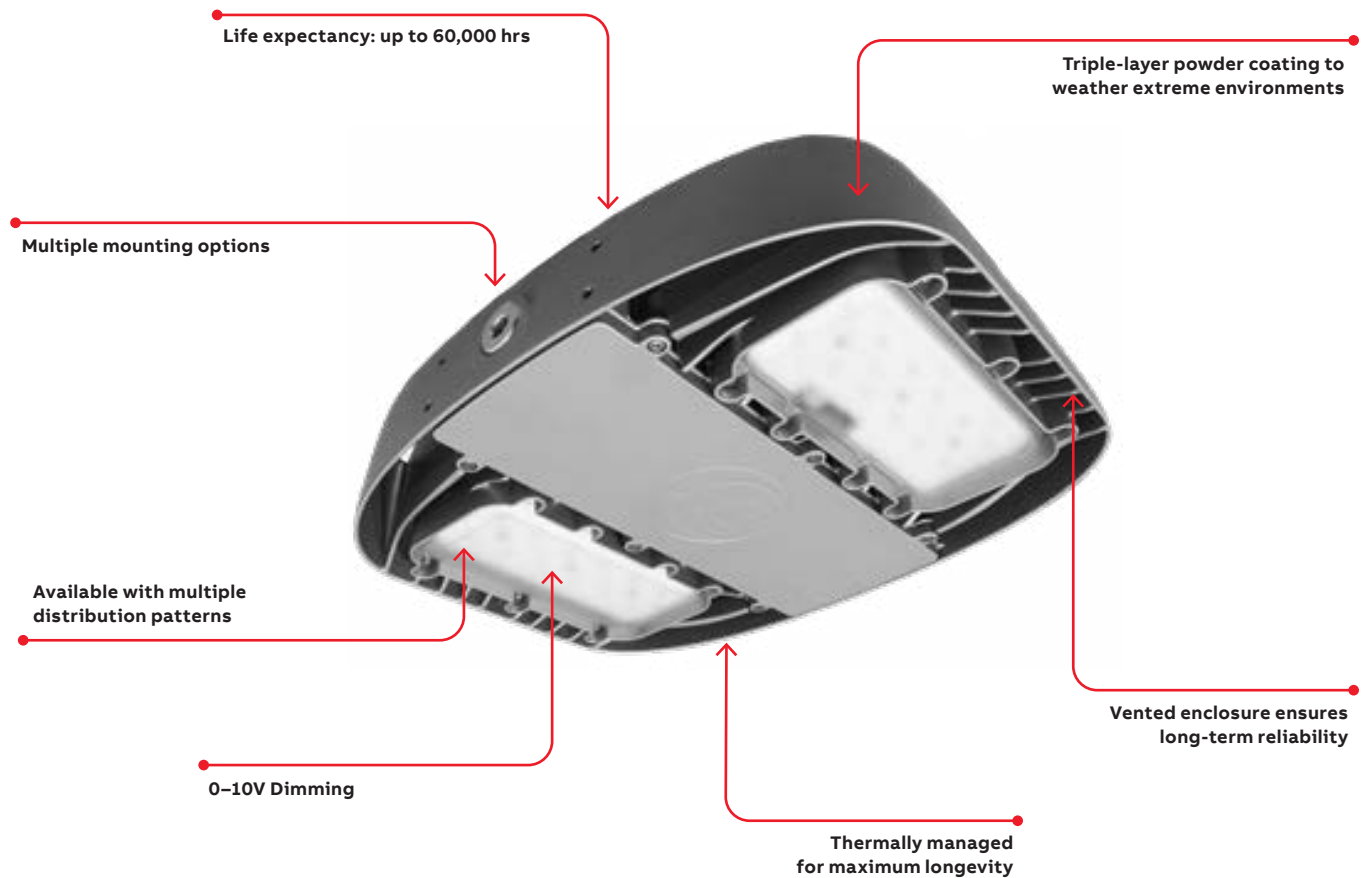
**Note:** For Canadian market, please add "CA" to the part no. (ex: XSL11-WM-GYCA).



# Ex-Solutions™ XSL10 LED Series

The unique combination of flexibility and robust design allows the implementation of this light fixture in various new or existing facilities. The XSL10 not only exceeds the expectations of an HID replacement, but establishes a new benchmark in versatility for industrial LED lighting.

AREA AND FLOOD  
HYBRID LIGHTING



## CERTIFICATION

### CLASS I

Division 2 Group A, B, C, D

Zone 2 Group IIC

### CLASS II

Division 2 Group F, G

Zone 22

### CLASS III

Classification may vary depending on the product configuration. Please follow catalogue information and exceptions.

## APPROVALS



UL844  
UL1598A  
UL8750



IP66/67

## APPLICATIONS

Hazardous locations

Indoor lighting

Tunnel lighting

Industrial facilities

Refinery and petrochemical facilities

## Ex-Solutions™ XSL10 LED Series

### Key features and information

#### FEATURES

- Field replaceable driver
- Operating temperature -40°F to 131°F (-40°C to 55°C)
- Thermally managed for longevity
- Easy field angle adjustment
- Extreme vibration resistance
- Direct heat transfer from power supply to external case for optimal performance
- IDA Dark Sky Approved to protect the night time environment and reduce light pollution

#### HOUSING

- Unique heat sink design creates increased airflow for optimal LED and power supply operating temperature
- Copper-free die-cast aluminum housing and high impact polycarbonate lens
- Available with multiple distribution patterns
- 3/4" NPT conduit entry
- Metal core PCB (MCPCB)
- Modular optics
- Physical separation of electronics for increased system reliability
- Triple-layer coating suitable for marine applications

#### LED

- Efficacy: up to 116 Lm/W
- Lumen output: From 2,980 lumens to 6,265 lumens
- Nichia LED's
- CRI Ra>80
- Correlated Color Temperature (CCT): 5,000K (standard), 2,700K, 3,000K, 3,500K and 4,000K (optional)

#### ELECTRICAL

- 0-10V dimming (1%-100%)
- Operating voltage: 120-277VAC 50/60Hz, 347-480VAC 60Hz
- Power factor 0.96
- Driver efficiency 86%
- THD <20%
- Surge protection standard at 2.5KV

#### MOUNTING

- Surface/suspended mount
- Wall pack mount
- Pole mount
- Yoke mount
- Conduit connection mount
- Hook pendant mount
- Slip fitter yoke mount

#### APPROVALS

- UL 844
- UL 8750 LED safety
- UL 1598 wet locations
- UL 1598A marine
- IDA Dark Sky Approved
- cUL approved to CSA 22.2 No. 137, CSA 22.2 No. 250.0-08, CSA 22.2 No. 250.13
- IP66/67

#### WARRANTY

- 5 year limited warranty

#### T-code chart

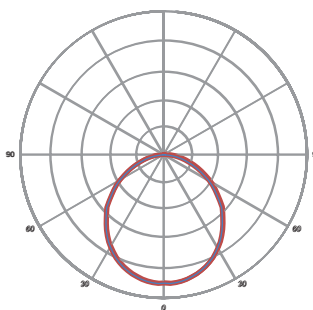
<b>T4</b>	Class 1, Div 2, Groups A, B, C, D
	Class 1, Zone 2, Group IIC
<b>T4A</b>	Class II, Div. 2, Groups F, G

#### Electrical specifications

<b>Frequency</b>	120-277VAC 50/60 Hz
	347VAC 60 Hz
<b>Power</b>	XSL1003: 26 W (CUT) - 29 W (R2, OC, SF)
	XSL1006: 51 W (CUT) - 57 W (R2, OC, SF)
<b>Current</b>	XSL1003: AC - 0.25A@120VAC    HV - 010A@347VAC
	XSL1006: AC - 050A@120VAC    HV - 020A@347VAC

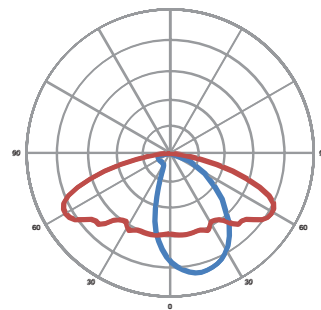
#### Photometry

CUT – Wide beam (no optic)	
Model	Lumen output (CW)
XSL1003	3,050
XSL1006	5,650



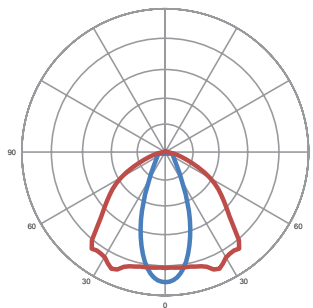
BUG rating : B2-U0-G1

R2 – IESNA Type 2	
Model	Lumen output (CW)
XSL1003	2,980
XSL1006	5,520



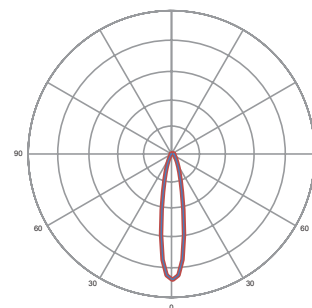
BUG rating : B1-U0-G1

OC – Oval 26° x 108°	
Model	Lumen output (CW)
XSL1003	3,290
XSL1006	6,090



BUG rating : B3-U2-G1

SF – Spot 18°	
Model	Lumen output (CW)
XSL1003	3,380
XSL1006	6,265



BUG rating : B4-U2-G1

Standard offering above, alternate optical profiles available upon request.  
Contact sales representative for further details. Minimum order quantities, additional costs and lead times may incur.

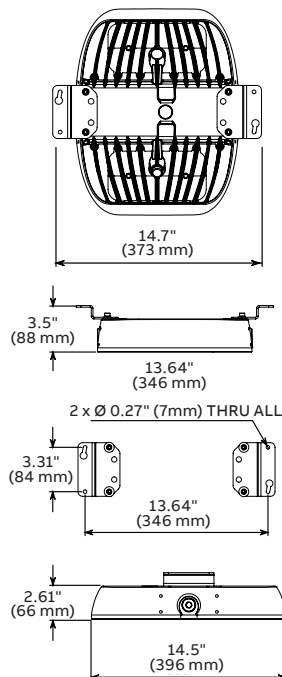


## Ex-Solutions™ XSL10 LED Series

### MOUNTING AND OPTIONAL ACCESSORIES (sold separately)

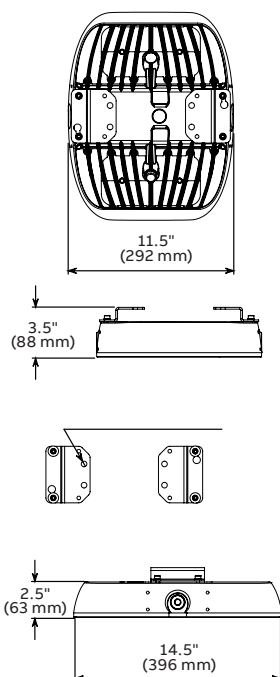
#### Surface mount (included standard)

5.3 kg | 11.7 lbs



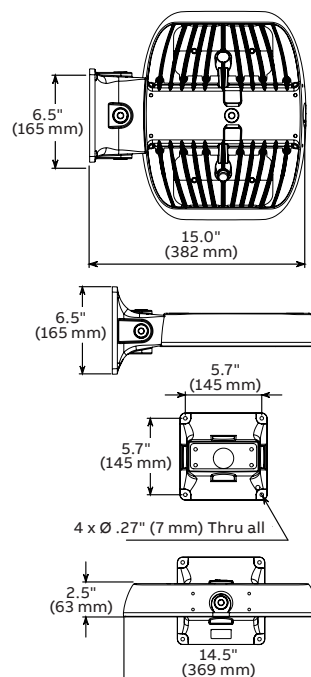
#### Suspended mount (included standard)

5.3 kg | 11.7 lbs



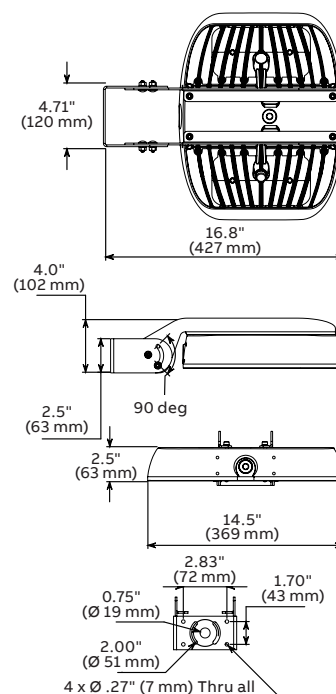
#### Wall pack mount XSL10-WM-GY (optional accessory)

6.8 kg | 15 lbs



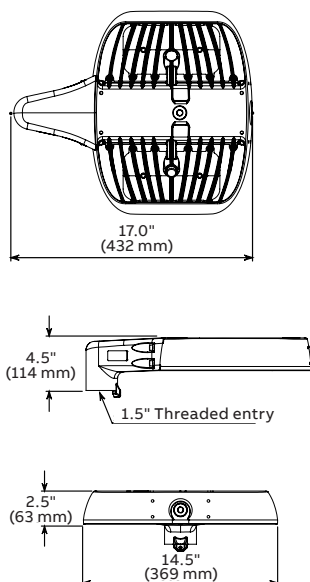
#### Yoke mount XSL10-YM (optional accessory)

6.3 kg | 13.9 lbs



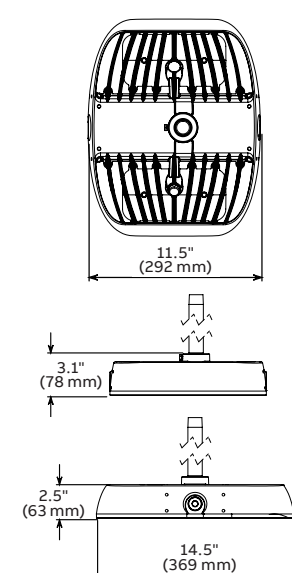
#### Pole mount XSL10-PM-GY (optional accessory)

5.6 kg | 12.4 lbs



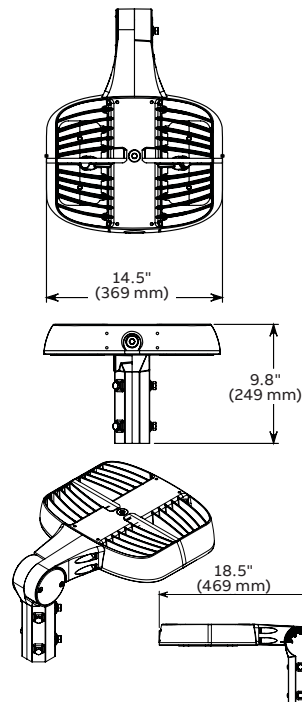
#### Conduit connection XSL10-C-GY (optional accessory)

5.3 kg | 11.7 lbs



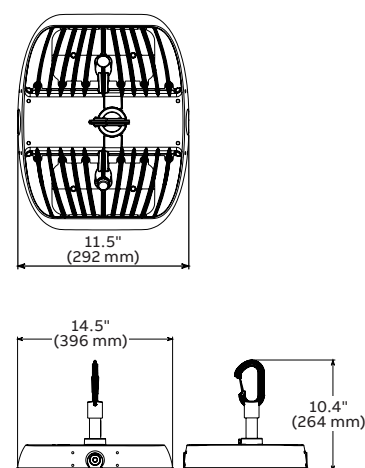
#### Slip fitter mount XSL10-SFY-GY (optional accessory)

6.55 kg | 14.7 lbs

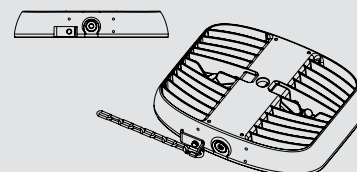


#### Hook pendant mount XSL10-HK-GY (optional accessory)

4.9 kg | 10.8 lbs



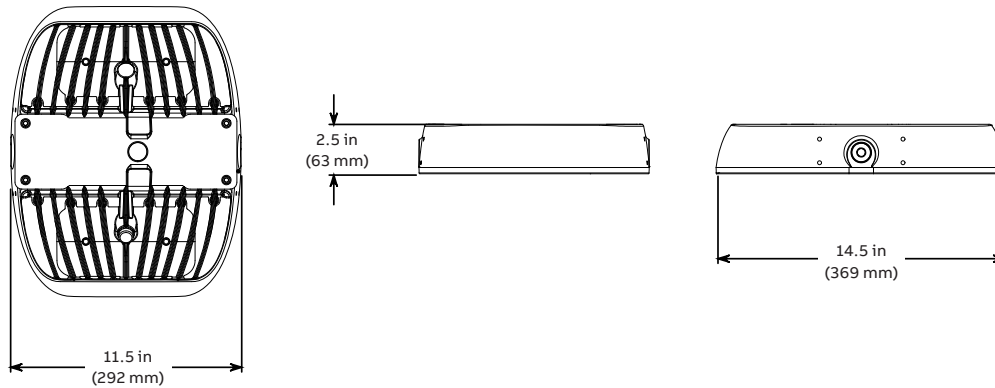
#### Secondary safety XSL10-SS



## Ex-Solutions™ XSL10 LED Series

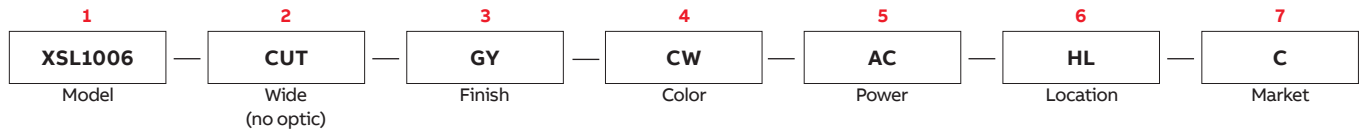
### DIMENSIONS

Dimensions are approximate and subject to change.



### NUMBERING SYSTEM

#### Lighting fixture



#### Ordering information

Part	Part number	Description
<b>1</b> Model	<b>XSL1003</b>	2,980 to 3,380 lumens
	<b>XSL1006</b>	5,520 to 6,265 lumens
<b>2</b> Optic	<b>CUT</b>	Wide (no optic)
	<b>OC</b>	Oval 26° x 108° <sup>1</sup>
	<b>R2</b>	IESNA Type 2 <sup>1</sup>
	<b>SF</b>	Spot 18° <sup>1</sup>
<b>3</b> Finish	<b>GY</b>	Gray
<b>4</b> Color	<b>27</b>	Warm white (2,700K) <sup>1</sup>
	<b>30</b>	Warm white (3,000K) <sup>1</sup>
	<b>35</b>	Warm white (3,500K) <sup>1</sup>
	<b>40</b>	Natural white (4,000K) <sup>1</sup>
	<b>CW</b>	Cool white (5,000K)
<b>5</b> Power	<b>AC</b>	120 to 277VAC
	<b>HV</b>	347VAC
<b>6</b> Location	<b>HL</b>	Hazardous location
<b>7</b> Market	<b>C</b>	Canadian market
	<b>Blank</b>	U.S. market

<sup>1</sup> Option subject to extended lead time and minimum order quantities.

#### Accessories (sold separately)

Part number	Description
XSL10-WM-GY	Wall pack mount <sup>3</sup>
XSL10-PM-GY	Pole mount <sup>3</sup>
XSL10-YM	Yoke mount <sup>2</sup>
XSL10-CC-GY	Conduit connection <sup>3</sup>
XSL10-HK-GY	Hook pendant mount
XSL10-SS	Secondary safety
XSL10-SFY-GY	Slip fitter mount

<sup>2</sup> Only available in stainless steel

<sup>3</sup> IDA Fixture seal of approval only applies to fixtures with a CCT of 3,000K or less, and that have fixed mounts aiming the fixture perpendicular to the ground.

**Note:** For Canadian market, please add "CA" to the part no. (ex: XSL10-WM-GYCA).




New product

# Ex-Solutions™ XFL15 LED Series

The high-intensity floodlight is energy-efficient and made from corrosion-resistant, copper-free aluminum. The explosion-proof fixture can be installed in hazardous, marine locations like power plants, loading docks, and petrochemical facilities.

FLOOD LIGHTING



CERTIFICATION

<b>CLASS I</b>	
Division 1	Group C, D
Division 2	Group A, B, C, D
<b>CLASS II</b>	
Division 2	Group F, G
<b>CLASS III</b>	

Classification may vary depending on the product configuration. Please follow catalogue information and exceptions.

APPROVALS



APPLICATIONS

Power plants
Paper mills
Wastewater treatment plants
Loading docks
Chemical processing
Petrochemical facilities

## Ex-Solutions™ XFL15 LED Series

### Key features and information

#### FEATURES

- Operating temperature: -40°F to 140°F (-40°C +60°C) optimal 77°F (25°C)
- Exposed hardware made of stainless steel
- High efficacy for increased energy savings

#### HOUSING

- Housing made of copper-free aluminum
- Anti-corrosion housing (tested for 1,000hrs)
- Tempered glass lens is impact and thermal shock resistant
- Lens tested to IK09
- High temperature silicone gasketing

#### LED

- Efficacy: up to 130 Lm/W
- Lumen output: From 10,400 lumens to 19,500 lumens
- OSRAM LED's
- CRI Ra>70
- Correlated Color Temperature (CCT): 5,000K (standard), 3,000K and 4,000K (optional)

#### ELECTRICAL

- Operating voltage: universal 120-277VAC, 347-480VAC (50/60Hz)
- Power factor 0.95
- Driver efficiency 90%
- THD <20%
- Surge protection standard at 4KV (Contact your sales representative if high protection is required.)

#### MOUNTING

- Pendant mount
- Optional yoke/pipe bracket for wall/ceiling or pole mount

#### APPROVALS

- UL844
- UL 8750 LED safety
- UL 1598 wet locations
- UL1598A marine
- cUL approved to CSA 22.2 No. 137, CSA 22.2 No. 250.0-08, CSA 22.2 No. 250.13
- FCC
- IP66
- IK09
- DLC

Not all product variations listed on this page are DLC qualified.  
Visit [www.designlights.org/search](http://www.designlights.org/search) to confirm qualification.

- 5G (shock and vibration resistant)
- 1,000hrs salt spray

#### WARRANTY

- 5 year limited

#### T-code chart

Fixture	80 watt	100 watt	150 watt
C1D1	T6	T6	T6
C1D2	T4A	T4A	T4A
CIID2	T4A	T4A	T4A

#### Electrical specifications

Specification	XFL15-8	XFL15-10	XFL15-15
Rated power	80W	100W	150W
Input voltage	120-277, 347-480VAC		
Input frequency	50/60Hz		
Input current	(120/277VAC)	0.63/0.29A	0.82/0.36A
	(347/480VAC)	0.24/0.17A	0.29/0.21A
		0.43/0.31A	

#### Lighting output

Fixture	80 watt	100 watt	150 watt
Lumen output	10,400	13,000	19,500
Lumen per watt	130	130	130

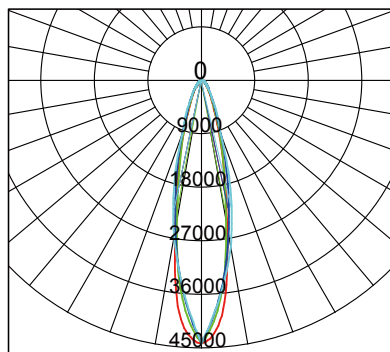




## Ex-Solutions™ XFL15 LED Series

### PHOTOMETRY

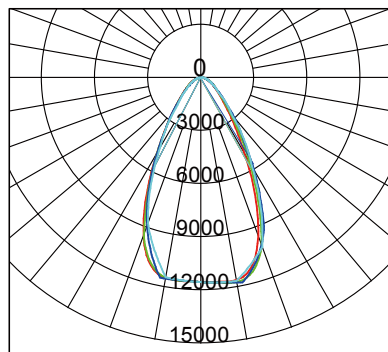
#### 25 degree



— C0/180,22.4  
— C30/210,21.5  
— C60/240,23.7  
— C90/270,25.8

BUG rating: B4-U0-G1

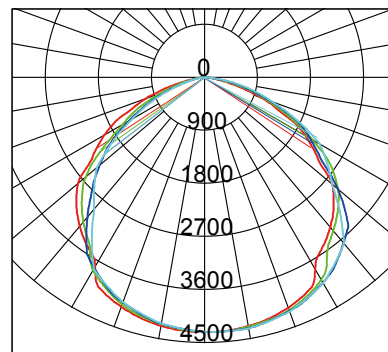
#### 60 degree



— C0/180,56.0  
— C30/210,56.7  
— C60/240,58.4  
— C90/270,56.9

BUG rating: B4-U0-G1

#### 120 degree



— C0/180,114.5  
— C30/210,114.1  
— C60/240,110.6  
— C90/270,113.2

BUG rating: B4-U0-G1


FLOOD LIGHTING

### MOUNTING AND OPTIONAL ACCESSORIES (sold separately)

#### Pendant mount (included standard)

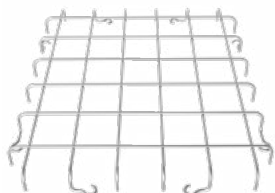


#### Yoke/pipe bracket mount (optional accessory)



Requires yoke/pipe bracket.

#### Accessories



**WG01-EX**  
Stainless steel  
wire guard

#### Yoke/pipe bracket



**UB01-EX**  
Yoke/pipe bracket  
(SUS 304)  
stainless steel

**UB03-EX**  
Anti-vibration  
U-bracket

#### Pole type stanchion

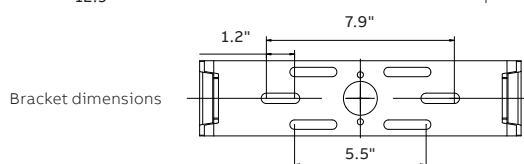
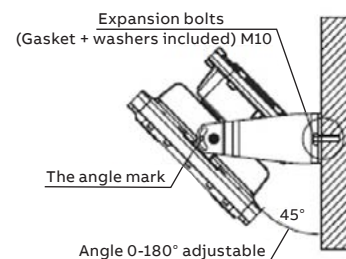
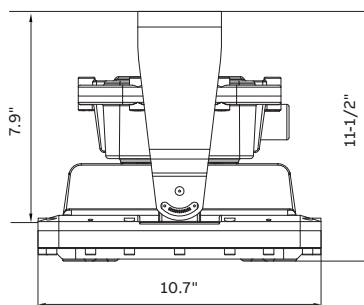
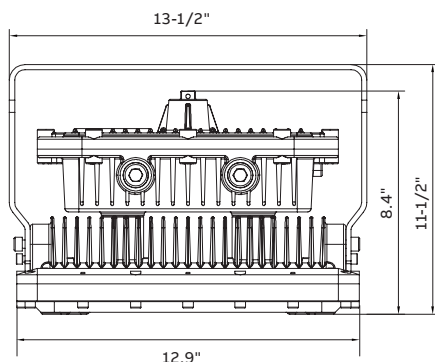


**SN01-EX**  
Pole type stanchion  
Note: Standard slipfitter for  
2-3/8" (60mm) pole

## Ex-Solutions™ XFL15 LED Series

### DIMENSIONS

Dimensions are approximate and subject to change.



Model	Weight	Dimensions (L x W x H)
XFL15-8	15.2kg/33.5lbs	12.9 x 10.7 x 6.9 in
XFL15-10	15.3kg/33.7lbs	
XFL15-15	15.5kg/34.2lbs	

### NUMBERING SYSTEM

#### Lighting fixture

<b>1</b>	<b>2</b>	<b>3</b>	<b>4</b>	<b>5</b>	<b>6</b>	<b>7</b>	<b>8</b>	<b>9</b>	<b>10</b>
<b>XFL15</b>	<b>8</b>	<b>1</b>	<b>K3</b>	<b>N</b>	<b>1</b>	<b>TG</b>	<b>P</b>	<b>GR</b>	<b>C</b>
Series	Wattage/ lumens	Voltage	Color temp	Optics	Hazloc	Lens	Mounting	Color	Market

#### Ordering information

Part	Part number	Description
<b>1</b> Series	<b>XFL15</b>	Flood light LED
<b>2</b> Wattage/lumens	<b>8</b>	80W (10,400 lm)
	<b>10</b>	100W (13,000 lm)
	<b>15</b>	150W (19,500 lm)
<b>3</b> Voltage	<b>1</b>	120-277VAC
	<b>4</b>	347-480VAC
<b>4</b> Color temp	<b>K3</b>	3,000K <sup>1</sup>
	<b>K4</b>	4,000K <sup>1</sup>
	<b>K5</b>	5,000K (standard)
<b>5</b> Optics	<b>N</b>	25° <sup>1</sup>
	<b>W</b>	120° (standard)
<b>6</b> Hazloc	<b>1</b>	CID1
	<b>2</b>	CID2, CIID2
<b>7</b> Lens	<b>TG</b>	Clear glass
<b>8</b> Mounting	<b>P</b>	NPT 3/4 pendant mount
	<b>U</b>	NPT 3/4 pendant mount + yoke bracket
<b>9</b> Color	<b>G</b>	Gray
<b>10</b> Market	<b>C</b>	Canadian market
	<b>Blank</b>	U.S. market

<sup>1</sup>Longer lead time, contact your sales representative for more details

#### Accessories (sold separately)

Part number	Description
SN01-EX	Pole type stanchion
UB01-EX	Yoke/pipe bracket (SUS 304) stainless steel
UB03-EX	Anti-vibration U-bracket
WG01-EX	Stainless steel wire guard

**Note:** For Canadian market, please add "CA" to the part no. (ex: SN01-EX-CA).





---

# Table of contents

## Linear lighting products

---



**XLN17 LED Series**  
42



**XLN17-EM LED Series**  
46



**XLN16 LED Series**  
50



**XLN13 LED Series**  
54



**XLN12 LED Series**  
58

---

## Accessories



**Quick pole assembly**  
62


---



New product

# Ex-Solutions™ XLN17 LED Series

Extremely durable and water-tight, the XLN17 LED Series has a slim and compact design. This explosion-proof fixture can withstand the most demanding hazardous location environments like paper mills, chemical facilities, and wastewater treatment plants.



LINEAR LIGHTING

## CERTIFICATION

<b>CLASS I</b>	
Division 1	Group C, D
Zone 1	
Division 2	Group A, B, C, D
Zone 2	
<b>Simultaneous presence</b>	

Classification may vary depending on the product configuration. Please follow catalogue information and exceptions.

## APPROVALS



Not all DL series are DLC qualified. For all qualified products, please visit: [www.designlights.org/qpl](http://www.designlights.org/qpl)

## APPLICATIONS

Mining
Paper mills
Chemical/industrial facilities
Wastewater treatment plants
Loading docks
Petrochemical facilities
Paint spray booth

## Ex-Solutions™ XLN17 LED Series

### Key features and information

#### FEATURES

- Operating temperature: -40°F to 140°F (-40°C +60°C) optimal 77°F (25°C)
- Exposed hardware made of stainless steel
- Slim and compact design

#### HOUSING

- Housing made of copper-free aluminum
- Anti-corrosion housing (tested for 1,000hrs)
- Tempered glass lens is impact and thermal shock resistant

#### LED

- Efficacy: up to 120 Lm/W
- Lumen output: from 4,800 lumens to 9,600 lumens
- OSRAM LED's
- UL 8750 LED safety
- CRI Ra>70
- Correlated Color Temperature (CCT): 5,000K (standard), 3,000K and 4,000K (optional)

#### ELECTRICAL

- Operating voltage: universal 120-277VAC, 347-480VAC (50/60Hz)
- Power factor 0.95
- Driver efficiency 90%
- THD <20%
- Surge protection standard up to 10KV (Contact your sales representative if high protection is required.)

#### MOUNTING

- Pendant mount
- Optional yoke/pipe bracket for wall/ceiling or pole mount
- Chain mount (chain not included)

#### APPROVALS

- UL 844
- UL 1598A marine outside type
- UL 1598 wet locations
- UL 8750 LED safety
- cUL approved to CSA 22.2 No. 137, CSA 22.2 No. 250.0-08, CSA 22.2 No. 250.13
- IP66
- DLC: not all product variations listed on this page are DLC qualified. Visit [www.designlights.org/search](http://www.designlights.org/search) to confirm qualification.
- 5G (shock and vibration resistant)
- 1,000hrs salt spray

#### WARRANTY

- 5 year limited warranty

#### T-code chart

Fixture	40 watt	80 watt
C1D1	T6	T6
C1D2	T3C	T3C

#### Electrical specifications

Specification	XLN17-4	XLN17-8
Rated power	40W	80W
Input voltage	120-277, 347-480VAC	
Input frequency	50/60Hz	
Input current	(120/277VAC) 0.4/0.14A	0.8/0.29A
	(347/480VAC) 0.14/0.08A	0.29/0.17A

#### Lighting output

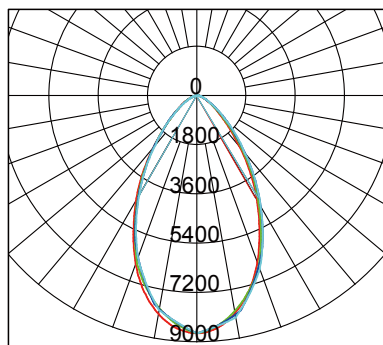
Fixture	40 watt	80 watt
Lumen output	4,800	9,600
Lumen per watt	120	120



## Ex-Solutions™ XLN17 LED Series

### PHOTOMETRY

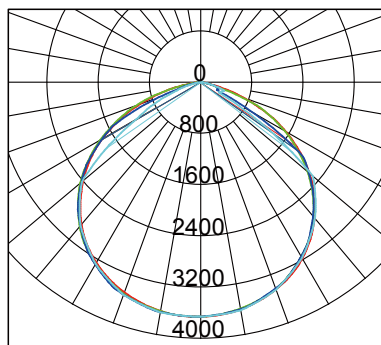
#### 60 degree



— C0/180,60.8  
— C30/210,60.8  
— C60/240,61.3  
— C90/270,61.0

BUG rating: B3-U0-G2

#### 110 degree




— C0/180,115.0  
— C30/210,115.0  
— C60/240,114.0  
— C90/270,107.0


BUG rating: B3-U0-G2

### MOUNTING AND OPTIONAL ACCESSORIES (sold separately)

#### Pendant mount (included standard)




#### Chain mount (compatible)

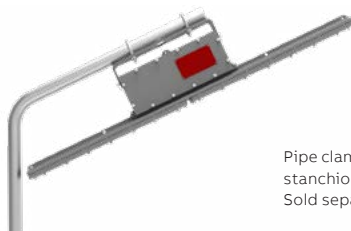


Chain not included.

#### Ceiling & wall mount (optional accessory)



#### Stanchion mount (optional accessory)



Pipe clamp and yoke/pipe bracket required for stanchion installation.  
Sold separately.

#### Accessories



**PC01-EX** - Pipe clamp (1 pair)  
Pipe clamp (M8\*48mm) for pole Ø 1-7/8" (48mm)



**PC02-EX** - Pipe clamp (1 pair)  
Pipe clamp (M8\*60mm) for pole Ø 2-3/8" (60mm)



**UB02-EX** - Yoke/pipe bracket  
(SUS 304) stainless steel

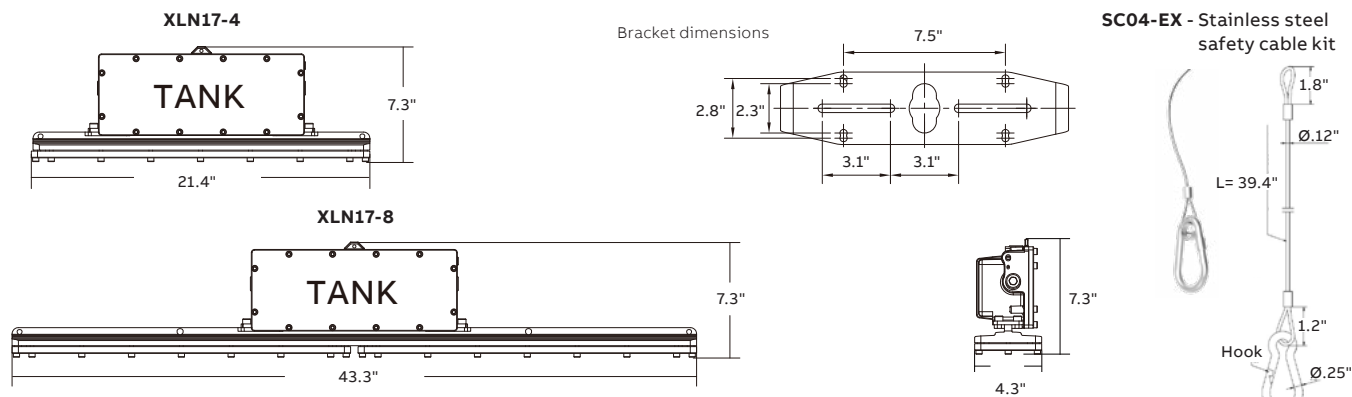


**SC04-EX** - Stainless steel  
safety cable kit

## Ex-Solutions™ XLN17 LED Series

### DIMENSIONS

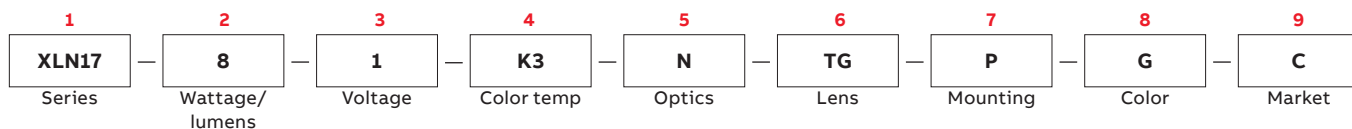
Dimensions are approximate and subject to change.



Model	Weight	Dimensions (L x W x H)
XLN17-4	7.3kg/16.1lbs	21.4 x 4.3 x 7.3 in
XLN17-8	10.8kg/23.8lbs	43.3 x 4.3 x 7.3 in

### NUMBERING SYSTEM

#### Lighting fixture



#### Ordering information

Part	Part number	Description
1 Series	XLN17	Linear light LED
2 Wattage/lumens	4	40W (4,800 lm)
	8	80W (9,600 lm)
3 Voltage	1	120-277VAC
	4	347-480VAC
4 Color temp	K3	3,000K <sup>1</sup>
	K4	4,000K <sup>1</sup>
	K5	5,000K (standard)
5 Optics	N	60° <sup>1</sup>
	W	110° (standard)
6 Lens	TG	Clear glass
	FG	Frosted glass <sup>1</sup>
7 Mounting	P	NPT 3/4 pendant mount
	U	NPT 3/4 pendant mount + yoke bracket
8 Color	G	Gray
9 Market	C	Canadian market
	Blank	U.S. market

<sup>1</sup>Longer lead time, contact your sales representative for more details

#### Accessories (sold separately)

Part number	Description
PC01-EX	Pipe clamp (1 pair) Pipe clamp (M8*48mm) for pole Ø 1-7/8" (48mm)
PC02-EX	Pipe clamp (1 pair) Pipe clamp (M8*60mm) for pole Ø 2-3/8" (60mm)
SC04-EX	Stainless steel safety cable kit
UB02-EX	Yoke/pipe bracket (SUS 304) stainless steel


**Note:** For Canadian market, please add "CA" to the part no. (ex: PC01CA-EX).



New product

# Ex-Solutions™ XLN17-EM LED Series

Versatile, shock-resistant, and explosion-proof lighting with a slim design, the XLN17-EM LED Series can be mounted on a wall, ceiling, and pole in various hazardous locations, ranging from mines to petrochemical facilities.



LINEAR LIGHTING

## CERTIFICATION

### CLASS I

Division 1

Group C, D

Zone 1

Classification may vary depending on the product configuration. Please follow catalogue information and exceptions.

## APPROVALS



## APPLICATIONS

Mining

Paper mills

Chemical/industrial facilities

Wastewater treatment plants

Petrochemical facilities

## Ex-Solutions™ XLN17-EM LED Series

### Key features and information

#### FEATURES

- Operating temperature: -4°F to 113°F (-20°C +45°C) optimal 77°F (25°C)
- Exposed hardware made of stainless steel
- Slim and compact design
- Emergency run time: 90 minutes

#### HOUSING

- Housing made of copper-free aluminum
- Tempered glass lens is impact and thermal shock resistant

#### LED

- Efficacy: up to 136 Lm/W
- Lumen output: 10,800 lumens
- OSRAM LED's
- CRI Ra>70
- Correlated Color Temperature (CCT): 5,000K (standard)

#### ELECTRICAL

- Operating voltage: 120-277VAC (50/60Hz)
- Power factor 0.95
- Driver efficiency 90%
- THD <20%
- Surge protection standard up to 10KV (Contact your sales representative if high protection is required.)

#### MOUNTING

- Pendant mount
- Optional yoke/pipe bracket for wall/ceiling or pole mount
- Chain mount (chain not included)

#### APPROVALS

- UL 844
- UL924
- cUL approved to CSA 22.2 No. 137, CSA 22.2 No. 250.0-08, CSA 22.2 No. 250.13
- IP66
- 5G (shock and vibration resistant)
- 1,000hrs salt spray

#### WARRANTY

- 5 year limited warranty

#### T-code chart


Fixture	80 watt
C1D1	T6

#### Electrical specifications

Specification	XLN17-EM-8 (battery backup)
Rated power	80W (6W)
Input voltage	120-277VAC only (50/60Hz)
Battery	Nickel-cadmium
Expected battery life	5 years
Charge time	24 hours
Emergency run time	90 min.
Input current (standard mode)	0.67/0.29A (AC120/277VAC)

#### Lighting output

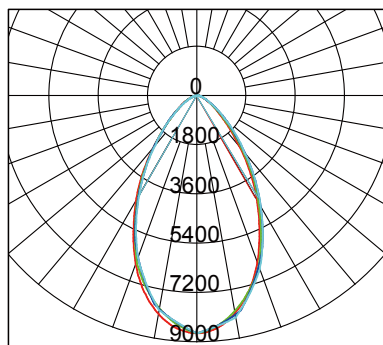
Fixture	80 watt
Lumen output - normal mode	10,800
Lumen output - emergency mode	812
Lumen per watt - normal mode	136



## Ex-Solutions™ XLN17-EM LED Series

### PHOTOMETRY

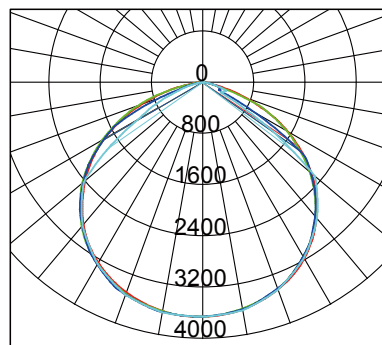
#### 60 degree



— C0/180,60.8  
— C30/210,60.8  
— C60/240,61.3  
— C90/270,61.0

BUG rating: B3-U0-G2

#### 110 degree




— C0/180,115.0  
— C30/210,115.0  
— C60/240,114.0  
— C90/270,107.0


BUG rating: B3-U0-G2

### MOUNTING AND OPTIONAL ACCESSORIES (sold separately)

#### Pendant mount (included standard)




#### Chain mount (compatible)

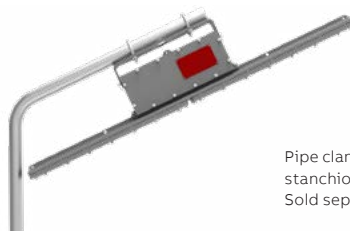


Chain not included.

#### Ceiling & wall mount (optional accessory)



#### Stanchion mount (optional accessory)



Pipe clamp and yoke/pipe bracket required for stanchion installation.  
Sold separately.

#### Accessories



**PC01-EX** - Pipe clamp (1 pair)  
Pipe clamp (M8\*48mm) for pole Ø 1-7/8" (48mm)



**PC02-EX** - Pipe clamp (1 pair)  
Pipe clamp (M8\*60mm) for pole Ø 2-3/8" (60mm)



**UB02-EX** - Yoke/pipe bracket  
(SUS 304) stainless steel

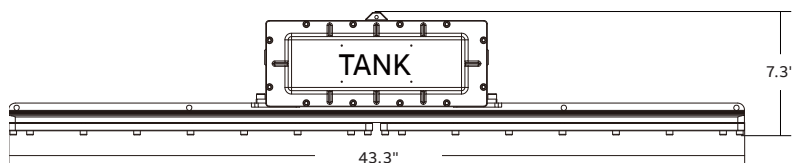


**SC04-EX** - Stainless steel  
safety cable kit

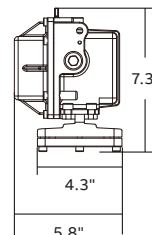
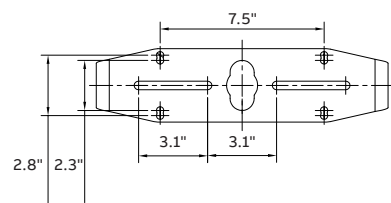
## Ex-Solutions™ XLN17-EM LED Series

### DIMENSIONS

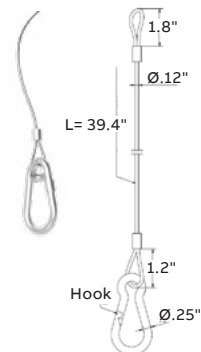
Dimensions are approximate and subject to change.



Bracket dimensions



SC04-EX - Stainless steel safety cable kit



Model	Weight	Dimensions (L x W x H)
XLN17-EM-8	12.2kg/26.9lbs	43.3 x 5.8 x 7.3 in

### NUMBERING SYSTEM

#### Lighting fixture

<b>1</b>	<b>2</b>	<b>3</b>	<b>4</b>	<b>5</b>	<b>6</b>	<b>7</b>	<b>8</b>	<b>9</b>	<b>10</b>
<b>XLN17</b>	<b>8</b>	<b>1</b>	<b>K5</b>	<b>N</b>	<b>TG</b>	<b>P</b>	<b>G</b>	<b>EM</b>	<b>C</b>
Series	Wattage/ lumens	Voltage	Color temp	Optics	Lens	Mounting	Color	Emergency	Market

#### Ordering information

Part	Part number	Description
<b>1</b> Series	<b>XLN17</b>	Linear light LED
<b>2</b> Wattage/lumens	<b>8</b>	80W (10,800 lm)
<b>3</b> Voltage	<b>1</b>	120-277VAC
<b>4</b> Color temp	<b>K5</b>	5,000K
<b>5</b> Optics	<b>N</b>	60° <sup>1</sup>
	<b>W</b>	110° (standard)
<b>6</b> Lens	<b>TG</b>	Clear glass
	<b>FG</b>	Frosted glass <sup>1</sup>
<b>7</b> Mounting	<b>P</b>	NPT 3/4 pendant mount
	<b>U</b>	NPT 3/4 pendant mount + yoke bracket
<b>8</b> Color	<b>G</b>	Gray
<b>9</b> Emergency	<b>EM</b>	Emergency 90 minutes
<b>10</b> Market	<b>C</b>	Canadian market
	<b>Blank</b>	U.S. market

<sup>1</sup>Longer lead time, contact your sales representative for more details

#### Accessories (sold separately)

Part number	Description
<b>PC01-EX</b>	Pipe clamp (1 pair) Pipe clamp (M8*48mm) for pole Ø 1-7/8" (48mm)
<b>PC02-EX</b>	Pipe clamp (1 pair) Pipe clamp (M8*60mm) for pole Ø 2-3/8" (60mm)
<b>SC04-EX</b>	Stainless steel safety cable kit
<b>UB02-EX</b>	Yoke/pipe bracket (SUS 304) stainless steel

**Note:** For Canadian market, please add "CA" to the part no. (ex: PC01CA-EX).



New product

# Ex-Solutions™ XLN16 LED Series

The XLN16 LED Series is a slim, shock and vibration resistant fixture made of copper-free aluminum. This durable product has exposed hardware made from stainless steel and is suitable for marine and wet locations.

Life expectancy: 120,000 hours

Certified for use in marine locations

Exposed stainless steel fasteners

Corrosion resistant copper-free aluminum housing

Available with clear or frosted thermal shock and impact resistant polycarbonate lens

LINEAR LIGHTING

## CERTIFICATION

### CLASS I

Division 2 Group A, B, C, D

Zone 2

### CLASS II

Division 1 Group E, F, G

Zone 21

### CLASS III

Classification may vary depending on the product configuration. Please follow catalogue information and exceptions.

## APPROVALS



Not all DL series are DLC qualified.  
For all qualified products, please visit: [www.designlights.org/qpl](http://www.designlights.org/qpl)

## APPLICATIONS

Power plants  
Paper mills  
Wastewater treatment plants  
Loading docks  
Chemical processing  
Storage facilities

## Ex-Solutions™ XLN16 LED Series

### Key features and information

#### FEATURES

- Operating temperature: -40°F to 122°F (-40°C +50°C) optimal 77°F (25°C)
- Exposed hardware made of stainless steel
- Slim and compact design

#### HOUSING

- Housing made of copper-free aluminum
- Anti-corrosion housing (tested for 1,000hrs)
- Shock and impact resistant polycarbonate lens
- Lens tested to IK08

#### LED

- Efficacy: up to 137 Lm/W
- Lumen output: from 5,480 lumens to 10,960 lumens
- Meanwell LED's
- UL 8750 LED safety
- CRI Ra>70
- Correlated Color Temperature (CCT): 5,000K (standard), 3,000K and 4,000K (optional)

#### ELECTRICAL

- Operating voltage: universal 120-277VAC, 347-480VAC (50/60Hz)
- Power factor 0.95
- Driver efficiency 90%
- THD <20%
- Surge protection standard at 4KV (Contact your sales representative if high protection is required.)

#### MOUNTING

- Pendant mount
- Optional yoke/pipe bracket for wall/ceiling or pole mount
- Chain mount (chain not included)

#### APPROVALS

- UL844
- UL 1598A marine
- UL 1598 wet locations
- UL 8750 LED safety
- cUL approved to CSA 22.2 No. 137, CSA 22.2 No. 250.0-08, CSA 22.2 No. 250.13
- FCC
- IP66
- IK08
- DLC

Not all product variations listed on this page are DLC qualified.  
Visit [www.designlights.org/search](http://www.designlights.org/search) to confirm qualification.

- 5G (shock and vibration resistant)
- 1,000hrs salt spray

#### WARRANTY

- 5 year limited warranty

#### T-code chart

Fixture	40 watt	80 watt
C1D2	T3C	T3C
CIID1	T4A	T4A

#### Electrical specifications

Specification	XLN16-4	XLN16-8
Rated power	40W	80W
Input voltage	120-277, 347-480VAC	
Input frequency	50/60Hz	
Input current	(120/277VAC) 0.34/0.16A	0.67/0.32A
	(347/480VAC) 0.13/0.09A	0.25/0.18A

#### Lighting output

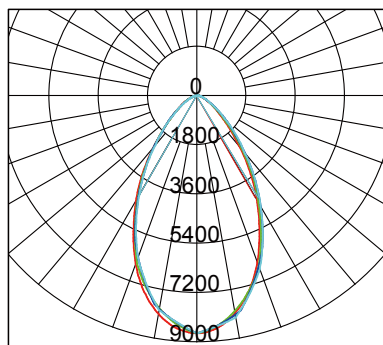
Fixture	40 watt	80 watt
Lumen output	5,480	10,960
Lumen per watt	137	137



## Ex-Solutions™ XLN16 LED Series

### PHOTOMETRY

#### 110 degree



— C0/180,60.8  
— C30/210,60.8  
— C60/240,61.3  
— C90/270,61.0


BUG rating: B3-U0-G1

### MOUNTING AND OPTIONAL ACCESSORIES (sold separately)

#### Pendant mount (included standard)




#### Chain mount (compatible)

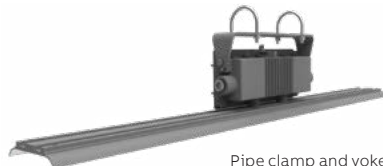


Chain not included.

#### Yoke/pipe bracket (optional accessory) Ceiling and wall



#### Stanchion mount (optional accessory)



Pipe clamp and yoke/pipe bracket required for stanchion installation.  
Sold separately.

#### Accessories



**PC01-EX** - Pipe clamp (1 pair)  
Pipe clamp (M8\*48mm) for pole Ø 1-7/8" (48mm)



**PC02-EX** - Pipe clamp (1 pair)  
Pipe clamp (M8\*60mm) for pole Ø 2-3/8" (60mm)



**UB02-EX** - Yoke/pipe bracket  
(SUS 304) stainless steel

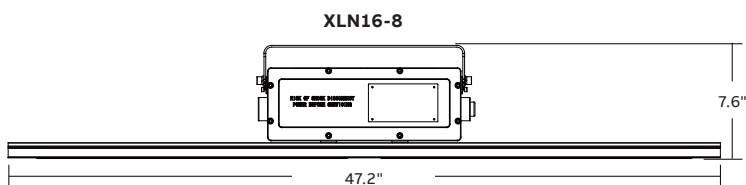
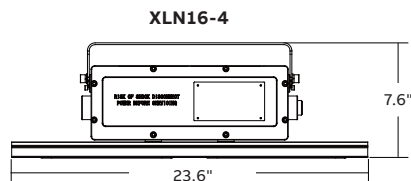


**SC02-EX** - Stainless steel  
safety cable kit

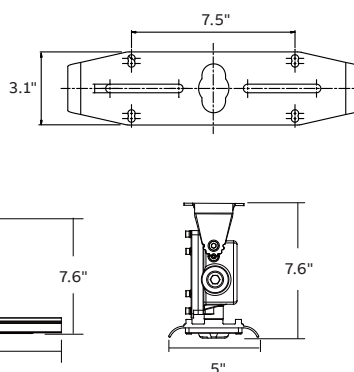
## Ex-Solutions™ XLN16 LED Series

### DIMENSIONS

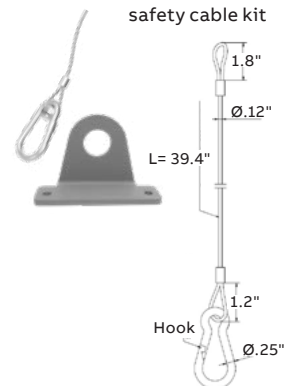
Dimensions are approximate and subject to change.



Bracket dimensions



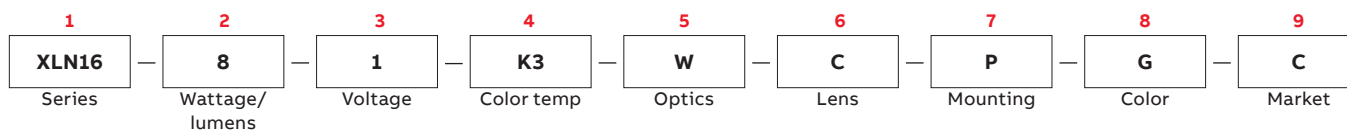
SC02-EX - Stainless steel safety cable kit



Model	Weight	Dimensions (L x W x H)
XLN16-4	5.5kg/12.1lbs	23.6 x 5.0 x 7.6 in
XLN16-8	7.6kg/16.7lbs	47.2 x 5.0 x 7.6 in

### NUMBERING SYSTEM

#### Lighting fixture



#### Ordering information

Part	Part number	Description
1 Series	<b>XLN16</b>	Linear light LED
2 Wattage/lumens	<b>4</b>	40W (5,480 lm)
	<b>8</b>	80W (10,960 lm)
3 Voltage	<b>1</b>	120-277VAC
	<b>4</b>	347-480VAC
4 Color temp	<b>K3</b>	3,000K <sup>1</sup>
	<b>K4</b>	4,000K <sup>1</sup>
	<b>K5</b>	5,000K (standard)
5 Optics	<b>W</b>	110°
6 Lens	<b>C</b>	Clear polycarbonate
	<b>F</b>	Frosted polycarbonate <sup>1</sup>
7 Mounting	<b>P</b>	NPT 3/4 pendant mount
	<b>U</b>	NPT 3/4 pendant mount + yoke bracket
8 Color	<b>G</b>	Gray
9 Market	<b>C</b>	Canadian market
	<b>Blank</b>	U.S. market

<sup>1</sup>Longer lead time, contact your sales representative for more details

#### Accessories (sold separately)

Part number	Description
PC01-EX	Pipe clamp (1 pair) Pipe clamp (M8*48mm) for pole Ø 1-7/8" (48mm)
PC02-EX	Pipe clamp (1 pair) Pipe clamp (M8*60mm) for pole Ø 2-3/8" (60mm)
SC02-EX	Stainless steel safety cable kit
UB02-EX	Yoke/pipe bracket (SUS 304) stainless steel

**Note:** For Canadian market, please add "CA" to the part no. (ex: PC01CA-EX).



# Ex-Solutions™ XLN13 LED Series

A durable and robust linear luminaire designed to replace conventional fluorescent fixtures in industrial, commercial and tunnel applications.



## CERTIFICATION

### CLASS I

Division 2 Group A, B, C, D

Zone 2 Group IIC

### CLASS II

Division 2 Group F, G

Zone 22 Group IIB

### CLASS III

Classification may vary depending on the product configuration. Please follow catalogue information and exceptions.

## APPROVALS



UL844  
UL1598A  
UL8750

## APPLICATIONS

Tunnels

Interior fluorescent replacement

Loading docks

## Ex-Solutions™ XLN13 LED Series

### Key features and information

#### FEATURES

- Field replaceable driver
- Operating temperature: -40 to 131°F (-40 to 55°C)
- Ideal for dirty, wet and corrosive environments
- IDA Dark Sky Approved to protect the night time environment and reduce light pollution features
- Multiple light output options to replace fluorescent fixtures

#### HOUSING

- IP66 vented enclosure eliminates pressure differentials for reliable sealing
- Powder-coated end caps
- Copper-free die-cast aluminum housing and high impact polycarbonate lens
- Available with multiple distribution patterns
- 3/4" NPT conduit entry

#### LED

- Efficacy: up to 115 Lm/W
- Lumen output: From 3,970 lumens to 10,470 lumens
- Nichia LED's
- CRI Ra>70
- Metal core PCB
- Correlated Color Temperature (CCT): 5,000K (standard), 2,700K, 3,000K, 3,500K and 4,000K (optional)

#### ELECTRICAL

- 0-10V dimming (1%–100%)
- Operating voltage: 120-277VAC, 347-480VAC
- Frequency: 50/60Hz
- Power factor 0.95
- Driver efficiency 88%
- THD <20%
- Surge protection standard at 6KV
- Fault tolerant and fail-over design ensures reliability and resilience to damage

#### MOUNTING

- Surface mount
- Suspended mount
- Angle adjustable mount

#### APPROVALS

- UL 844
- UL 8750 LED safety
- UL 1598 wet locations
- UL 1598A and ABS marine locations
- cUL approved to CSA 22.2 No. 137, CSA 22.2 No. 250.0-08, CSA 22.2 No. 250.13
- IP66

#### WARRANTY

- 5 year limited warranty

#### T-code chart

Model	Input voltage	Rated voltage (Volts)	T-codes (Class I Div. 2)	T-codes (Class II Div. 2)
XLN132S	AC	120-277VAC	T4A	T4
	HV	347-480VAC	T4A	T4
XLN132H	AC	120-277VAC	T4A	T4
	HV	347-480VAC	T4A	T4
XLN132X	AC	120-277VAC	T5	T4
	HV	347-480VAC	T5	T4A
XLN134S	AC	120-277VAC	T4A	T4A
	HV	347-480VAC	T4A	T4A
XLN134H	AC	120-277VAC	T4A	T4A
	HV	347-480VAC	T4A	T4A

#### Electrical specifications and lighting output

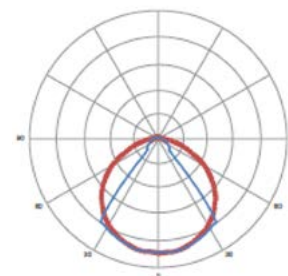
Model	Input voltage	Rated wattage (Watts)	Rated voltage (Volts)	Freq. (Hz)	Ambient temp.	Total lumens
XLN132S	AC	36	120-277VAC	50/60	-40 to 131°F (-40 to 55°C)	3,970
	HV	36	347-480VAC	50/60	-40 to 129°F (-40 to 54°C)	3,970
XLN132H	AC	52	120-277VAC	50/60	-40 to 131°F (-40 to 55°C)	5,143
	HV	52	347-480VAC	50/60	-40 to 129°F (-40 to 54°C)	5,143
XLN132X	AC	70	120-277VAC	50/60	-40 to 126°F (-40 to 52°C)	7,965
	HV	82	347-480VAC	50/60	-40 to 115°F (-40 to 46°C)	7,965
XLN134S	AC	85	120-277VAC	50/60	-40 to 131°F (-40 to 55°C)	8,697
	HV	90	347-480VAC	50/60	-40 to 129°F (-40 to 54°C)	8,697
XLN134H	AC	105	120-277VAC	50/60	-40 to 129°F (-40 to 54°C)	10,470
	HV	109	347-480VAC	50/60	-40 to 126°F (-40 to 52°C)	10,470

#### PHOTOMETRY

#### Optic options

#### WC Wide 100°

Model	BUG Rating
XLN132	B3-U1-G1
XLN134	B3-U2-G1



## Ex-Solutions™ XLN13 LED Series

### MOUNTING AND OPTIONAL ACCESSORIES (sold separately)

#### Surface mount (standard)



#### Suspended mount (standard)



Two 6.5 mm x 10 mm slots on each end for suspension hardware (not provided).

#### Angle adjustable mount (order separately)

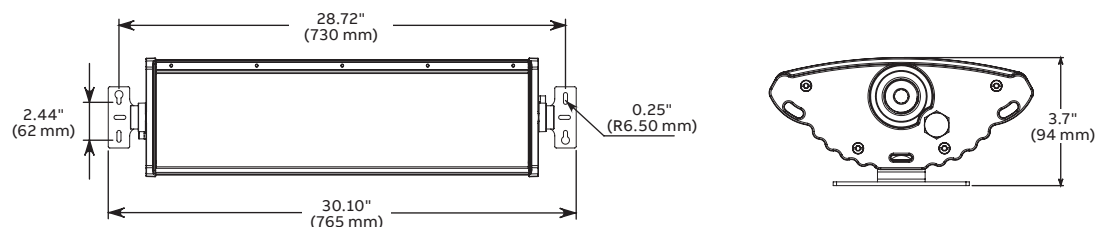


Easy field 360° angle adjustment with 3 mm hex key.

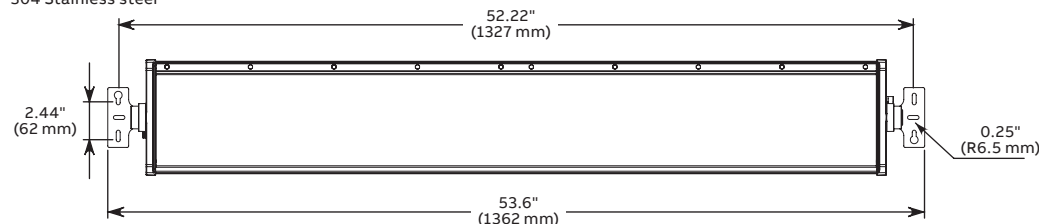
#### Surface/suspended mount (standard)

XLN132 : 5.1 kg | 11.3 lbs    XLN134 : 10 kg | 22 lbs

**XLN132 – Surface mount** 5.3 kg | 12 lbs (included standard)  
304 Stainless steel



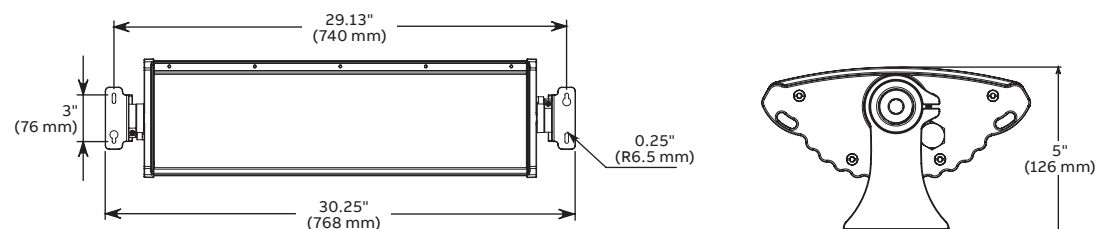
**XLN134 – Surface mount** 8.6 kg | 19 lbs (included standard)  
304 Stainless steel



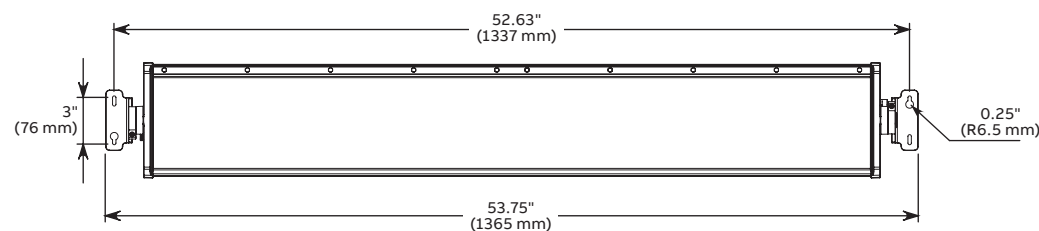
#### Adjustable mount (XLN13-AM-GY - optional)

XLN132 : 5.1 kg | 11.3 lbs    XLN134 : 10 kg | 22 lbs

**XLN132 – Angle adjustable mount (XLN13-AM-GY)** 5.3 kg | 12 lbs (optional accessory)



**XLN134 – Angle adjustable mount (XLN13-AM-GY)** 8.6 kg | 19 lbs (optional accessory)

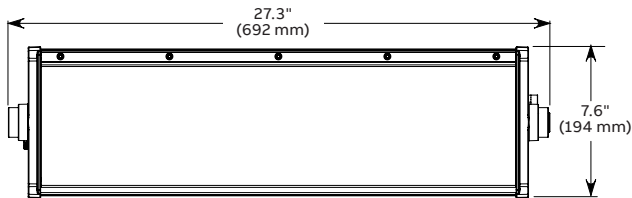


## Ex-Solutions™ XLN13 LED Series


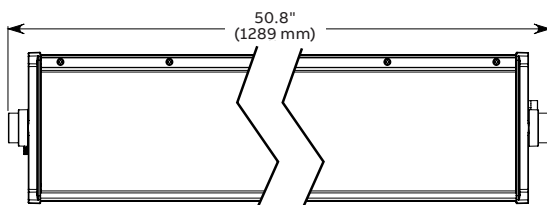
### DIMENSIONS

Dimensions are approximate and subject to change.

#### XLN132

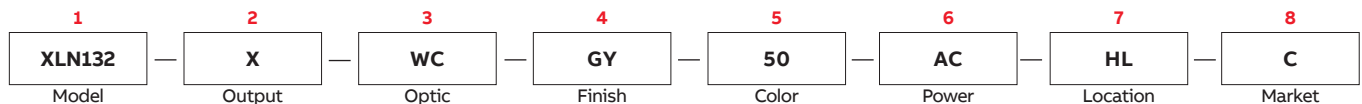


#### XLN134



### NUMBERING SYSTEM

#### Lighting fixture



#### Ordering information

Part	Part number	Description
<b>1</b> Model	<b>XLN132</b>	2 foot
	<b>XLN134</b>	4 foot
<b>2</b> Output	<b>S</b>	Standard
	<b>H</b>	High-output
	<b>X</b>	Extra high-output (not available with XLN134)
<b>3</b> Optic	<b>WC</b>	Wide (no optics)
<b>4</b> Finish	<b>GY</b>	Gray
<b>5</b> Color	<b>27</b>	Warm white (2,700K) <sup>1</sup>
	<b>30</b>	Warm white (3,000K) <sup>1</sup>
	<b>35</b>	Warm white (3,500K) <sup>1</sup>
	<b>40</b>	Natural white (4,000K) <sup>1</sup>
	<b>50</b>	Cool white (5,000K)
<b>6</b> Power	<b>AC</b>	120 to 277VAC
	<b>HV</b>	347 to 480VAC
<b>7</b> Location	<b>HL</b>	Hazardous location
<b>8</b> Market	<b>C</b>	Canadian market
	<b>Blank</b>	US market

<sup>1</sup> Option subject to extended lead time and minimum order quantities.

#### Accessories (sold separately)

Part number	Description
XLN13-AM-GY	Adjustable mount

**Note:** For Canadian market, please add "CA" to the part no. (ex: XLN13-AMCA-GY).



# Ex-Solutions™ XLN12 LED Series

Lightweight, extremely durable and water-tight linear strip fixtures to withstand the most demanding hazardous location environments.



LINEAR LIGHTING

## CERTIFICATION

CLASS I	
Division 2	Group A, B, C, D
Zone 2	Group IIC
CLASS II	
Division 2	Group F, G
Zone 22	Group IIB
CLASS III	

Classification may vary depending on the product configuration. Please follow catalogue information and exceptions.

## APPROVALS



IP66/67/68<sup>1</sup>



UL844  
UL1598A  
UL8750



## APPLICATIONS

Vehicle/equipment
Enclosures
Tunnel lighting

<sup>1</sup>IP68 only available with DC general location version

## Ex-Solutions™ XLN12 LED Series

### Key features and information

#### FEATURES

- Operating temperature:  
AC -40 to 149°F (-40 to 65°C)  
DC -40 to 140°F (-40 to 60°C)
- Light weight linear strip luminaire
- IDA Dark Sky Approved to protect the night time environment and reduce light pollution features
- High efficiency internal reflector maximizes output
- Suitable for wet location

#### HOUSING

- Heat-sink designed for optimal heat dissipation
- Unique case design utilizes compression for sealing and eliminates fasteners on the front face
- MIL-SPEC Hard anodizing (body) and super-durable powdercoat (end caps) suitable for rugged outdoor environments
- Copper-free die-cast aluminum housing and high impact polycarbonate lens

#### LED

- Efficacy: up to 58 Lm/W
- Lumen output: from 559 lumens to 2,289 lumens
- CREE LED's
- CRI Ra>80
- Metal core PCB
- Correlated Color Temperature (CCT): 5,000K (standard), 3,000K, 3,500K and 4,000K (optional)
- Note: Special LED colors for XLN12 DC version available upon request (amber, blue, green and red).

#### ELECTRICAL

- Standard with 3ft. whip
- AC and DC options
- Operating voltage: 11-16VDC; 21-28VDC; 120VAC, 50/60Hz
- Power factor 0.95
- Driver efficiency 80%
- THD <20%
- Surge protection standard at 2.5KV
- 12V or 24V DC input options can run directly off of vehicle or facility low voltage DC

#### MOUNTING

- Adjustable mount
- Carriage bolt mount

#### APPROVALS

- UL 844
- UL 8750 LED safety
- UL 1598 wet locations
- UL 1598A and ABS marine locations
- IDA Dark Sky Approved
- cUL approved to CSA 22.2 No. 137, CSA 22.2 No. 250.0-08, CSA 22.2 No. 250.13
- IP66/67/68  
(IP68 only available with DC general location version)

#### WARRANTY

- 5 year limited warranty

#### T-code chart

T5	Class 1, Div 2, Groups A, B, C, D
T4A	Class II, Div. 2, Groups F, G

#### Electrical specifications

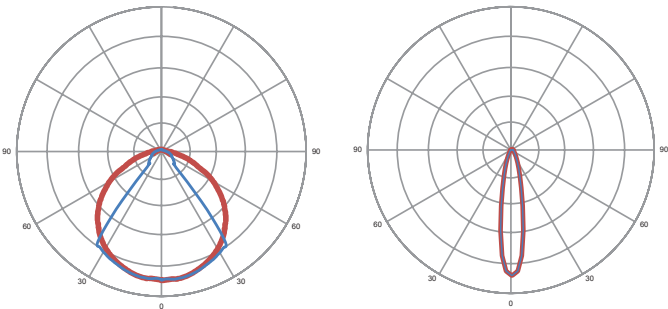
Model		XLN121	XLN122	XLN123	XLN124
Power	12VDC	12W	21W	36W	48W
	24VDC	11W	21W	32W	42W
	120VAC	10W	20W	31W	41W
Current	12VDC	0.75A	1.5A	2.3A	3.0A
	24VDC	0.40A	0.75A	1.1A	1.5A
	120VAC	0.09A	0.17A	0.23A	0.34A



Ex-Solutions™ XLN12 LED Series

PHOTOMETRY

Optic options



W – Wide 100°	
Model	Lumen output (CW)
XLN121	586
BUG rating : B1-U0-G0	
XLN122	1,172
XLN123	1,758
XLN124	2,289
BUG rating : B2-U0-G0	


N – Narrow 30° (DC only)	
Model	Lumen output (CW)
XLN121	559
BUG rating : B2-U0-G0	
XLN122	1,118
XLN123	1,677
XLN124	2,236
BUG rating : B3-U0-G0	

MOUNTING OPTIONS

A - Adjustable mounting bracket (standard)



B - Carriage bolt/surface mount (optional)



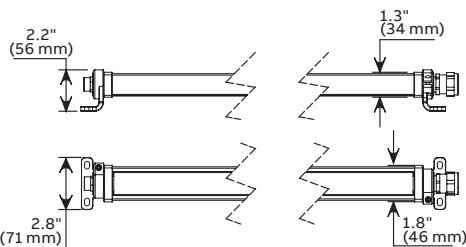
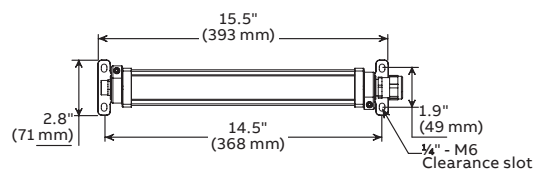
## Ex-Solutions™ XLN12 LED Series

### DIMENSIONS

Dimensions are approximate and subject to change.

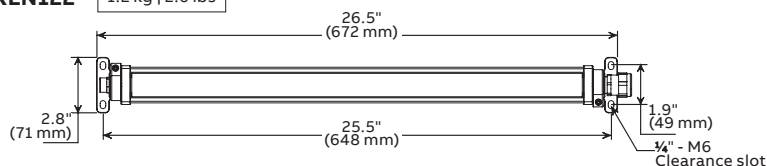
#### XLN121

0.8 kg | 1.8 lbs



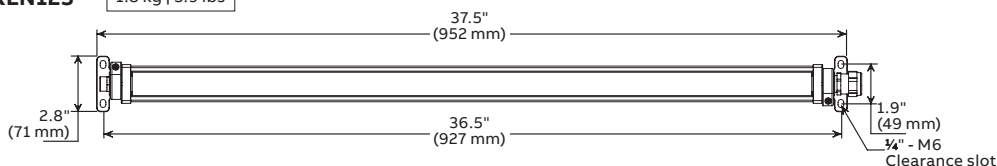
#### XLN122

1.2 kg | 2.6 lbs



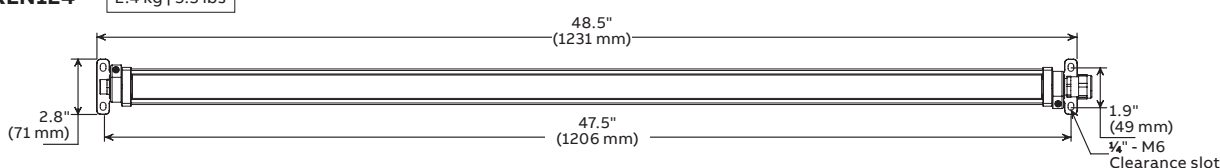
#### XLN123

1.8 kg | 3.9 lbs



#### XLN124

2.4 kg | 5.3 lbs



### NUMBERING SYSTEM

#### Lighting fixture

<b>1</b>	<b>2</b>	<b>3</b>	<b>4</b>	<b>5</b>	<b>6</b>	<b>7</b>	<b>8</b>
<b>XLN121</b>	<b>W</b>	<b>BK</b>	<b>C</b>	<b>A</b>	<b>12</b>	<b>HL</b>	<b>C</b>
Model	Optic	Finish	Color	Mount	Power	Location	Market

#### Ordering information

Part	Part number	Description
<b>1</b> Model	<b>XLN121</b>	559 to 586 lumens
	<b>XLN122</b>	1,118 to 1,172 lumens
	<b>XLN123</b>	1,677 to 1,758 lumens
	<b>XLN124</b>	2,236 to 2,289 lumens
<b>2</b> Optic	<b>W</b>	Wide 100°
	<b>N</b>	Narrow 30° (DC version only)
<b>3</b> Finish	<b>BK</b>	Black
<b>4</b> Color	<b>30</b>	Warm white (3,000 K) <sup>1</sup>
	<b>W</b>	Warm white (3,500 K) <sup>1</sup>
	<b>40</b>	Natural white (4,000 K) <sup>1</sup>
	<b>C</b>	Cool white (5,000 K)

<sup>1</sup>Option subject to extended lead time and minimum order quantities.

Part	Part number	Description
<b>5</b> Mount	<b>A</b>	Adjustable
	<b>B</b>	Carriage bolt <sup>2</sup>
<b>6</b> Power	<b>12</b>	11–16VDC
	<b>24</b>	21–28VDC
	<b>120</b>	120VAC, 50/60Hz
<b>7</b> Location	<b>HL</b>	Hazardous location
	<b>GL68</b>	General location IP68 (Only available with DC versions)
<b>8</b> Market	<b>C</b>	Canadian market
	<b>Blank</b>	US market

<sup>2</sup>IDA Fixture Seal of Approval only applies to fixtures with a CCT of 3,000K or less, and have fixed mounts aiming the fixture perpendicular to the ground.

# Accessories - Quick pole assembly

## Key features and benefits

### FEATURES AND BENEFITS

- Sphere-shaped, quick knuckle features round edges, preventing injuries and contaminant build-up on components
- The quick-release mechanism is activated using one hand and one pull pin
- The quick pole assembly blocks at a 90° angle when the pull pin reaches the stopper
- All quick knuckle hardware is made of stainless steel
- Supplied standard with unique fixture hanging hook

### QUICK POLE ASSEMBLY

- Operates in any kind of weather
- Overall length is 10' (3 m)
- Galvanized pole trade size is 1-1/2" threaded NPT
- Aluminum pole trade size is 2" threaded NPT
- Top pole section is 70" (1.78 m) long
- Lower pole section is 50" (1.27 m) long
- Set screws secure top and bottom section into the quick knuckle

### QUICK KNUCKLE ASSEMBLY

- Rotates 180° (90° left and right) around knuckle's center axis, allowing freedom of installation and easy adjustment
- Easy one-man operation – after center bolt is loosened, use the pull pin to lock and unlock the assembly
- Pre-fished with tape to ease wiring

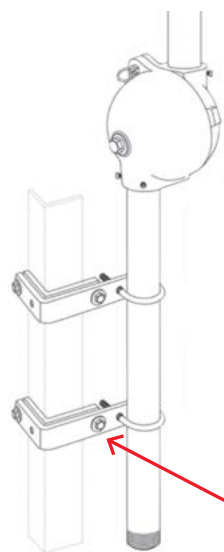
### BRACKETS

- Universal mounting for 2" to 3" angle iron railings
- Contact your sales representative

### SAFETY FIRST

- One-person operation
- No ladders or lifts required
- Simplified maintenance
- Hot dipped galvanized steel and aluminum finishes
- Frees up catwalks and walkways during maintenance
- Suitable for 113 mph winds as per AASHTO LTS-4 2001
- Maximum fixture weight capacity of 50 lbs.
- Steel pole threads are treated and protected to prevent galvanic reaction as per AASHTO LTS-4 2001

**NOTE:** Please consult your local authority to confirm acceptability of the Quick pole installation in classified areas.



#### Standard kit

- Overall height of 10' (3 m)
- 1½" NPT threads at both ends (1½" O.D. pipe)
- Rotating quick knuckle assembly
- Installed with two rail angle iron mounting brackets, allowing the pole section to rotate before final positioning

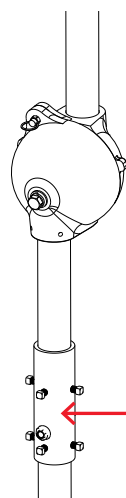
#### Standard kit

- **Q-P-5-10-EX** (Galvanized steel 1½" O.D. pipe)
- **Q-P-A-5-10-EX** (Aluminum 2½" O.D. pipe)

**Note:** For Canadian market, please add "C" to the part no. (ex: AMB-QP-A-BKTC-EX).

Bracket sold separately

The quick pole assembly blocks at a 90° angle.



#### Retrofit kit

- Overall maximum and predetermined height of 10' (3 m) once assembled
- Can be adapted to existing pole
- Upgrades existing assembly with quick and easy maintenance features
- See instruction sheets provided with product for installation details
- Rotating quick knuckle assembly
- Steel and aluminum adaptor sleeve (2" ID) fits over standard 1½" NPT (1.66" OD) or 1½" NPT (1.90" OD) pipe

#### Retrofit kit

- **RQ-P-5-10-EX** (Galvanized steel 1½" O.D. pipe)
- **RQ-P-A-5-10-EX** (Aluminum 2½" O.D. pipe)

Customer existing pipe (not supplied)





## Quick pole assembly

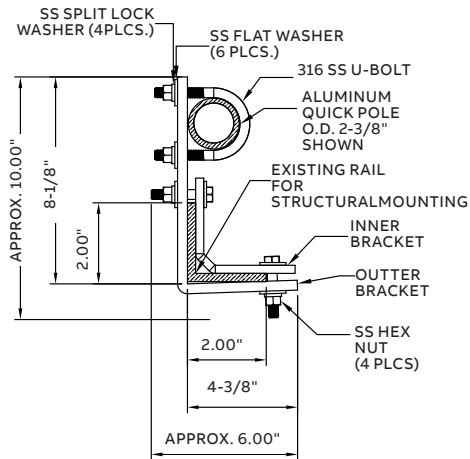
### UNIVERSAL BRACKET KIT

#### Stainless steel (aluminum pole)

**Note:** For Canadian market, please add "C" to the part number (ex.: ANBQ-QP-BKTC-EX).

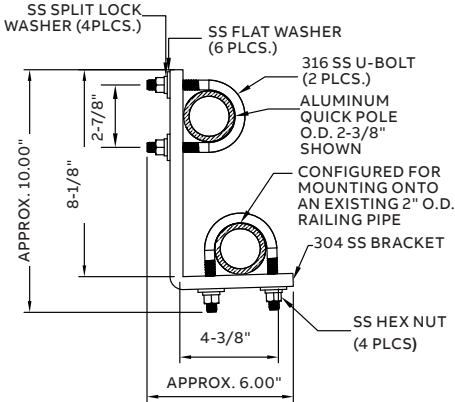
##### AMB-QP-A-BKT-EX

Bracket for structural angle mounting



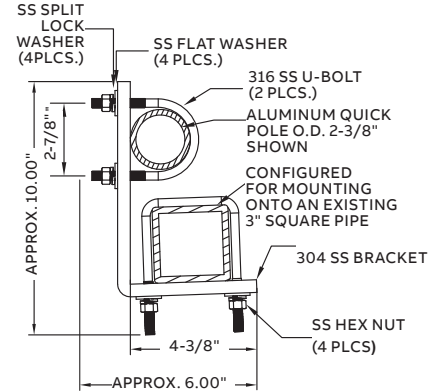
##### RMB-QP-A-BKT-EX

Bracket for structural pole mounting



##### RMB-QP-A-BKT-EX

Bracket for structural square mounting

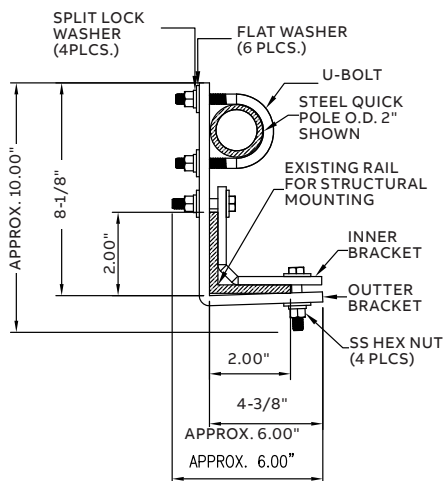


#### Galvanised steel (galvanized pole)

**Note:** For Canadian market, please add "C" to the part number (ex.: AMB-QP-BKTC-EX)

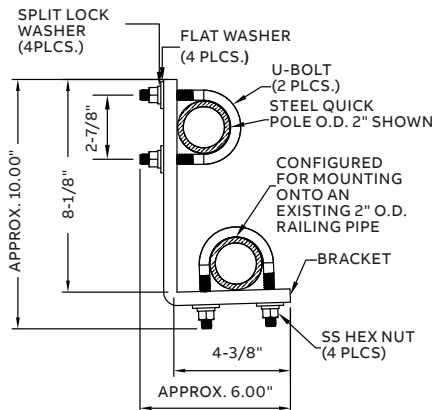
##### AMB-QP-BKT-EX

Bracket for structural angle mounting



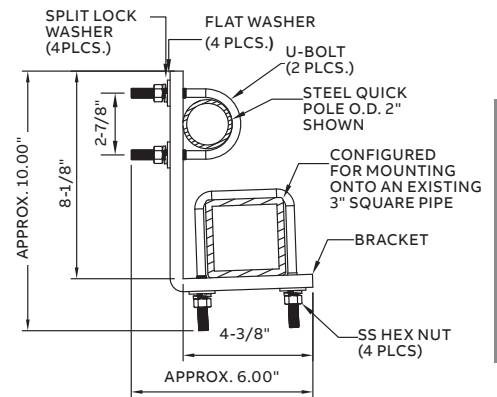
##### RMB-QP-BKT-EX

Bracket for structural pole mounting



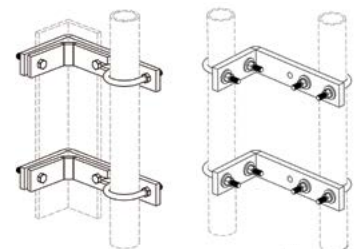
##### RMB-QP-BKT-EX

Bracket for structural square mounting



#### Universal bracket kit

- Quick bolt-on installation, no welding or drilling
- Can be attached to angle iron guardrails up to 3"
- Supplied to be installed on tubular structures 2" O.D. or less but designed for up to 2-3/8" U-Bolt in both positions
- Allows the pole sections to rotate before final positioning



---













# Emergency Lighting Products





# Table of contents

## Emergency lighting products

 <div>CERTIFIED FOR U.S. ONLY</div>	 <div><b>XELB LED Series</b> 66</div>	 <div><b>XELC LED Series</b> 68</div>
 <div>CERTIFIED FOR U.S. ONLY</div>	 <div><b>XELES LED Series</b> 70</div>	 <div><b>XELR LED Series</b> 71</div>
 <div>CERTIFIED FOR CANADA ONLY</div>	 <div><b>Hazardous location battery unit</b> 72</div>	 <div><b>Hazardous location remote fixture</b> 73</div>
 <div>CERTIFIED FOR CANADA ONLY</div>	 <div><b>Hazardous location pictogram sign</b> 74</div>	 <div><b>Hazardous location combo pictogram</b> 75</div>

# Ex-Solutions™ XELB LED Series

## Hazardous location battery unit



### Key features and benefits

#### HOUSING

- Class I Division 2, Groups A, B, C and D
- Vandal-resistant UV stabilized polycarbonate lamp cover
- Front and back plates are of a heavy-duty aluminum
- Stainless steel tamper-proof screws

#### MOUNTING

- Surface wall mount only
- Includes mounting lugs on each side of the housing
- Universal J-box mounting
- 1/2 inch entry on both sides and top of housing
- Lamp type
- Choice of MR16 LED lamp wattages

#### LAMP TYPE

- Choice of MR16 LED lamp wattages

#### ELECTRONICS

- Pulse plus charger
- Low voltage disconnect
- Automatic brownout protection
- Battery lockout
- Fused output circuit
- Magnetic test switch
- Standard **Advanced Diagnostics (non-audible)**
- Optional Nexus® monitoring system
- 120/277VAC 60Hz

#### BATTERY TYPE

- 6 or 12V lead-calcium battery

#### APPROVALS

- CSA-US (to UL 924 Standard)
- Evaluated to the UL 844 Standard for Class I Division 2, Groups A, B, C and D
- NEC, OSHA and NEMA compliant for above Classes and Groups
- Temperature code T4 (for no lamp version only). Max temperature 275°F/135°C.
- Damp and wet location 10 to 40°C (50 to 104°F)

#### WARRANTY

- Unit has a five year limited warranty

#### CERTIFICATION

##### CLASS I

Division 2

Group A, B, C, D

Contact your ABB sales representative to verify classification



UL844  
UL924

US  
LR111065



CERTIFIED  
FOR U.S. ONLY



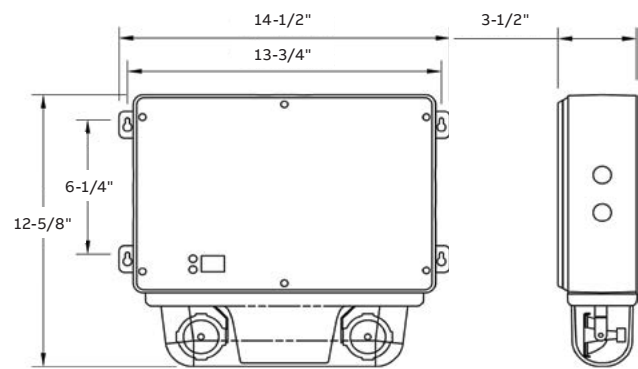
nexus®



Ex-Solutions™ XELB LED Series

DIMENSIONS

Dimensions are approximate and subject to change.



TEMPERATURE CODES

Lamp rating <sup>1</sup>	Temperature code	Max. temperature	Replacement part #
6V-4W	T4A	248°F/120°C	580.0097-E
6V-5W	T4A	248°F/120°C	580.0122-E
12V-4W	T5	212°F/100°C	580.0080-E
12V-5W	T4A	248°F/120°C	580.0104-E
12V-6W	T4	275°F/135°C	580.0106-E

<sup>1</sup>Use qualified replacement lamps to avoid risk of over-heating

EMERGENCY LIGHTING FIXTURE

Part	Part number	Description
1 Series	XELB0618	6V 18W lead-calcium
	XELB1236	12V 36W lead-calcium
	XELB1260	12V 60W lead-calcium
	XELB1272	12V 72W lead-calcium
2 Lamps	0	No heads, no lamp
	L1	2 x MR16 LED 6V 4W
	L2	2 x MR16 LED 6V 5W
	L7	2 x MR16 LED 12V 4W
	L9	2 x MR16 LED 12V 5W
	L10	2 x MR16 LED 12V 6W
3 Voltage	03	120/277VAC 60 HZ
4 Color	G	Gray housing
5 Charger type	Blank	Advanced Diagnostics non-audible
	NEXRF	Nexus® wireless
6 Options	Blank	No option
	-T3	Time delay 15 minutes



# Ex-Solutions™ XELC LED Series

## Hazardous location combination unit



### Key features and benefits

#### CONSTRUCTION

- Fully gasketed housing frame
- Faceplate: heavy-duty, vandal-resistant polycarbonate
- Backplate: heavy-duty aluminum
- Vandal-resistant UV stabilized polycarbonate lamp cover
- Stainless steel tamper-proof screws
- 6 inch EXIT lettering legend, available in red or green
- Field-selectable chevrons

#### MOUNTING

- Surface wall mount only
- Backplate features universal knockouts for a standard 4 inch junction box, and four mounting eyelets used in wall mount applications
- 1/2 inch conduit entry on top and sides

#### LAMP TYPE

- Choice of MR16 LED lamp wattages

#### ELECTRONICS

- Magnetic test switch
- Standard **Advanced Diagnostics (non-audible)**
- Optional Nexus® monitoring system
- 120/277VAC 60Hz

#### BATTERY TYPE

- XELC Model, nickel-cadmium battery, 6V-20W total battery capacity
- XELC12N Model, nickel-cadmium battery, 12V-24W total battery capacity

#### APPROVALS

- CSA-US (to UL 924 Standard)
- Evaluated to the UL 844 Standard for Class I Division 2, Groups A, B, C and D
- NEC, OSHA and NEMA compliant for above Classes and Groups
- Damp and wet location 10 to 40°C (50 to 104°F)
- Temperature code T4 (for no lamp version only). Max temperature 275°F/135°C.
- Meets NFPA101 (Life Safety Code), NFPA 70-NEC and OSHA illumination standards

#### WARRANTY

- Five year limited warranty

#### CERTIFICATION

##### CLASS I

Division 2

Group A, B, C, D

Contact your ABB sales representative to verify classification



UL844  
UL924

US  
LR111065



CERTIFIED  
FOR U.S. ONLY




nexus

## Ex-Solutions™ XELC LED Series

### DIMENSIONS

Dimensions are approximate and subject to change.



### TEMPERATURE CODES

Lamp rating <sup>1</sup>	Temperature code	Max. temperature	Replacement part #
6V-4W	T4A	248°F/120°C	580.0097-E
6V-5W	T4A	248°F/120°C	580.0122-E
12V-4W	T5	212°F/100°C	580.0080-E
12V-5W	T4A	248°F/120°C	580.0104-E
12V-6W	T4	275°F/135°C	580.0106-E

<sup>1</sup>Use qualified replacement lamps to avoid risk of over-heating

### EMERGENCY LIGHTING FIXTURE

Part	Part number	Description
<b>1</b> Series/capacity	<b>XELC</b>	6V-20W, NICD
	<b>XELC12N</b>	12V-24W, NICD
<b>2</b> LED	<b>0</b>	No heads, no lamp
	<b>L1</b>	2 x MR16 LED 6V 4W
	<b>L2</b>	2 x MR16 LED 6V 5W
	<b>L7</b>	2 x MR16 LED 12V 4W
	<b>L9</b>	2 x MR16 LED 12V 5W
	<b>L10</b>	2 x MR16 LED 12V 6W
<b>3</b> Voltage	<b>03</b>	120/277VAC 60 HZ
<b>4</b> Housing/face color	<b>GG</b>	Gray/gray
<b>5</b> Legend color	<b>R</b>	Red legend
	<b>G</b>	Green legend
<b>6</b> Diagnostics	<b>Blank</b>	<b>Advanced Diagnostics non-audible</b>
	<b>NEXRF</b>	Nexus® wireless

# Ex-Solutions™ XELES LED Series

## Hazardous location exit sign



### Key features and benefits

#### HOUSING

- Fully gasketed housing frame
- Faceplate: heavy-duty, vandal-resistant polycarbonate
- Backplate: heavy-duty aluminum
- Stainless steel tamper-proof screws
- 6 inch EXIT lettering legend, available in red or green
- Field-selectable chevrons

#### MOUNTING

- Surface mount
- Junction box included for wall, end or ceiling mount applications
- 1/2 inch conduit knock-out entry on top and sides

#### ELECTRONICS

- Magnetic test switch
- Standard **Advanced Diagnostics (non-audible)**
- Optional Nexus® monitoring system
- 120/277VAC 60Hz

#### APPROVALS

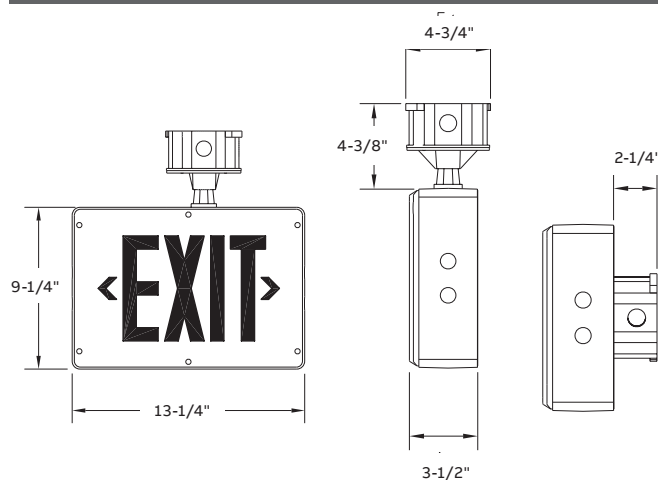
- CSA-US (to UL 924 Standard)
- Evaluated to the UL 844 Standard for Class I Division 2, Groups A, B, and D
- NEC, OSHA and NEMA compliant for above Classes and Groups
- Temperature code T6 (Max. temperature 185°F/85°C)
- Damp and wet location 10 to 40°C (50 to 104°F)
- Meets NFPA101 (Life Safety Code), NFPA 70-NEC and OSHA illumination standards

#### WARRANTY

- Five year limited warranty

#### DIMENSIONS

Dimensions are approximate and subject to change.



#### EXIT SIGN

Part	Part number	Description
1 Series	<b>XELES</b>	AC/DC (50° to 104°F Amb)
	<b>XELESN</b>	Self-powered (Ni-Cd) (50° to 104°F)
2 Face(s)	<b>1</b>	Single (ceiling/wall mount)
	<b>2</b>	Double (ceiling mount only)
3 Voltage	<b>03</b>	120/277VAC 60 Hz
4 Color of body/face	<b>GG</b>	Gray
5 Legend	<b>R</b>	Red
	<b>G</b>	Green
6 Diagnostic	<b>Blank</b>	AC/DC
	<b>D</b>	<b>Advanced Diagnostics non-audible</b> (self-powered)
	<b>NEXRF</b>	Nexus® wireless
7 Options	<b>CW</b>	Cold weather (-4° to 104°F Amb) <sup>1</sup>

<sup>1</sup>Available with XELES only


#### CERTIFICATION

##### CLASS I

Division 2

Group A, B, C, D

Contact your ABB sales representative to verify classification



UL844  
UL924



CERTIFIED  
FOR U.S. ONLY

#### APPROVALS

#### APPLICATIONS



nexus®

# Ex-Solutions™ XELR LED Series

## Hazardous location remote fixture



### Key features and benefits

#### DESCRIPTION

- Available with single or double lamp heads
- Die-cast aluminum back plate with gasket
- Vandal-resistant UV stabilized polycarbonate lamp cover
- Comes standard with tamper-proof screws and bit
- Universal J-box mounting
- Extreme operational temperature range: 10 to 40°C (50 to 104°F)

#### MOUNTING

- Surface mount
- Conduit entry 1/2" NPT

#### APPROVALS

- CSA-US (to UL 924 Standard)
- Evaluated to the UL 844 Standard for Class I Division 2, Groups A, B, C and D

#### WARRANTY

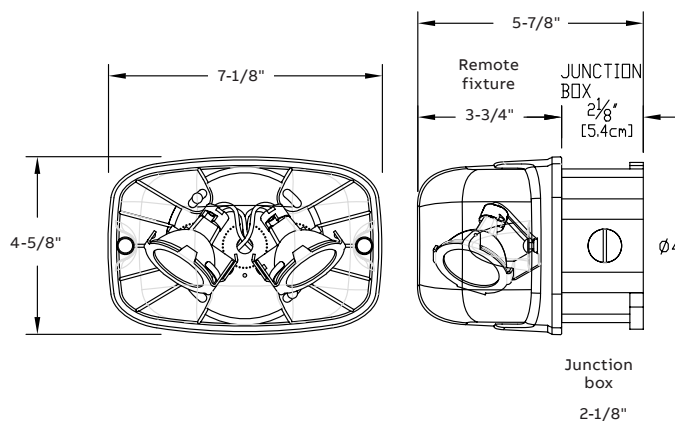
- Five year limited warranty

#### LAMP SELECTION CHART AND TEMPERATURE CODE

Lamp suffix	Voltage	Watt.	Lumens	Replacement #	Temp. code	Max temp.
L1	6	4	200	580.0097-E	T4A	248°F/120°C
L2	6	5	415	580.0122-E	T4A	248°F/120°C
L7	12	4	220	580.0093-E	T5	212°F/100°C
L9	12	5	340	580.0104-E	T4A	248°F/120°C
L10	12	6	540	580.0106-E	T4	275°F/135°C

#### DIMENSIONS

Dimensions are approximate and subject to change.



#### REMOTE FIXTURE

Part	Part number	Description
1 Series	XELR	Single C1D2
	XELRD	Double C1D2
2 LED	L1	6V 4W, MR16 LED
	L2	6V 5W, MR16 LED
	L7	12V 4W, MR16 LED
	L9	12V 5W, MR16 LED
	L10	12V 6W, MR16 LED
3 Color	G	Gray

#### CERTIFICATION

##### CLASS I

Division 2

Group A, B, C, D

Contact your ABB sales representative to verify classification



UL844  
UL924

US  
LR111065



#### APPROVALS

#### APPLICATIONS



nexus®

# Hazardous location battery unit



## Key features and benefits

Includes the addition of Class II Div 1&2 Groups E, F and G as well as Class III ratings

Certified Class I Zone 2, Groups IIA, IIB and IIC

Certified Class I Division 2, Groups A, B, C and D as per CSA C22.2 No.137-M1981

Certified temperature codes for several types of emergency lamps

Suited for areas with the risk of flammable gases, vapors or liquids that can create an explosive atmosphere

Heavy-duty 1/8" thick aluminum back plate with keyholes for secure wall-mount installation

Two LED lamps, shielded by a cast aluminum housing and a polycarbonate cover

6W LED emergency lights provide 100 ft of egress illumination on a 6-foot wide path

Sealed, maintenance-free, lead-calcium batteries with up to 150W emergency power

Built-in microcontroller-based battery charger and auto-diagnostics circuitry

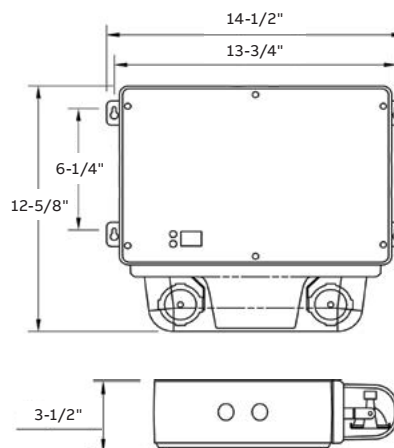
1/2" electrical conduit entry on both sides and at the top

Auto-testing capabilities (specific load requirements)

Meets or exceeds CSA C22.2 No.141-15

## DIMENSIONS

Dimensions are approximate and subject to change.



Consult with your local representative for ordering emergency lighting products.  
See our full offering at: <https://www.tnb.ca/en/products/emergency-lighting>

## CERTIFICATION

### CLASS I

Division 2 Group A, B, C, D

### CLASS II

Division 1 & 2 Group E, F, G

### CLASS III

Contact your ABB sales representative to verify classification

## APPROVALS



**CERTIFIED  
FOR CANADA  
ONLY**



# Hazardous location remote fixture



## Key features and benefits

Quality illumination requires fewer fixtures

Certified Class I Zone 2, Groups IIA, IIB and IIC

Certified Class I Division 2, Groups A, B, C and D as per CSA C22.2 No.137-M1981

Temperature codes: T4, T4A and T5 as per Canadian Electrical Code, Part I and CSA C22.2 No.137-M1981

Extreme operational temperature range: -40°C (-40°F)

Choice of single- or double-lamp models

High efficacy LED lamps of 4W, 5W and 6W

Input voltage: 6V, 12V, 24V or 120V

Fully gasketed die-cast aluminum back plate

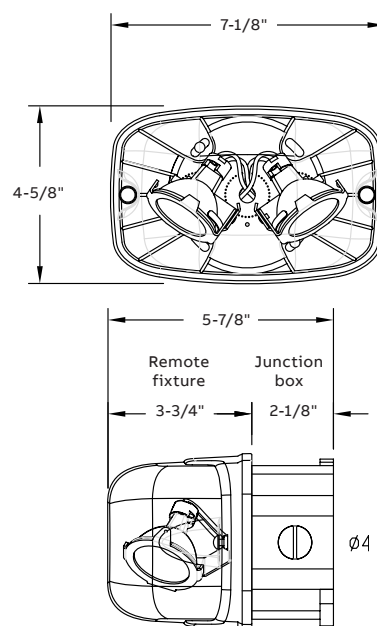
Clear polycarbonate cover, UV and impact resistant

Easy installation on a 4-inch octagonal box (included)

Comes standard with tamper-proof screws and bit

Certified to CSA 22.2 No.141-15

## DIMENSIONS Dimensions are approximate and subject to change.



Consult with your local representative for ordering emergency lighting products.  
See our full offering at: <https://www.tnb.ca/en/products/emergency-lighting>

## CERTIFICATION

### CLASS I

Division 2 Group A, B, C, D

### CLASS II

Division 1 & 2 Group E, F, G

### CLASS III

Contact your ABB sales representative  
to verify classification

## APPROVALS



# Hazardous location pictogram sign



## Key features and benefits

Includes the addition of Class II Div 1&2 Groups E, F and G as well as Class III ratings

Certified Class I Zone 2, Groups IIA, IIB and IIC

Certified Class I Division 2, Groups A, B, C and D as per CSA C22.2 No.137-M1981

Certified temperature codes for several types of emergency lamps

Suited for areas with the risk of flammable gases, vapors or liquids that can create an explosive atmosphere

Heavy-duty 1/8" thick aluminum back plate with keyholes for secure wall-mount installation

Two LED lamps, shielded by a cast aluminum housing and a polycarbonate cover

6W LED emergency lights provide 100 ft of egress illumination on a 6-foot wide path

Sealed, maintenance-free, lead-calcium batteries with up to 150W emergency power

Built-in microcontroller-based battery charger and auto-diagnostics circuitry

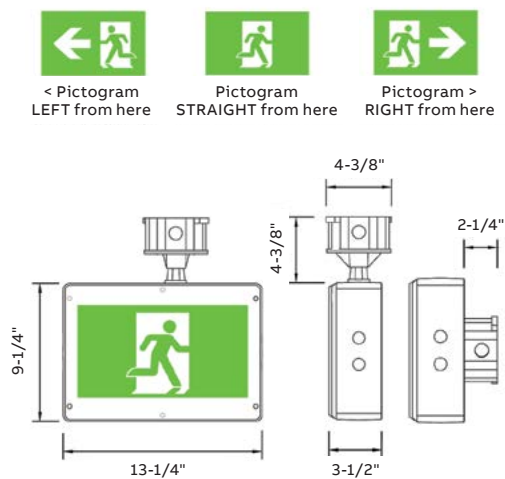
1/2" electrical conduit entry on both sides and at the top

Auto-testing capabilities (specific load requirements)

Meets or exceeds CSA C22.2 No.141-15

## DIMENSIONS

Dimensions are approximate and subject to change.



Consult with your local representative for ordering emergency lighting products.  
See our full offering at: <https://www.tnb.ca/en/products/emergency-lighting>

## CERTIFICATION

### CLASS I

Division 2 Group A, B, C, D

### CLASS II

Division 1 & 2 Group E, F, G

### CLASS III

Contact your ABB sales representative to verify classification

## APPROVALS



CERTIFIED  
FOR CANADA  
ONLY

# Hazardous location combo pictogram



## Key features and benefits

Certified Class I Division 2, Groups A, B, C and D as per CSA C22 .2 No .137-M1981

Includes the addition of Class II Div 1&2 Groups E, F and G as well as Class III ratings

Certified temperature codes for several types of emergency lamps

Polyvinyl chloride frame, with built-in gasket to prevent water infiltration

Heavy-duty 1/8-inch thick aluminum back plate with key-holes for wall-mount installation

Sealed, polycarbonate vandal-resistant faceplate

Legend illuminated by long-life white LEDs is warranted for 10 years

Comes standard with two pictogram films for direction selection

Two LED lamps shielded by a clear polycarbonate cover

Sealed, maintenance-free lead-calcium or nickel-cadmium batteries

Comes standard with auto-test, **non-audible**

Remote load capacity: covers with LED lights 200 ft up to 500 ft of egress illumination

Cold-weather option: -40°C (-40°F) with only 14W extra power consumption

Auto-testing capabilities (specific load requirements)

Meets or exceeds CSA C22 .2 No .141-15

## DIMENSIONS Dimensions are approximate and subject to change.



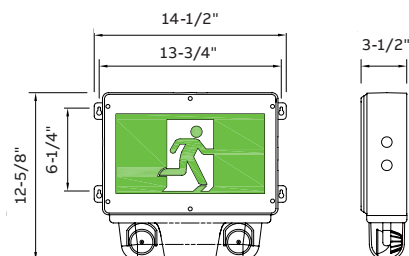
< Pictogram  
LEFT from here



Pictogram  
STRAIGHT from here



Pictogram >  
RIGHT from here



Consult with your local representative for ordering emergency lighting products.  
See our full offering at: <https://www.tnb.ca/en/products/emergency-lighting>

## CERTIFICATION

### CLASS I

Division 2 Group A, B, C, D

### CLASS II

Division 1 & 2 Group E, F, G

### CLASS III

Contact your ABB sales representative  
to verify classification

## APPROVALS






# Hazardous locations

## Classification

Areas where the possibility of explosion and fire is created by the presence of flammable gases, vapors, liquids, dust, fibers or flyings.



### Class I – Gases, vapors or liquids

Class I locations are those in which flammable gases, flammable liquid-produced vapors or combustible liquid-produced vapors are or may be present in the air in quantities sufficient to produce explosive or ignitable mixtures.

#### Typical class I locations

Petroleum refineries and gasoline storage and dispensing areas  
 Industrial firms that use flammable liquids in dip tanks for parts cleaning or other operations  
 Petrochemical companies that manufacture chemicals from gas and oil  
 Dry cleaning plants where vapors from cleaning fluids can be present  
 Companies that have spraying areas where they coat products with paint or plastics  
 Aircraft hangars and fuel serving areas  
 Utility gas plants and operations involving storage and handling of liquified petroleum gas or natural gas

### Class II – Combustible dusts

Class II locations are those that are hazardous because of the presence of combustible dust.

#### Typical class II locations

Grain elevators, flour and feed mills  
 Plants that manufacture, use or store magnesium or aluminum powders  
 Plants that have chemical or metallurgical processes: producers of plastics, medicines and fireworks, etc.  
 Producers of starch or candies  
 Spice-grinding plants, sugar plants and cocoa plants  
 Coal preparation plants and other carbon handling or processing areas

### Class III – Fibers and flyings

Class III locations are those that are hazardous because of the presence of easily ignitable fibers or where materials producing combustible flyings are handled, manufactured or used, but in which such fibers/flyings are not likely to be in suspension in the air in quantities sufficient to produce ignitable mixtures.

#### Typical class III locations

Textile mills, cotton gins, cotton seed mills and flax processing plants  
 Any plant that shapes, pulverizes or cuts wood and creates sawdust or flyings

Fibers and flyings are not likely to be suspended in the air but can collect around machinery or on lighting fixtures and where heat, a spark or hot metal can ignite them.

### Division 1 – Normally hazardous

Hazardous gases, vapors or dusts are present under normal operation conditions or during frequent repair and maintenance activity.

### Division 2 – Not normally hazardous

Hazardous gases, vapors or dusts are not present under normal operating conditions.

#### Area classification | Divisions versus zones

Continuous hazard	Intermittent hazard	Hazard under abnormal conditions
Zone 0	Zone 1	Zone 2
Division 1		Division 2

These are simplified definitions. Complete data is in the U.S. National Electrical Code (NEC) and the Canadian Electrical Code (CEC).

### Groups A, B, C, D

The gases and vapors of Class I locations are broken into four groups by the code A, B, C and D. These materials are grouped according to the ignition temperature of the substance, its explosion pressure and other flammable characteristics.

### Groups E, F, G

Class II dust locations groups E, F and G are classified according to the ignition temperature and the conductivity of the hazardous substance.



## Hazardous locations

### Zone classification

#### Zone system

Hazardous locations per the Zone system are classified according to its Zone which can be gas or dust. For gas atmospheres electrical equipment is further divided into Groups and Subgroups.

**Zone** – The Zone defines the probability of the hazardous material, gas or dust, being present in sufficient quantities to produce explosive or ignitable mixtures.

#### 1. Gas

- a. **Zone 0** – Ignitable concentrations of flammable gases or vapors which are present continuously or for long periods of time.
- b. **Zone 1** – Ignitable concentrations of flammable gases or vapors which are likely to occur under normal operating conditions.
- c. **Zone 2** – Ignitable concentrations of flammable gases or vapors which are not likely to occur under normal operating conditions and do so only for a short period of time.

#### 2. Dust

- a. **Zone 20** – An area where combustible dusts or ignitable fibers and flyings are present continuously or for long periods of time.
- b. **Zone 21** – An area where combustible dusts or ignitable fibers and flyings are likely to occur under normal operating conditions.
- c. **Zone 22** – An area where combustible dusts or ignitable fibers and flyings are not likely to occur under normal operating conditions and do so only for a short period of time.

#### Comparison between Zones and Classes/Divisions

Standards	NEC 505	NEC 500
Atmosphere		
Gases, vapors	Zone 0 Zone 1	Class I, Div. 1
	Zone 2	Class I, Div. 2
Dusts	Zone 20 Zone 21 Zone 22	Class II, Div. 1 Class II, Div. 2

#### Group

**Electrical equipment is divided into three groups:**

**Group I** – Equipment intended for use in mines susceptible to firedamp (flammable mixture of gases naturally occurring in a mine).

**Group II** – Equipment intended for use in places with an explosive gas atmosphere other than mines susceptible to firedamp. Group II equipment is subdivided into three subgroups.

- **Group IIA** – Atmospheres containing propane, or gases and vapors of equivalent hazard.
- **Group IIB** – Atmospheres containing ethylene, or gases and vapors of equivalent hazard.
- **Group IIC** – Atmospheres containing acetylene or hydrogen, or gases and vapors of equivalent hazard.

**Group III** – Equipment intended for use in places with an explosive dust atmosphere. Group III equipment is subdivided into three subgroups.

- **Group IIIA** – Atmospheres containing combustible flyings.
- **Group IIIB** – Atmospheres containing non-conductive dust.
- **Group IIIC** – Atmospheres containing conductive dust.

#### Zone system: Gas groups

Gas groups	Representative gas
IIA	Propane
IIB	Ethylene
IIB H <sub>2</sub>	Hydrogen
IIC	Acetylene

#### Zone system: Dust groups

Dust groups	Dust type
IIIC	Combustible and conductive dust (metal dusts)
IIIB	Combustible and non-conductive (not metal) dust
IIIA	Combustible flyings

## Ignition temperatures

### Group classifications

#### Ignition temperatures and group classifications for flammable gases and vapors

Material	Group	Autoignition temperature		Material	Group	Autoignition temperature	
		° F	° C			° F	° C
Acetaldehyde	C	347	175	Di-N-Propylamine	C	570	299
Acetic acid	D	867	464	Diacetone alcohol	D	1,118	603
Acetic anhydride	D	600	316	O-Dichlorobenzene	D	1,198	647
Acetone	D	869	465	1.1-Dichloroethane	D	820	438
Acetone cyanohydrin	D	1,270	688	1.2-Dichloroethylene	D	860	460
Acetonitrile	D	975	524	Dicyclopentadiene	C	937	503
Acetylene	A	581	305	Diethyl benzene	D	743–842	395–450
Acrolein (inhibited)	B (c)	455	285	Diethyl ether	C	320	160
Acrylic acid	D	820	438	Diethylamine	C	594	312
Acrylonitrile	D	898	481	Diethylene glycol monobutyl ether	C	442	228
Allyl alcohol	C	713	378	Diethylene glycol monomethyl ether	C	465	241
Allyl chloride	D	905	485	N-N-Dimethyl aniline	C	700	371
Alpha-methyl styrene	D	1,066	574	Dimethyl formamide	D	833	455
Ammonia	D	928	498	Dimethyl sulfate	D	370	188
N-Amyl acetate	D	680	360	Dimethylamine	C	752	400
Aniline	D	1,139	615	1,4-Dioxane	C	356	180
Benzene	D	928	498	Dipentene	D	458	237
Benzyl chloride	D	1,085	1,085	Dodecene	D	491	255
1.3-Butadiene	B (d)	788	420	Diisopropylamine	C	600	316
Butane	D	550	288	Epichlorohydrin	C	772	411
1-Butanol	D	650	343	Ethane	D	882	472
2-Butanol	D	761	405	Ethanol	D	685	363
N-Butyl acetate	D	790	421	Ethyl acetate	D	800	427
N-Butyl acrylate (inhibited)	D	559	293	Ethyl acetate (inhibited)	D	702	372
Butylamine	D	594	312	Ethyl benzene	D	810	432
Butylene	D	725	385	Ethyl chloride	D	966	519
N-Butyraldehyde	C	425	218	Ethyl formate	D	851	455
N-Butyric acid	D	830	443	2-Ethyl hexanol	D	448	231
Carbon disulfide	*	194	90	2-Ethyl hexyl acrylate	D	485	252
Carbon monoxide	C	1,128	609	Ethyl mercaptan	C	572	300
Chlorobenzene	D	1,099	593	Ethylamine	D	725	385
Cresol	D	1,038–1,110	559–599	Ethylene	C	842	450
Crotonaldehyde	C	450	232	Ethylene chlorohydrin	D	797	425
Cumene	D	795	424	Ethylene dichloride	D	775	413
Cyclohexane	D	473	245	Ethylene glycol monobutyl ether	C	460	238
Cyclohexanol	D	572	300	Ethylene glycol monobutyl ether acetate	C	645	340
Cyclohexanone	D	473	245	Ethylene glycol monoethyl ether	C	455	235
Cyclohexene	D	471	244	Ethylene glycol monoethyl ether acetate	C	715	379
Cyclopropane	D	938	503	Ethylene glycol monomethyl ether	D	545	285
P-Cymene	D	817	436	Ethylene oxide	B (C)	804	429
N-Decanol	D	550	288	Ethylenediamine	D	725	385
Decene	D	455	235	Ethylenimine	C	608	320
Di-Isobutyl ketone	D	745	396	2-Ethylhexaldehyde	C	375	191
Di-Isobutylene	D	736	391	Formaldehyde (gas)	B	795	429

\*Carbon disulfide has characteristics which require safeguards beyond those required for any of the above groups

## Ignition temperatures

### Group classifications

#### Ignition temperatures and group classifications for flammable gases and vapors

Material	Group	Autoignition temperature		Material	Group	Autoignition temperature	
		° F	° C			° F	° C
Fuel oils	D	410–765	210–407	Monoethanolamine	D	770	410
Furfural	C	600	316	Monoisopropanolamine	D	705	374
Furfuryl alcohol	C	915	490	Monomethyl aniline	C	900	482
Gasoline	D	536–880	280–471	Monomethyl hydrazine	C	382	194
Heptane	D	399	204	Morpholine	C	590	310
Heptene	D	500	260	Naphtha (coal tar)	D	531	277
Hexane	D	437	225	Naphtha (petroleum)	D	550	288
2-Hexanone	D	795	424	Nitrobenzene	D	900	482
Hexenes	D	473	245	Nitroethane	C	778	414
Hydrazine	C	74–518	23–270	Nitromethane	C	785	418
Hydrogen	B	968	520	2-Nitropropane	C	802	428
Hydrogen cyanide	C	1,000	538	1-Nitropropane	C	789	421
Hydrogen sulfide	C	500	260	Nonane	D	401	205
Iso-Butyl acetate	D	790	421	Octane	D	403	206
Iso-Octyl aldehyde	C	387	197	Octene	D	446	230
Isoamyl acetate	D	680	360	Pentane	D	470	243
Isoamyl alcohol	D	662	350	1-Pentanol	D	572	300
Isobutyl acrylate	D	800	427	2-Pentanone	D	846	452
Isobutyraldehyde	C	385	196	1-Pentene	D	527	275
Isophorone	D	860	460	Propane	D	842	450
Isoprene	D	428	220	2-Propanol	D	750	399
Isopropyl acetate	D	860	460	1-Propanol	D	775	413
Isopropyl ether	D	830	443	Propionaldehyde	C	405	207
Isopropylamine	D	756	402	Propionic acid	D	870	466
Kerosene	D	410	210	Propionic anhydride	D	545	285
Liquified petroleum gas	D	761–842	405–450	N-Propyl acetate	D	842	450
Mesityl oxide	D	652	344	N-Propyl ether	C	419	215
Methane	D	999	537	Propyl nitrate	B	347	175
Methanol	D	725	385	Propylene	D	851	455
Methyl acetate	D	850	454	Propylene dichloride	D	1,035	537
Methyl acrylate	D	875	468	Propylene oxide	B (C)	840	449
Methyl ether	C	662	350	Pyridine	D	900	482
Methyl ethyl ketone	D	759	404	Styrene	D	914	490
Methyl formal	C	460	238	Tetrahydrofuran	C	610	321
Methyl formate	D	840	449	Tetrahydronaphthalene	D	725	385
Methyl isobutyl ketone	D	840	449	Toluene	D	896	480
Methyl isocyanate	D	994	534	Turpentine	D	488	253
Methyl methacrylate	D	792	422	Unsymmetrical dimethyl hydrazine (UDMH)	C	480	249
Methyl N-Amyl ketone	D	740	393	Valeraldehyde	C	432	222
2-Methyl-1-Propanol	D	780	416	Vinyl acetate	D	756	402
2-Methyl-2-Propanol	D	892	478	Vinyl chloride	D	882	472
Methylamine	D	806	430	Vinyl toluene	D	921	494
Methylcyclohexane	D	482	250	Vinylidene chloride	D	1,058	570
Methylcyclohexanol	D	565	296	Xylenes	D	867–984	464–529







---

**ABB Electrification Canada Inc.**  
Electrification Products



All information and specifications contained in this catalog, products and accessories are subject to change due to engineer design, errors and omissions. Illustrations and diagrams within this catalog may vary from actual products.