




Type
T2-T3

I_{max} : 20 kA

U_p : 0,9 kV
System
TT/TNS : 230/400 V

IEC 61643-11 EN 61643-11

Type 2 + 3 SPD's have characteristics of type 2 but also type 3, they are capable of discharging the currents generated by indirect lightning strikes (T2 8/20µs), but also they have a low residual voltage (U_p), who is compatible with the withstand voltage of sensitive electronic equipment.

They are generally less powerful than a pure Type 2 SPD. Higher is the I_{max}, more powerful they are.

They are installed in sub-distribution boards or close to sensitive equipment.

They can be used on their own.



- Din rail mounting
- Pluggable
- Excellent technical features
- Improved safety
- Pro M compact design
- Back up protection up to 125 A Fuse or Mcb

CHARACTERISTICS	Key characteristics			
	Protection mode	L-N/N-PE/L-PE		
	Number of protected lines	4		
	Test class	II - III		
	Integrated thermal disconnecter	Yes		
	End of life indicator	Yes		
	Safety reserve	No		
	Electrical characteristics			
	Nominal discharge current	I _n (8/20)	kA	5
	Maximal discharge current	I _{max} (8/20)	kA	20
	Impulse current	I _{imp} (10/350)	kA	2
	Maximal continuous operating voltage	U _c	V	275
	Type of current / frequency		Hz	a.c. 47-63
	Voltage protection level at I _n	U _p (L-PE)	kV	-
	Voltage protection level at I _n	U _p (L-N)	kV	0,9
	Voltage protection level at I _n	U _p (N-PE)	kV	1,4
	Short circuit withstand	I _{SCCR}	kA	100
	Total current	I _{TOTAL}	kA	80
	Follow current interrupted	I _{fi}	kA	- / 0.1
	Ground residual current	I _{PE}	µA	< 10
	TOV withstand (L-N : 5s / N-PE : 200 ms)	U _T	V	337 / 1200
	Voltage Combination Wave	U _{oc}	kV	6
	Required thermal/back up protection			
	Curve B or C Circuit breaker	A		≤ 125
	gG - gL fuse	A		≤ 125
	Comments			
	Mechanical characteristics			
	Dimensions	H x W x D	mm	95 x 71,2 x 58
	Wire range : Solid wire		mm ²	2.5...25
	Wire range : Stranded wire		mm ²	2.5...16
Stripping length		mm	12.5	
Packing quantities		piece	Per 1	
Miscellaneous characteristics				
Maximal altitude	m		2000	
Weight	g		480	
Response time	ns		< 25	
Fire resistance according to UL 94			V-0	
Replacement cartridges				
Phase / Product ID	OVR T2-T3 20-275 C QS	2CTB803876R1200		
Neutral / Product ID	OVR T2 N 80-275 C QS	2CTB803876R0000		

