

Original instructions


Rotation brackets for Orion1 Base JSM Orion03

Package content


- 4 pieces brackets
- 12 pieces TCEI M2x6 UNI 5931 screws

Installation

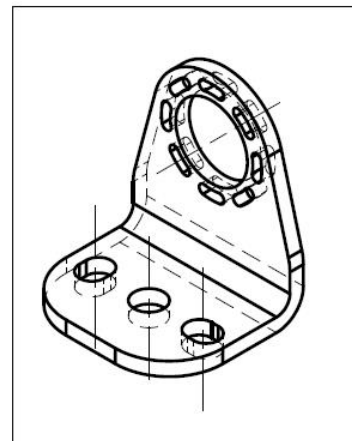
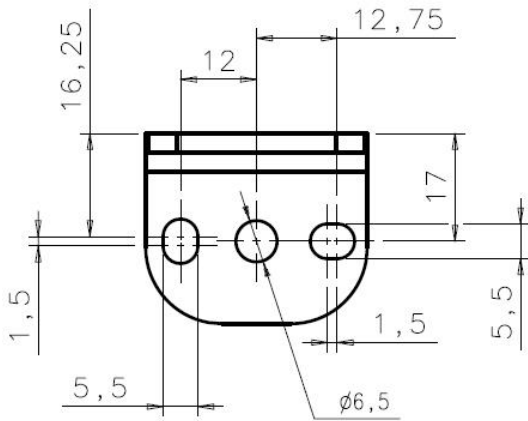
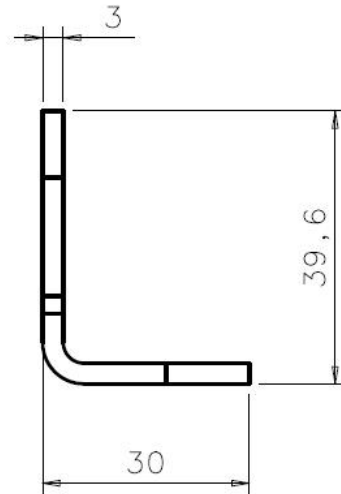
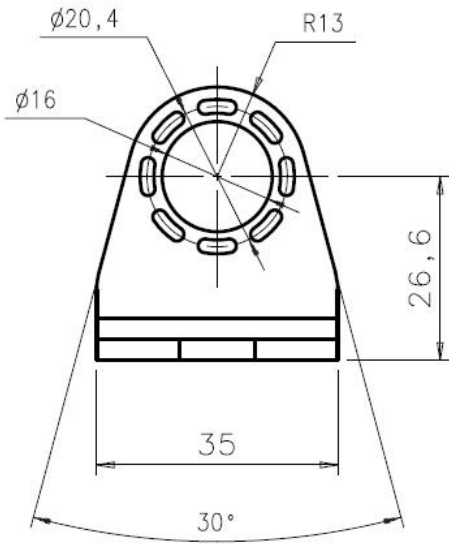
- Place the bracket as illustrated by the following figures.



- Orientate the bracket according to the desired rotation angle, ensuring that the slots correspond to metal inserts on the cap. Use an Allen key to tightly fix the screws.



Dimensions



NB: All dimensions in millimetres.

Type	Article number	Description
JSM Orion03	2TLA022310R0100	Orion1 Base - Rotation brackets - 4pcs

While every effort has been taken to ensure the accuracy of information contained in this book and any associated promotional and information material ABB Jokab Safety cannot accept responsibility for errors or omissions and reserves the right to make any improvements without notice. It is the user's responsibility to ensure that this equipment is correctly designed, specified, installed, cared for and operated to meet all applicable local, national and international codes/regulations. Technical data in our book is correct to the level of accuracy of ABB Jokab Safety's test procedures as verified by various international approved bodies. Other information (such as application examples, wiring diagrams, operation or use) is intended solely to illustrate the various uses of our products. ABB Jokab Safety does not guarantee or imply that the product when used in accordance with such examples in a particular environment will fulfil any particular safety requirement and does not assume any responsibility or liability for actual use of the product based on the examples given.