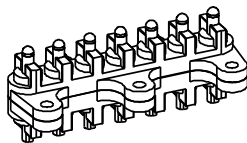


AK/AKR - SECONDARY DISCONNECT BULLET ID'S




AK/AKR SECONDARY DISCONNECT BLOCK - A



AK/AKR SECONDARY DISCONNECT BLOCK - B



AK/AKR SECONDARY DISCONNECT BLOCK - C

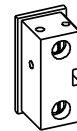


SEE NOTE 1

BLOCK - D



NEUTRAL DISCONNECT



SEE NOTE 2

NEUTRAL DISCONNECT

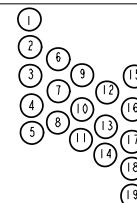


PROGRAMMER DISCONNECT 19 PIN



SEE NOTE 2

PROGRAMMER DISCONNECT 19 PIN

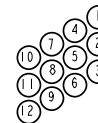


PROGRAMMER DISCONNECT 12 PIN



SEE NOTE 2

PROGRAMMER DISCONNECT 12 PIN



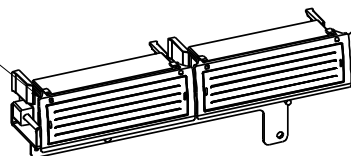
A1	A2	A3	A4	A5	A6	A7	A8	A9	A10	A11	A12	A13
MOTOR	MOTOR	Spr NO/ RTC NO	Spr NO/ RTC NO	ST1	ST1	UV1	UV1	CC COM	CC IMM	CC CMD	ST2/UV2	ST2/UV2
A14	A15	A16	A17	A18	A19	A20	A21	A22	A23	A24	A25	A26
NC3	NC3	NC2	NC2	NC1	NC1	NO3	NO3	NO2	NO2	NO1	NO1	-
A27	A28	A29	A30	A31	A32	A33	A34	A35	A36	A37	A38	A39
O/P1a	O/P1b	O/P2a	O/P2b	24V+	24V-	BA NC	BA NO	BA COM	N-RC-	N-RC+	Eleg-CT	Eleg-CT

B1	B2	B3	B4	B5	B6	B7	B8	B9	B10	B11	B12	B13
INPUT1	INPUT2	I/P COM	ST1 NO/ NC8	ST1 COM/ NC8	UV1 NO/ NC7	UV1 COM/ NC7	NC6	NC6	NC5	NC5	NC4	NC4
B14	B15	B16	B17	B18	B19	B20	B21	B22	B23	B24	B25	B26
RELT INPUT	COM	-	CC NO/ NO8	CC COM/ NO8	ST2 NO/ UV2 NO/ NO7	ST2 COM/ UV2 COM/ NO7	NO6	NO6	NO5	NO5	NO4	NO4
B27	B28	B29	B30	B31	B32	B33	B34	B35	B36	B37	B38	B39
ZS1 out+	ZS1 out-	ZS1 in+	ZS1 in-	ISO GND	5V ISO	TX EN I	RX	TX	GND Volt-IN	Volt-A	Volt-B	Volt-C

PV1

B - DISCONNECT

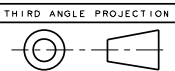
A - DISCONNECT ALWAYS PROVIDED



ENTELIGUARD G SECONDARY DISCONNECT ASSEMBLY

NAME OF SITE :  
SWITCHGEAR/CUBICLE IDENTIFICATION :  
DATE :

NOTE:  
1. BLOCK -D IS ONLY PROVIDED WITH AK25 SERIES BREAKER.  
2. NEUTRAL DISCONNECT AND PROGRAMMABLE DISCONNECT ARE OPTIONAL FEATURES USED FOR AKD6 AND AKD8.



4TLB000281 10109762PV1 July 2023

FOR ADDITIONAL INFO REFER TO:	SIGNATURES	DATE
APPLIED PRACTICES	MODEL YASASWY	10/25/11
DIMENSIONS ARE IN MILLIMETERS	DETAIL YASASWY	10/25/11
UNLESS OTHERWISE SPECIFIED IN DRAWING	CHECKED AJ	10/25/11
TOLERANCE ON:	ENGRG	
1 PL DECIMALS ± 0.1	MFG	
2 PL DECIMALS ± 0.01	QUALITY	
ANGLES ± 0.5	ISSUED	
FRACTIONS ± FINISH		
CRITICAL TO QUALITY CHARACTERISTIC	DRAWING FILE: 10109762PV1	
	SOLID MODEL: 10109762PV1	

<b>ABB</b>		TITLE
		<b>WIRING DIAGRAM ENTELIGUARD R RETROFILL BREAKER</b>
SIZE	DRAWING	REV
A2	10109762	B
SCALE: 1:1		SHEET 1 OF 1

METRIC

METRIC