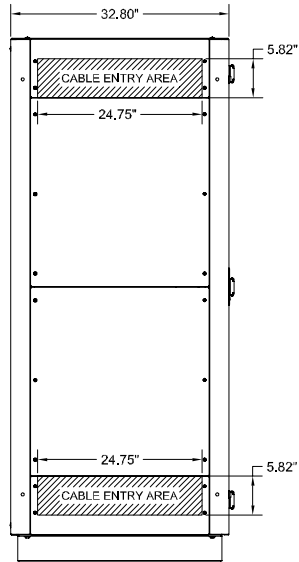
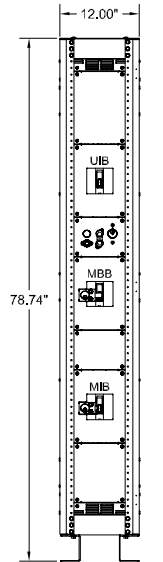


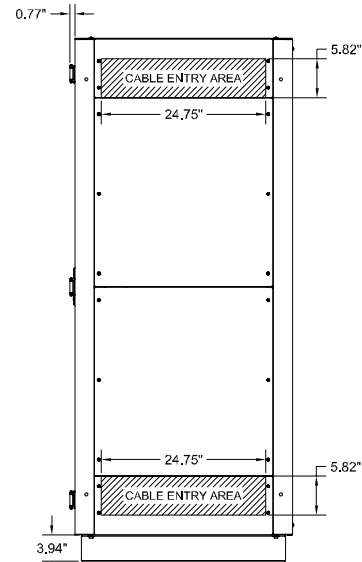
TOP VIEW



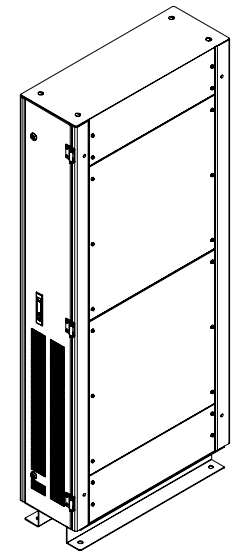
LEFT SIDE VIEW



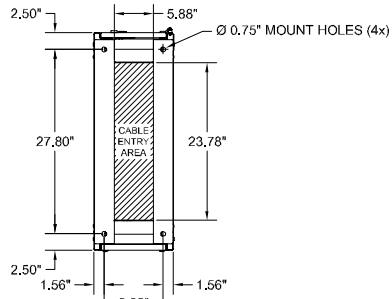
FRONT VIEW
(DOOR REMOVED)



RIGHT SIDE VIEW



ISOMETRIC VIEW



BOTTOM VIEW

NOTES:

1. APPROXIMATE WEIGHT: 365 LBS.
2. ASSEMBLY IS UL/CUL LISTED TO UL 891 AND C22.2 NO. 244.
3. NEMA 1 TYPE ENCLOSURE.
4. THE CABINET IS CONSTRUCTED FROM GALVANIZED STEEL.
5. THE CABINET IS TO BE MOUNTED THROUGH THE 0.750" HOLES IN THE CABINET LEGS, THE LEGS ARE FORMED FROM 10 GAUGE STEEL.
6. FINISH IS POWDER COAT ON ALL EXTERNAL AND VISIBLE SURFACES, INTERIOR PANELS AND MOUNT BRACKETS ARE GALVANIZED FINISH.
7. CABINET LEGS ARE REVERSIBLE FOR EASY ACCESS TO CABINET FLOOR MOUNTING HARDWARE.
8. THE EQUIPMENT IS CERTIFIED TO THE INTERNATIONAL BUILDING CODE (IBC) AND THE CALIFORNIA BUILDING CODE (CBC) TO MEET SEISMIC DESIGN CATEGORY F, SS = 2.00 AND IMPORTANCE FACTOR 1.5.



Part#: 79-3000-00000030

Description: 3B MBC W/ SKRU FOR AVC40- 225KVA, 480VAC

Voltage: 480VAC, 3Ph/3W/G

Breaker Quantity: (3)

Breaker Size: 400AT (setting)/400AF, 100%, 310+ LSI Eaton Series C K-Frame (UIB, MBB, MIB)

AIC Rating: 65k

Interlock: 120VAC SKRU with Kirk-Key Locks standard

Dimensions: 12.0"W x 32.8"D x 78.7"H

Weight: 365 Lbs

Color: Black (BT)