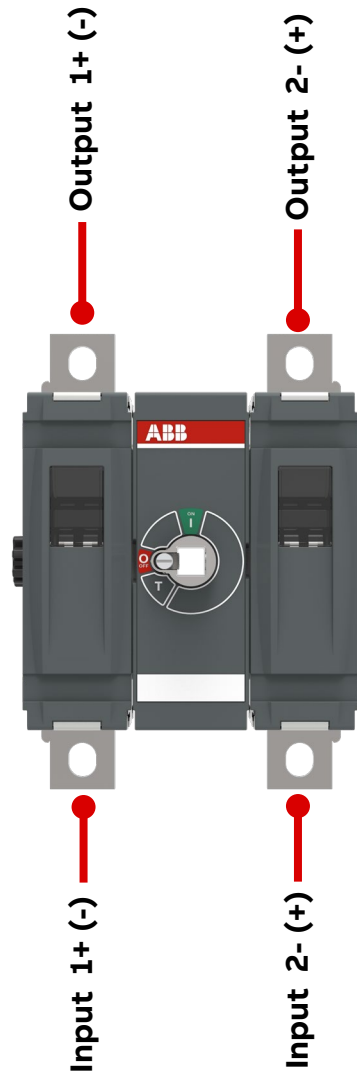
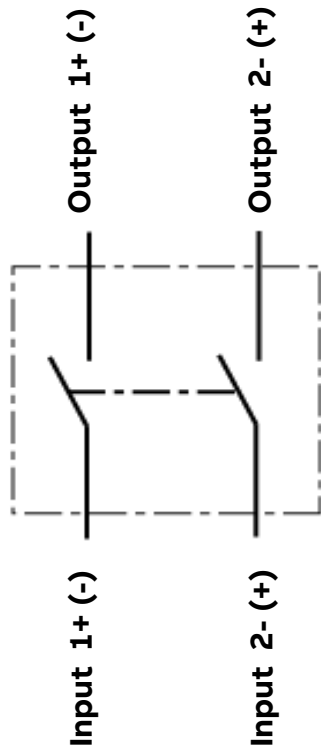



OTDC Switch-disconnector

OTDC315...800F_, OTDC250...600UF_

Circuit 2a, 2b – Single Circuit



1000 Vdc OTDC_F11, OTDC_UF11
1500 Vdc OTDC_FV11, OTDC_FV11-ESS,
OTDC_UFV11, OTDC_UFV11-ESS



1000 Vdc OTDC_F02, OTDC_UF02
1500 Vdc OTDC_FV02, OTDC_UFV02

NOTE! Phase barriers are included in types OTDC_02/20 - installation mandatory.