








Save lives with the 7 steps.

Don't look the other way.

Remember... **take 5 minutes for safety.**

- 1**  Prepare for the work.
Do an on-site risk assessment or hazard analysis
- 2**  Clearly identify the work location and equipment
- 3**  Disconnect all sources and secure against reconnection
- 4**  Verify the absence of operating voltage. Always test before you touch
- 5**  Carry out earthing and short circuiting
- 6**  Protect against adjacent live parts and take special precautions when close to bare conductors
- 7**  Complete the permit to work and "Walk the Permit"

90%
of incident investigations identify failures in risk management



— Risk management failure means lack of planning, time, resources, checking, assessing, competency and training