




Type
T1-T2

I_{max} : 80 kA I_{imp} : 12,5 kA

Up : 1,4 kV
System
TN-C: 230/400 V

IEC 61643-11 EN 61643-11


Type 1 + 2 SPD's have characteristics of type 1 but also type 2, they are capable of discharging a very high lightning current (T1 10/350µs) and they have as well a low residual voltage (Up).

They are installed in the main distribution switchboard but also in sub-distribution board.

Because of their power, Type 1 + 2 SPD's can let pass through a too high residual voltage, if the announced Up is not compatible with the withstand voltage of the equipment to protect or if the cable length to the equipment is longer than 10m, another level of coordination with OVR T2-T3, OVR T3 will be needed.

Thanks to the patented Safety Reserve system, you can extend the lifespan of the installation plan maintenance to reduce downtime risk.

- Patented QuickSafe® technology
- Safety Reserve system
- Din rail mounting
- Pluggable
- Improved safety
- Back up protection up to 160 A Fuse or 125 A Mcb



Key characteristics			
Protection mode			L-PEN
Number of protected lines			3
Test class			I - II
Integrated thermal disconnecter			Yes
End of life indicator			Yes
Safety reserve			Yes
Electrical characteristics			
Nominal discharge current	I_n (8/20)	kA	20
Maximal discharge current	I_{max} (8/20)	kA	80
Impulse current	I_{imp} (10/350)	kA	12,5
Maximal continuous operating voltage	U_C	V	275
Maximal continuous operating voltage d.c	$U_{C d.c}$	V	350
Type of current / frequency		Hz	a.c. 47-63
Voltage protection level at In	U_p (L-PE)	kV	1,4
Voltage protection level at In	U_p (L-N)	kV	-
Voltage protection level at In	U_p (N-PE)	kV	-
Short circuit withstand	I_{SCCR}	kA	100
Total current	I_{TOTAL}	kA	37,5
Follow current interrupted	I_{fi}	kA	- / -
Ground residual current	I_{PE}	µA	<1000
TOV withstand (L-N : 5s / N-PE : 200 ms)	U_T	V	337 / -
Voltage Combination Wave	U_{OC}	kV	-
Required thermal/back up protection			
Curve B or C Circuit breaker	A		≤ 125
gG - gL fuse	A		≤ 160
Comments			
Mechanical characteristics			
Dimensions	H x W x D	mm	88x53.4x69.4
Wire range : Solid wire		mm ²	2.5 ... 35
Wire range : Stranded wire		mm ²	2.5 ... 25
Stripping length		mm	12.5
Packing quantities		piece	Per 1
Miscellaneous characteristics			
Maximal altitude	m		2 000
Weight	g		450
Response time	ns		<25
Fire resistance according to UL 94			V-0
Replacement cartridges			
Phase / Product ID	OVR T1-T2 12.5-275s C QS		2CTB815710R2600
Neutral / Product ID			

CHARACTERISTICS

