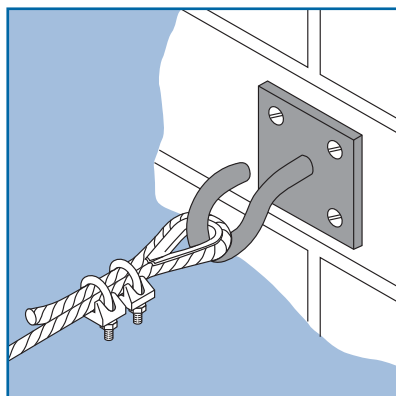
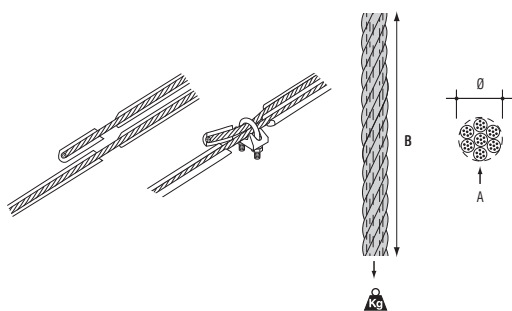


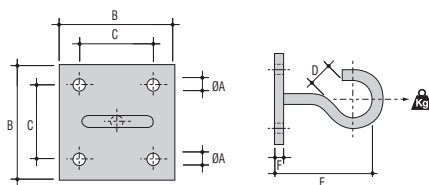
Catenary wire

Part No.	Ø (mm)	A (mm)	B (m)	Load rating (kg)	Material finishes*	Quantity (pieces)
CW100-2	2	7x7	100	80	F2	1
CW30-3	3	7x7	30	190	F2	1
CW50-3	3	7x7	50	190	F2	1
CW100-3	3	7x7	100	190	F2	1
CW30-4	4	7x7	30	350	F2	1
CW50-4	4	7x7	50	350	F2	1
CW100-4	4	7x7	100	350	F2	1
CW30-6	6	7x7	30	760	F2	1
CW50-6	6	7x7	50	760	F2	1
CW100-6	6	7x7	100	760	F2	1
SSCW100-2	2	7x7	100	80	F3	1
SSCW30-3	3	7x7	30	190	F3	1
SSCW50-3	3	7x7	50	190	F3	1
SSCW100-3	3	7x7	100	190	F3	1
SSCW30-4	4	7x7	30	350	F3	1
SSCW50-4	4	7x7	50	350	F3	1
SSCW100-4	4	7x7	100	350	F3	1
SSCW30-6	6	7x7	30	760	F3	1
SSCW50-6	6	7x7	50	760	F3	1
SSCW100-6	6	7x7	100	760	F3	1
CW30-3PVC	3	7x7	30	190	F2 + PVC	1
CW50-3PVC	3	7x7	50	190	F2 + PVC	1
CW100-3PVC	3	7x7	100	190	F2 + PVC	1
CW30-4PVC	4	7x7	30	350	F2 + PVC	1
CW50-4PVC	4	7x7	50	350	F2 + PVC	1
CW100-4PVC	4	7x7	100	350	F2 + PVC	1
CW30-6PVC	6	7x7	30	760	F2 + PVC	1
CW50-6PVC	6	7x7	50	760	F2 + PVC	1
CW100-6PVC	6	7x7	50	760	F2 + PVC	1



Suspension plate

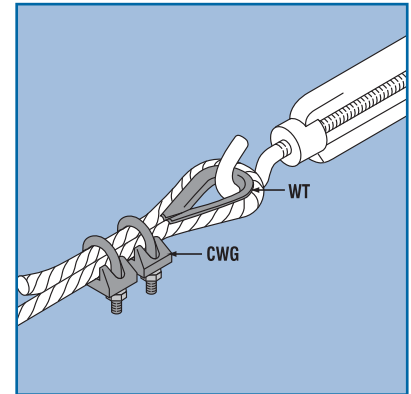
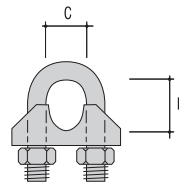
Part No.	ØA (mm)	B (mm)	C (mm)	D (mm)	E (mm)	F (mm)	Load rating (kg)	Material finishes*	Quantity (pieces)
HW50	5.5	50	32	8	55	5	25	F2	10



* See page 50 for material finishes

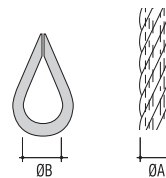
Bull-dog grips

Part No.	ØA (mm)	B (mm)	C (mm)	Material finishes*	Quantity (pieces)
CWG-23	2-3	Max 9	6.5	F2	25
CWG-4	4	Max 12	7	F2	25
CWG-6	6	Max 18	8	F2	25
SSCWG-2	2	Max 9	6.5	F3	1
SSCWG-3	3	Max 9	6.5	F3	1
SSCWG-4	4	Max 12	7	F3	1
SSCWG-6	6	Max 18	8	F3	1



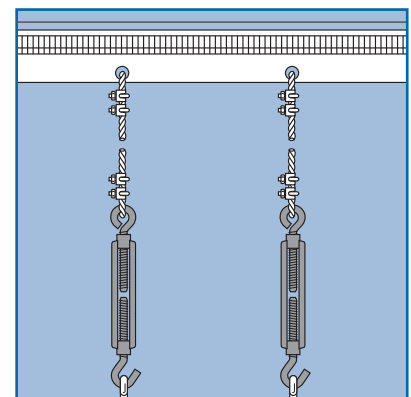
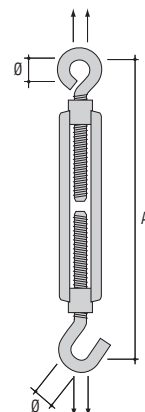
Thimbles

Part No.	ØA (mm)	ØB (mm)	Material finishes*	Quantity (pieces)
WT-23	2-3	10	F2	25
WT-34	3-4	14	F2	25
WT-6-FU	6	16	F2	25
SSWT-2	2	10	F3	1
SSWT-34	3-4	14	F3	1
SSWT-6	6	16	F3	1

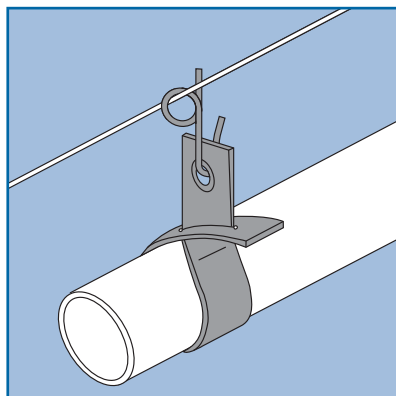


Tensioner for catenary wire

Part No.	Ø (mm)	A (mm)	Material finishes*	Quantity (pieces)
CWT-23	10	155-245	F2	10
CWT-46	12	230-325	F2	10
SSCWT-23	10	155-245	F3	10
SSCWT-46	12	230-325	F3	10

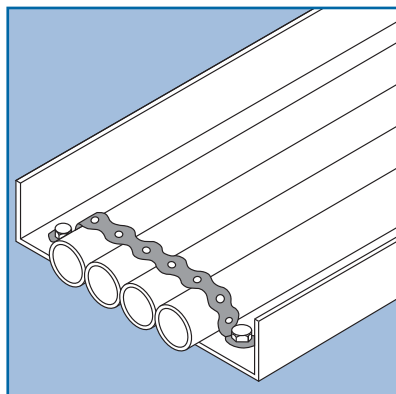
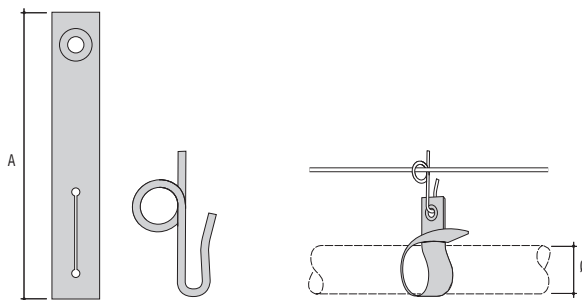


* See page 50 for material finishes



Suspension strap

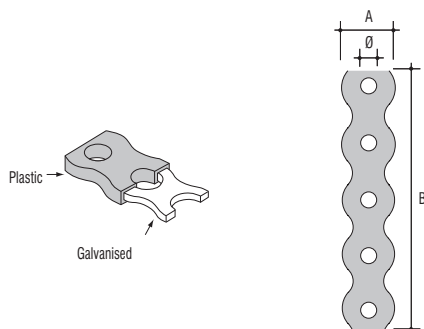
Part No.	A (mm)	Ø (mm)	Material finishes*	Quantity (pieces)
LS-32	152	Max 32	F6	10
LS-38	178	Max 38	F6	10
LS-48	203	Max 48	F6	10
LS-54	228	Max 54	F6	10
LS-60	254	Max 60	F6	10
LS-72	305	Max 72	F6	10



Perforated banding

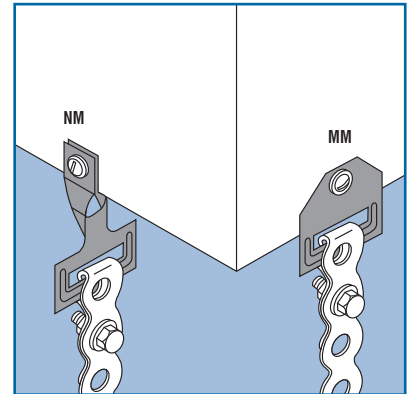
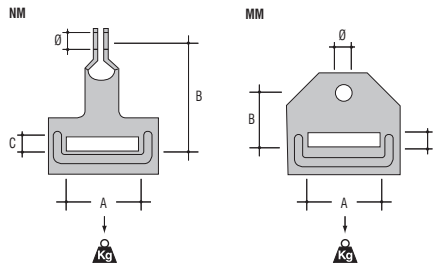
Part No.	Colour	Ø (mm)	A (mm)	B (m)	Load rating (kg)	Material finishes*	Quantity (pieces)
Plastic*							
SP-13B	black	4	13	10	37	F7	1
SP-19B	black	6.5	19	10	42	F7	1
SP-27B	black	7.5	27	10	90	F7	1
SP-13O	orange	4	13	10	37	F7	1
SP-19O	orange	6.5	19	10	42	F7	1
SP-13R-FU	red	4	13	10	37	F7	1
SP-19R	red	6.5	19	10	42	F7	1
SP-13W	white	4	13	10	37	F7	1
SP-19W	white	6.5	19	10	42	F7	1
Galvanised							
SG-12-FU	-	5	12	10	37	F2	1
SG-18	-	7	18	10	42	F2	1
SG-26	-	8	26	10	90	F2	1
Stainless Steel							
SS-12	-	5	12	10	43	F3	1
SS-18-FU	-	7	18	10	48	F3	1
SS-26	-	8	26	10	100	F3	1

*Material: Plascoat PPA 571



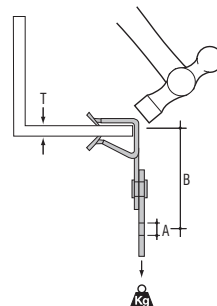
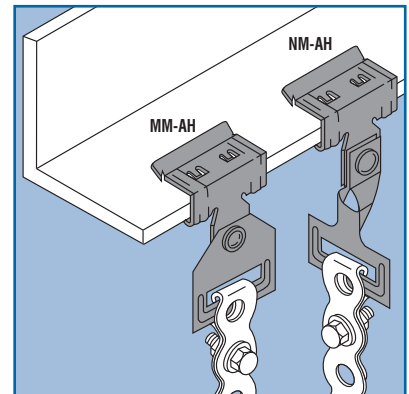
Suspension clip for perforated band

Part No.	Ø (mm)	A (mm)	B (mm)	C (mm)	Load rating (kg)	Material finishes*	Quantity (pieces)
MM-65	6.5	28	20	6.3	90	F8+	100
NM-65	6.5	28	42	6.3	90	F8+	100



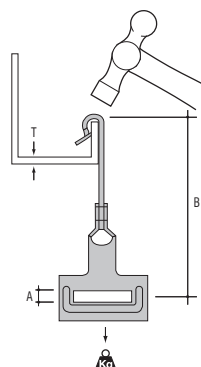
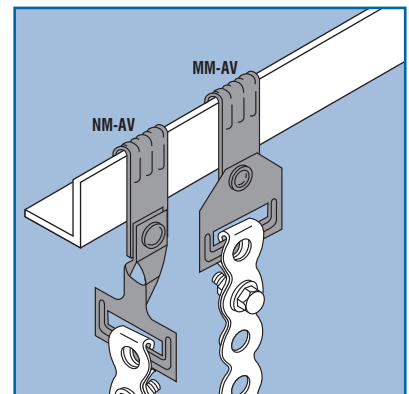
Girder clips for perforated band

Part No.	T (mm)	A (mm)	B (mm)	Load rating (kg)	Material finishes*	Quantity (pieces)
MM65-AH153	1.5-3	6.3	36	72	F8+	25
MM65-AH38	3-8	6.3	38	90	F8+	25
MM65-AH814	8-14	6.3	46	90	F8+	25
MM65-AH1420	14-20	6.3	58	90	F8+	25
NM65-AH153	1.5-3	6.3	58	72	F8+	25
NM65-AH38	3-8	6.3	60	90	F8+	25
NM65-AH814	8-14	6.3	68	90	F8+	25
NM65-AH1420	14-20	6.3	80	90	F8+	25

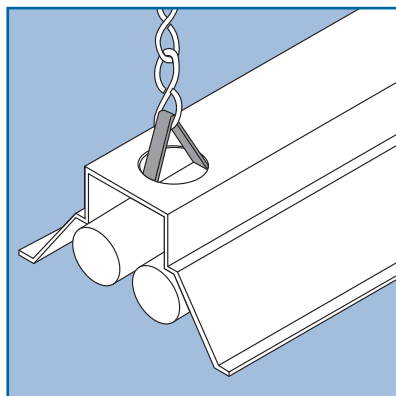


Purlin clips for perforated band

Part No.	T (mm)	A (mm)	B (mm)	Load rating (kg)	Material finishes*	Quantity (pieces)
MM65-AV155	1.5-4	6.3	62	72	F8+	25
MM65-AV57	4.5-7	6.3	62	72	F8+	25
NM65-AV155	1.5-4	6.3	84	72	F8+	25
NM65-AV57	4.5-7	6.3	84	72	F8+	25



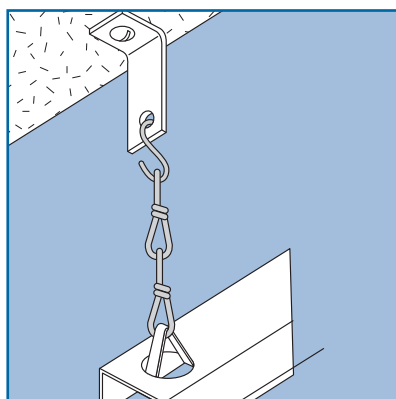
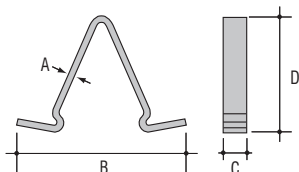
* See page 50 for material finishes



Clip for chain hanging

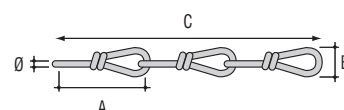
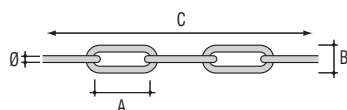
Part No.	A (mm)	B (mm)	C (mm)	D (mm)	Load rating (kg)	Material finishes*	Quantity (pieces)
V-1	1	50.8	8	35	8	F1	100

Recommended hole diameter 25 mm



Metal chain and hooks

Part No.	Ø (mm)	A (mm)	B (mm)	C (m)	Load rating (kg)	Material finishes*	Quantity (pieces)
KK-20	1.8	25	8	30	70	F1	1
KK-30	2.8	39	12.5	30	190	F1	1
KG-3	3	26	12	30	45	F1	1
KG-4	4	32	16	30	80	F1	1
KF-3	3	26	12	30	45	F2	1
KF-4	4	32	16	30	80	F2	1
KN-2	2	22	8	30	50	F3	1
KN-3	3	26	12	30	120	F3	1
NG-4	4	20	-	-	-	F1	100
NF-4	4	20	-	-	-	F2	100
SH-4	4	35	-	-	20	F1	100
SH-5	5	45	-	-	30	F1	100



KG - Electroplate DIN 5685
KF - Hot Dip Galvanised DIN 5685

KN - Stainless Steel DIN 763
KK - Electroplate DIN 5686

