

PRODUCT HIGHLIGHTS

Cable entry plates

The faster, easier way to bring multiple cables into an industrial enclosure — with liquid-tight protection!

T&B Liquidtight Systems®

When you have numerous cables entering an enclosure, T&B Liquidtight Systems® cable entry plates help you organize, route and protect multiple cables while maintaining ingress protection.

How do they help you save time, space and money?

- An easy and efficient solution to organize cables, ideal for high-density applications
- An economical solution where high strain relief is not required
- Perfect for use in enclosures with limited space
- Can replace standard cable glands, providing both cost and space savings

For unterminated cables

CEF series fixed panels



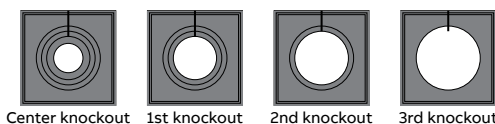
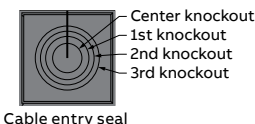
- Ultra-flexible entrance membrane provides ingress protection for cable diameters from 0.12" to 0.51" (3 to 13 mm)
- Openings are sealed with or without cables present
- Can be attached to enclosures of various wall thicknesses using four screws
- Can be attached to enclosures with wall thicknesses of 0.059" to 0.079" (1.5 to 2 mm) by snapping into place

For terminated or unterminated cables



CEC series configurable panels



- Designed to accept both connectorized and non-connectorized cables
- Enable all assembly operations to be completed outside the enclosure
- Using different center insert combinations, small and large slitted seals may be used together to accommodate a wide range of cable diameters



Offering you significant
time, space
and **cost**
savings



Key features of both fixed and configurable cable entry panels

- cURus UL recognized
- UL 508 compliant
- IEC IP66 and UL Type 4, 4X, 12 and 13 ingress protection*

* For CEF series fixed cable entry panels, the UL Type 4 and 4X rating applies only with cable diameters of 0.2" (5 mm) and greater.

Applicable industries



Machine OEM



Panel builders



Integrators

CEF series cable entry plates — fixed



Catalog no.		No. of cable entries	Clamping diameter range in. (mm)
RAL 7035 light gray	RAL 9005 black		
CEF12G	CEF12B	12	0.16–0.51 (4–13)
CEF14G	CEF14B	14	0.20–0.43 (5–11)
CEF22G	CEF22B	22	16 x 0.12–0.25 (3–6.5)
			4 x 0.20–0.36 (5–9.2)
			2 x 0.32–0.49 (8–12.5)
CEF23G	CEF23B	23	0.16–0.33 (4–8.5)
CEF29G	CEF29B	29	0.16–0.27 (4–7)
CEF00G	CEF00B	0	N/A (blank for sealing cutout in enclosure)

CEC series cable entry plates — configurable



Catalog no.		No. of cable entries	Cable entry seal sizes required (sold separately)
RAL 7035 light gray	RAL 9005 black		
CEC04G	CEC04B	4	2 x D, 2 x E
CEC07G	CEC07B	7	6 x D, 1 x E
CEC10G	CEC10B	10	10 x D

Cable entry seals for CEC series configurable plates



Catalog no.	Entry seal size	Knockout to be removed	Clamping diameter range in. (mm)
CECGS1	D1	Center	0.14–0.21 (3.5–5.5)
		1st	0.22–0.29 (5.5–7.5)
		2nd	0.30–0.37 (7.5–9.5)
CECGS2	D2	Center	0.38–0.45 (9.5–11.5)
		1st	0.46–0.53 (11.5–13.5)
		2nd	0.54–0.61 (13.5–15.5)
CECGL1	E1	Center	0.62–0.68 (15.5–17.5)
		1st	0.69–0.76 (17.5–19.5)
		2nd	0.77–0.84 (19.5–21.5)
CECGL2	E2	Center	0.85–0.92 (21.5–23.5)
		1st	0.93–1.00 (23.5–25.5)
		2nd	1.01–1.08 (25.5–27.5)
		3rd	1.09–1.16 (27.5–29.5)

For more information



Watch video



See technical data sheet for CEF series fixed cable entry plates



See technical data sheet for CEC series configurable cable entry plates

ABB Installation Products Inc.
Electrification Business
860 Ridge Lake Blvd.
Memphis, TN 38120

electrification.us.abb.com

ABB has made every attempt to ensure the accuracy and reliability of the contents of this document. However, all content is provided for general informational purposes only, and ABB makes no guaranty or warranty, express or implied, as to the accuracy of any technical content, or that the information contained in this publication will be error free and all such guarantees or warranties are expressly

disclaimed. ABB may change or modify the contents at any time, without prior notice. We reserve all rights in this document and in the subject matter and illustrations contained therein. Any reproduction or utilization of its contents — in whole or in parts — is forbidden without prior written consent of ABB.
© 2025 ABB Installation Products Inc. and/or its related companies All rights reserved