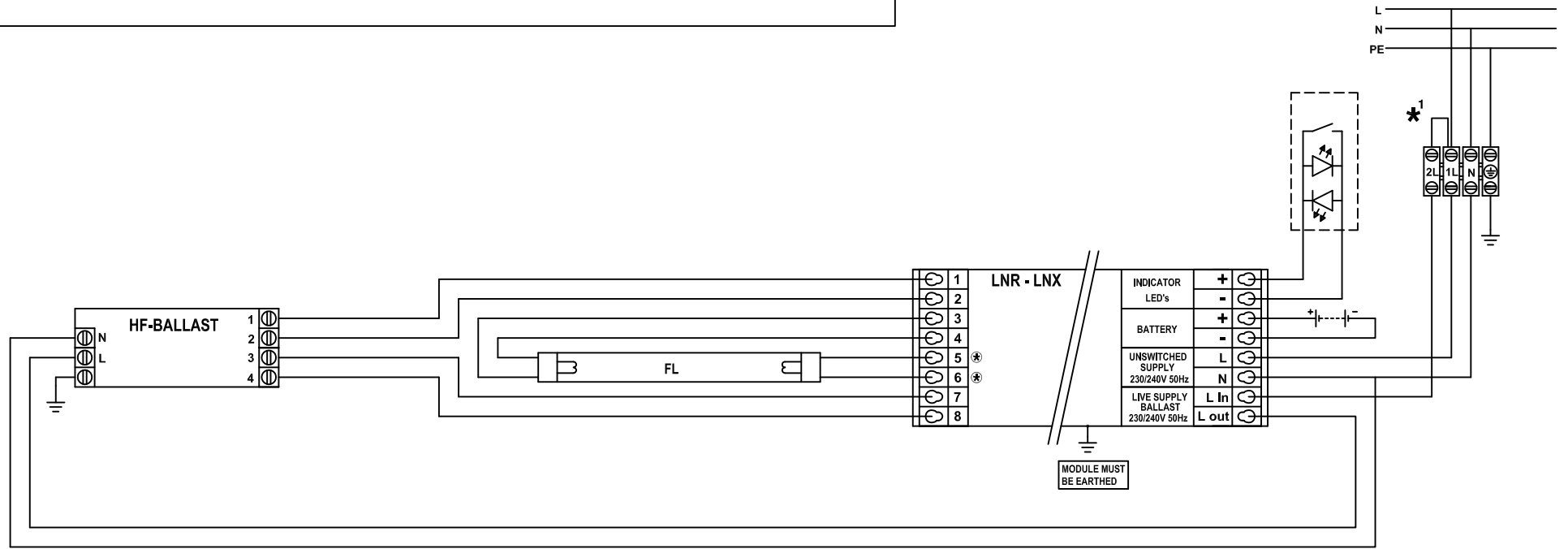
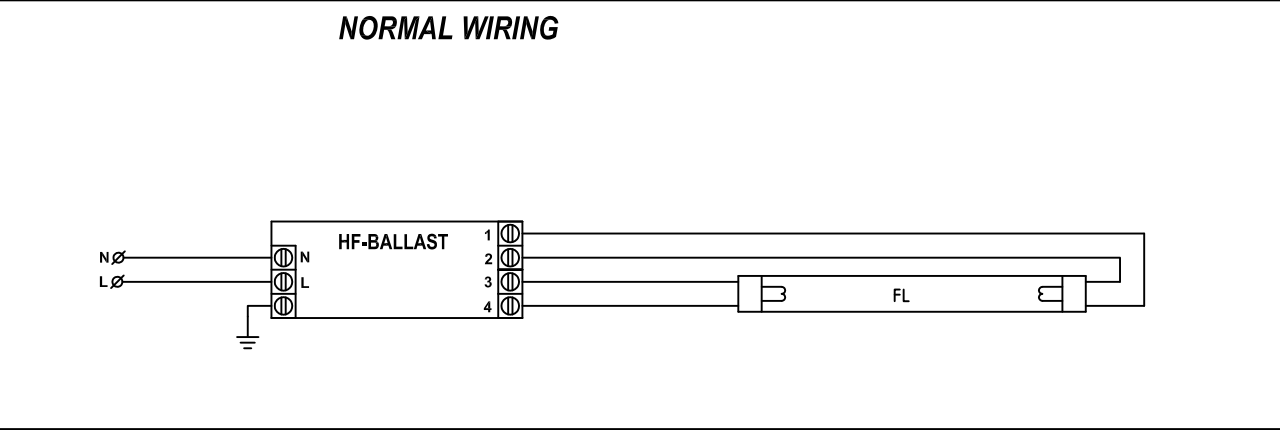
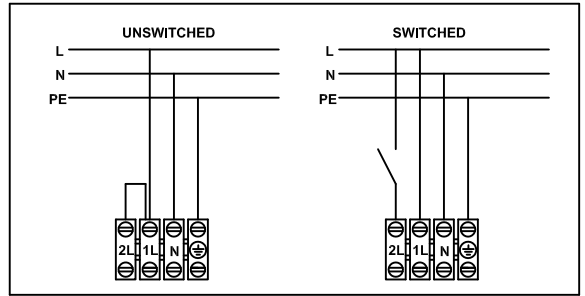





UNCONTROLLED COPY



**Note:**  
KEEP WIRES 5 AND 6 AS SHORT AS POSSIBLE < 75 cm

\*<sup>1</sup> Mains Supply



Name: <b>Wiring diagram LNR/LNX</b>						
Config:	HF-Ballast, 1xFL, 4-term. outputs	Designed by:	AG	Checked by:	Release Date:	Form.:
				31-03-06		A4
 Tel. +31 (0)88 2600 900		 		Drawingnr.:		LNR-006
				Filename:		LNR-006.dwg
<small>We reserve the right to make technical changes or modify the contents of this document without prior notice. ABB does not accept any responsibility whatsoever for potential errors or possible lack of information in this document. We reserve the right in this document and in the subject matter and illustrations contained therein. Any reproduction, disclosure to third parties or utilization of its contents - in whole or in parts - is forbidden without prior written consent of ABB. Copyright © 2017 ABB. All rights reserved.</small>						