
 TECHNICAL DATA SHEET

PMAFIX IP66 - BVOD - Flange

PMA



90°, polyamide flange for flexible non-metallic conduit



Applications:

- For cable protection systems in a wide range of applications

Features & Benefits:

- Very high impact resistance
- Vibration-proof connection to PMAFLEX Conduits
- High conduit pull-out strength
- Can be easily re-opened with a screwdriver
- Selectable flange seal included
- Very good chemical properties
- Fits both conduit profiles - fine (T) and coarse (G)

Ingress protection:

- On conduit side:
IP66 (EN/IEC 60529)

Materials:

- Flange body: high-grade, specially formulated polyamide 6
- Flange seal: FGO4 made from EPDM
- Flange seal: FGO4/01 made from NBR

Compatible with:

- PMAFLEX Pro Conduits
- PMAFLEX Multilayer Conduits
- PMAFLEX Conduits
- PMA Smart Line Conduits

Conforms to:

- EN 45545-2 HL3 (R22 & R23)
- NFPA 130
- UL 94 (V0)

Weathering resistance:

- Very good UV resistance and weathering characteristics, particularly in black

Colour:

- Black
- Grey

Chemical properties:

- Please refer to www.pma.ch
(Technical Information / Chemical Resistance)

Environmental properties:

- Free from halogens and cadmium
- RoHS and REACH compliant

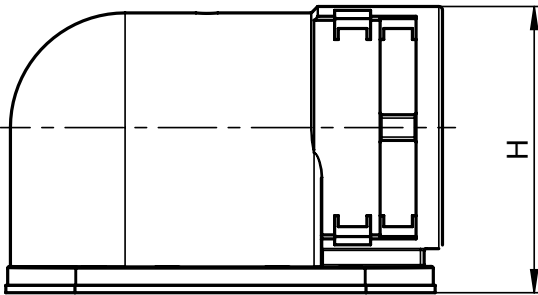
Product selection:

Part no.		Design	Conduit size	Dimensions in mm (nom.)					Weight	Packing unit
black	grey	No.	NW	L	H	d2	A	Mounting hole	kg/100 pcs	pcs/PU
BVOD-P167GT	SVOD-P167GT	1	17	65.5	35.8	29.5	47.0	M5	2.1	50
BVOD-P213GT	SVOD-P213GT	1	23	70.5	43.2	37.0	66.0	M6	4.3	30
BVOD-P299GT	SVOD-P299GT	2	29	78.5	50.0	44.0	67.5	M6	5.7	20
BVOD-P366GT	SVOD-P366GT	2	36	103.0	66.0	53.5	86.0	M6	9.2	10
BVOD-P488GT	SVOD-P488GT	3	48	119.0	78.0	66.0	86.0	M6	15.4	10

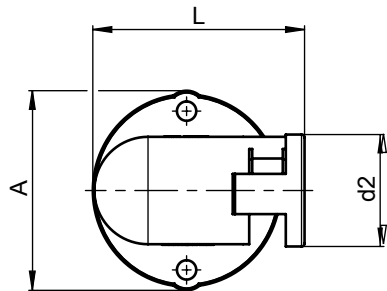
Our customer service dept. or local distribution partner will be pleased to help you concerning product availability and lead time

Can be used outdoors with flange seal FGO4 for standard applications where water proofness and weathering resistance are required. For indoor applications the flanges are available with a special flange seal FGO4/01 for contact with substances like fuels, mineral oils, emulsions etc. Please add „/01“ to the order number.

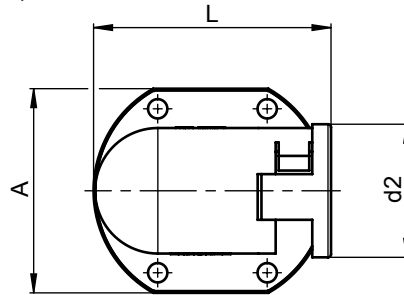
Example:
 BVOD-P167GT (with FGO4) standard for indoor and outdoor applications
 BVOD-P167GT/01 (with FGO4/01) optional for indoor applications with special chemical requirements



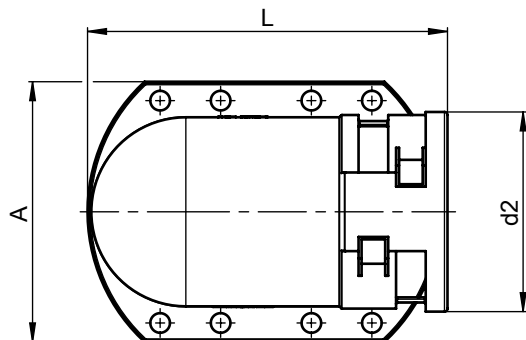
Design 1:
NW17 / NW23



Design 2:
NW29 / NW36



Design 3:
NW48



Fixation with 4 screws sufficient

Recommendation:
 When fixing to thin plates use outer holes.
 Additional holes in flange and flange seal do not need to be sealed separately

Mechanical Properties:	Value:	Test parameters:	Test method:
Tensile modulus	1'200 ... 3'700 N/mm ²		ISO 527
Tensile strength	45 ... 65 N/mm ²		ISO 527
Notched bar impact test	4 ... 20 kJ/m ²		ISO 180/1C
Vibration and shock standard	Cat. 2		IEC 61373, IEC 60068-2-27 / -64

Thermal properties:	Value:	Test parameters:	Test method:
Continuous application temperature	-50 ... +105°C		PMA DO 9.21-4510
Upper application temperature	+120°C	(20'000 h)	PMA DO 9.21-4360
Short-term	+160°C	(168 h)	PMA DO 9.21-4360

Fire safety properties:	Value:	Test parameters:	Test method:
Fire performance	non flame-propagating		IEC EN 61386-1
Flame class	V0		UL 94
Fire hazard level	HL3		EN 45545-2 (R22)
Oxygen index	> 32 %		EN ISO 4589-2
Smoke density	< 150 Ds max.		EN ISO 5659-2 (25 kW/m ²)
Toxicity	< 0.75 CIT _{NLP}		NF X 70-100-1/-2: (600°C)
Fire hazard level	HL3		EN 45545-2 (R23)
Oxygen index	> 32 %		EN ISO 4589-2
Smoke density	< 300 Ds max.		EN ISO 5659-2 (25 kW/m ²)
Toxicity	< 1.5 CIT _{NLP}		NF X 70-100-1/-2: (600°C)
Fire performance NFPA 130:			NFPA 130
- Flammability	compliant		ASTM E 162
- Smoke density	compliant		ASTM E 662
Heat and visible smoke	26.00 MJ/kg		ASTM E 1354
Smoke emission toxicity	compliant		Bombardier SMP 800-C
Smoke emission toxicity	compliant		Boeing BSS 7241

Content of delivery:

- Fitting with premounted conduit locking clip (AFN2)
- Flange seal (FGO4)

Assembly instructions:

- Push-in with a slight twist and pull back slightly to ensure the conduit clicks into place

Threaded bore holes for mounting screws should be sealed separately during mounting (commercial sealing solvents). For information about the flange seal please see data sheet: No. 50020 for FGO4
No. 50025 for FGO4/01

Please consider the appropriate assembly instructions on www.pma.ch

ABB Switzerland Ltd,
PMA Cable Protection
Aathalstrasse 90
8610 Uster, Switzerland
Phone: +41 58 585 00 11
pma-info@ch.abb.com
www.pma.ch

Let's write the future.
Together. **abb.com**

We reserve the right to make technical changes or modify the contents of this document without prior notice. With regard to purchase orders, the agreed particulars shall prevail. ABB Installation Products Inc. does not accept any responsibility whatsoever for potential errors or possible lack of information in this document.

We reserve all rights in this document and in the subject matter and illustrations contained therein. Any reproduction, disclosure to third parties or utilization of its contents – in whole or in parts – is forbidden without prior written consent of ABB Inc. Copyright© 2019 ABB Installation Products Inc. All rights reserved

